


UNITED STATES BANKRUPTCY COURT

SOUTHERN DISTRICT OF FLORIDA

*51 S.W. 1st Avenue
Room 1401
Miami, FL 33130*

*Karen Eddy
Clerk of Court*



MONTHLY STATISTICAL REPORT
DECEMBER 2005

MONTHLY STATISTICAL REPORT

TABLE OF CONTENTS

	<i>page</i>
<i>I. MONTHLY SARD SUMMARY REPORT</i>	<i>2</i>
<i>II. BK CASE FILINGS SUMMARY REPORT</i>	<i>3</i>
<i>III. BK CASE CLOSINGS SUMMARY REPORT</i>	<i>4</i>
<i>IV. AP CASE FILINGS SUMMARY REPORT</i>	<i>3</i>
<i>V. AP CASE CLOSINGS SUMMARY REPORT</i>	<i>4</i>
<i>VI. PENDING CASELOAD REPORT BY JUDGE/CHAPTER</i>	<i>5</i>
<i>VII. DIVISIONAL CASELOAD REPORT</i>	<i>6</i>
<i>VIII. SUMMARIES AND GRAPHS</i>	<i>7 - 11</i>

**DECEMBER 2005
MONTHLY SARD REPORT SUMMARY**

I. BC101 REPORT OF BANKRUPTCY CASES

	AJC	SHF	PGH	RAM	RBR	TOTAL
Pending Prior Month	9,385	6,621	5,842	9,017	7,296	38,161
Cases Filed	48	19	42	47	46	202
Reopened	9	3	7	3	10	32
Split Cases	0	0	0	0	0	0
Trans. In	0	0	2	0	0	2
Reassigned To	0	17	1	2	2	22
Trans. Out	0	0	14	0	0	14
Reassigned From	1	1	15	1	2	20
Cases Closed	599	313	475	449	603	2,439
Cases Pending	8,842	6,346	5,390	8,619	6,749	35,946

II. BC109 REPORT OF ADVERSARY CASES

	AJC	SHF	PGH	RAM	RBR	TOTAL
Pending Prior Month	133	166	239	248	136	922
Cases Filed	30	19	15	27	16	107
Trans. In	0	2	0	0	0	2
Reassigned To	2	0	0	0	0	2
Cases Reopened	0	0	0	0	0	0
Cases Closed	9	22	39	5	18	93
Reassigned From	0	0	0	4	0	4
Cases Pending	156	165	215	266	134	936

IV. MONTHLY REPORT OF TRIALS AND OTHER ACTIVITY

	Contested Proceedings	Miscellaneous Proceedings	Total Hours in Court
AJC	34	7	41
SHF	0	36	36
PGH	4	18	22
RAM	13	25	38
RBR	0	20	20
Total	51	106	157

Cases Summary Report Group By Person Office
Open: 12/1/05 - 12/31/05

Judge	Office	Ch7	Ch9	Ch11	Ch12	Ch13	304	Total	Adv	Mis
AJC	Miami	36	0	1	0	10	0	47	30	0
RAM	Miami	36	0	3	0	8	0	47	27	0
RBR	Miami	0	0	0	0	13	0	13	1	0
PGH	Broward	10	0	1	0	13	0	24	6	0
RBR	Broward	16	0	0	0	17	0	33	15	0
AJC	WPB	1	0	0	0	0	0	1	0	0
PGH	WPB	5	0	0	0	13	0	18	9	0
SHF	WPB	19	0	0	0	0	0	19	19	0
Total								202	107	0

Cases Summary Report Group By Person Office
Closed: 12/1/05 - 12/31/05

Judge	Office	Ch7	Ch9	Ch11	Ch12	Ch13	304	Total	Adv	Mis
AJC	Miami	597	0	2	0	0	0	599	9	0
PGH	Miami	2	0	0	0	0	0	2	0	0
RAM	Miami	447	0	1	0	1	0	449	5	0
RBR	Miami	2	0	0	0	65	0	67	0	0
PGH	Broward	185	0	2	0	156	0	343	27	0
RBR	Broward	382	0	0	0	154	0	536	18	0
PGH	WPB	129	0	1	0	0	0	130	12	0
SHF	WPB	310	0	0	0	1	2	313	22	0
Total								2439	93	0

PENDING CASELOAD REPORTS BY JUDGE/CHAPTER
DECEMBER 2005

AJC	7	11	12	13	304	ACT	TOTALS
Pending Prior Month	4,922	82	1	4,376	4	0	9,385
Cases Filed	37	1	0	10	0	0	48
Reopened	4	0	0	5	0	0	9
Split Cases	0	0	0	0	0	0	0
Transferred In	0	0	0	0	0	0	0
Reassigned To	0	0	0	0	0	0	0
Converted To	6	1	0	6	0	0	13
Transferred Out	0	0	0	0	0	0	0
Reassigned From	1	0	0	0	0	0	1
Converted From	6	1	0	6	0	0	13
Cases Closed	597	2	0	0	0	0	599
Total Pending	4,365	81	1	4,391	4	0	8,842

SHF	7	11	12	13	304	ACT	TOTALS
Pending Prior Month	3,867	31	0	2,721	2	0	6,621
Cases Filed	19	0	0	0	0	0	19
Reopened	3	0	0	0	0	0	3
Split Cases	0	0	0	0	0	0	0
Transferred In	0	0	0	0	0	0	0
Reassigned To	1	0	0	16	0	0	17
Converted To	0	0	0	0	0	0	0
Transferred Out	0	0	0	0	0	0	0
Reassigned From	0	1	0	0	0	0	1
Converted From	2	0	0	0	0	0	2
Cases Closed	310	0	0	1	2	0	313
Total Pending	3,578	30	0	2,736	0	0	6,344

PGH	7	11	12	13	304	ACT	TOTALS
Pending Prior Month	3,891	147	0	1,804	0	0	5,842
Cases Filed	15	1	0	26	0	0	42
Reopened	6	0	0	1	0	0	7
Split Cases	0	0	0	0	0	0	0
Transferred In	2	0	0	0	0	0	2
Reassigned To	0	1	0	0	0	0	1
Converted To	10	0	0	12	0	0	22
Transferred Out	1	13	0	0	0	0	14
Reassigned From	0	0	0	15	0	0	15
Converted From	11	1	0	10	0	0	22
Cases Closed	316	3	0	156	0	0	475
Total Pending	3,596	132	0	1,662	0	0	5,390

RAM	7	11	12	13	304	ACT	TOTALS
Pending Prior Month	4,431	82	0	4,500	4	0	9,017
Cases Filed	36	3	0	8	0	0	47
Reopened	2	0	0	1	0	0	3
Split Cases	0	0	0	0	0	0	0
Transferred In	0	0	0	0	0	0	0
Reassigned To	0	0	0	2	0	0	2
Converted To	0	0	0	0	0	0	0
Transferred Out	0	0	0	0	0	0	0
Reassigned From	0	0	0	1	0	0	1
Converted From	0	0	0	0	0	0	0
Cases Closed	447	1	0	1	0	0	449
Total Pending	4,022	84	0	4,509	4	0	8,619

RBR	7	11	12	13	304	ACT	TOTALS
Pending Prior Month	3,757	56	0	3,482	1	0	7,296
Cases Filed	16	0	0	30	0	0	46
Reopened	7	0	0	3	0	0	10
Split Cases	0	0	0	0	0	0	0
Transferred In	0	0	0	0	0	0	0
Reassigned To	0	0	0	2	0	0	2
Converted To	1	1	0	0	0	0	2
Transferred Out	0	0	0	0	0	0	0
Reassigned From	0	0	0	2	0	0	2
Converted From	1	0	0	1	0	0	2
Cases Closed	384	0	0	219	0	0	603
Total Pending	3,396	57	0	3,295	1	0	6,749

GRAND TOTAL:	18,957	384	1	16,593	9	0	35,944
---------------------	---------------	------------	----------	---------------	----------	----------	---------------

AJC PENDING CASE SUMMARY

CHAPTER	DADE DIVISION	BROWARD DIVISION	PALM BEACH DIVISION	TOTAL
7	4,365	0	0	4,365
11	79	2	0	81
12	1	0	0	1
13	4,391	0	0	4,391
304	4	0	0	4
Sub-Total	8,840	2	0	8,842
Act Cases	0	0	0	0
GRAND TOTALS	8,840	2	0	8,842

SHF PENDING CASE SUMMARY

CHAPTER	DADE DIVISION	BROWARD DIVISION	PALM BEACH DIVISION	TOTAL
7	0	0	3,578	3,578
11	0	0	30	30
12	0	0	0	0
13	0	0	2,736	2,736
304	0	0	0	0
Sub-Total	0	0	6,344	6,344
Act Cases	0	0	0	0
GRAND TOTALS	0	0	6,344	6,344

PGH PENDING CASE SUMMARY

CHAPTER	DADE DIVISION	BROWARD DIVISION	PALM BEACH DIVISION	TOTAL
7	8	2,067	1,521	3,596
11	1	98	33	132
12	0	0	0	0
13	0	1,659	3	1,662
304	0	0	0	0
Sub-Total	9	3,824	1,557	5,390
Act Cases	0	0	0	0
GRAND TOTALS	9	3,824	1,557	5,390

RAM PENDING CASE SUMMARY

CHAPTER	DADE DIVISION	BROWARD DIVISION	PALM BEACH DIVISION	TOTAL
7	4,020	0	2	4,022
11	83	0	1	84
12	0	0	0	0
13	4,509	0	0	4,509
304	4	0	0	4
Sub-Total	8,616	0	3	8,619
Act Cases	0	0	0	0
GRAND TOTALS	8,616	0	3	8,619

RBR PENDING CASE SUMMARY

CHAPTER	DADE DIVISION	BROWARD DIVISION	PALM BEACH DIVISION	TOTAL
7	30	3,366	0	3,396
11	0	57	0	57
12	0	0	0	0
13	1,562	1,733	0	3,295
304	0	1	0	1
Sub-Total	1,592	5,157	0	6,749
Act Cases	0	0	0	0
GRAND TOTALS	1,592	5,157	0	6,749

DISTRICT TOTALS	19,057	8,983	7,904	35,944
------------------------	---------------	--------------	--------------	---------------

AJC	CH 7	CH 11	CH 12	CH 13	SEC 304	TOTAL
JAN	281	2	0	71	0	354
FEB	250	3	0	73	0	326
MAR	434	1	0	78	0	513
APR	619	4	0	98	0	721
MAY	615	3	0	69	1	688
JUN	624	2	0	87	0	713
JUL	567	1	0	75	1	644
AUG	698	4	0	96	0	798
SEP	937	2	0	89	0	1028
OCT	2155	13	0	176	0	2344
NOV	32	1	0	8	0	41
DEC	37	1	0	10	0	48
TOTALS	7249	37	0	930	2	8218

SHF	CH 7	CH 11	CH 12	CH 13	SEC 304	TOTAL
JAN	227	4	0	86	0	317
FEB	235	1	0	77	0	313
MAR	351	2	0	90	0	443
APR	438	2	0	84	0	524
MAY	438	3	0	76	0	517
JUN	376	1	0	62	0	439
JUL	339	2	0	67	0	408
AUG	417	0	0	61	0	478
SEP	664	3	0	76	0	743
OCT	1946	4	1	308	0	2259
NOV	12	1	0	9	0	22
DEC	19	0	0	0	0	19
TOTALS	5462	23	1	996	0	6482

PGH	CH 7	CH 11	CH 12	CH 13	SEC 304	TOTAL
JAN	222	1	0	60	0	283
FEB	239	4	0	57	0	300
MAR	362	2	0	64	0	428
APR	509	4	0	64	0	577
MAY	361	5	0	53	0	419
JUN	377	1	0	47	0	425
JUL	344	2	0	47	0	393
AUG	427	2	0	63	0	492
SEP	675	1	0	68	0	744
OCT	2036	9	0	163	0	2208
NOV	7	0	0	6	0	13
DEC	15	1	0	26	0	42
TOTALS	5574	32	0	718	0	6324

RAM	CH 7	CH 11	CH 12	CH 13	SEC 304	TOTAL
JAN	274	1	0	72	0	347
FEB	255	2	0	72	0	329
MAR	429	0	0	76	0	505
APR	614	3	0	102	0	719
MAY	618	3	0	65	1	687
JUN	621	1	0	90	0	712
JUL	564	2	0	76	0	642
AUG	697	3	0	96	0	796
SEP	942	1	0	89	0	1032
OCT	2134	4	0	180	0	2318
NOV	35	2	0	8	0	45
DEC	36	3	0	8	0	47
TOTALS	7219	25	0	934	1	8179

RBR	CH 7	CH 11	CH 12	CH 13	SEC 304	TOTAL
JAN	226	1	0	104	0	331
FEB	247	2	0	101	0	350
MAR	361	1	0	103	0	465
APR	459	0	0	123	0	582
MAY	402	3	0	88	0	493
JUN	369	0	0	81	0	450
JUL	348	1	0	73	0	422
AUG	417	0	0	92	1	510
SEP	667	3	0	103	0	773
OCT	2043	4	0	218	0	2265
NOV	2	0	0	11	0	13
DEC	16	0	0	30	0	46
TOTALS	5557	15	0	1127	1	6700

**2005 YEAR-TO-DATE COMPARISON OF BANKRUPTCY CASE FILINGS
BY JUDGE**

	AJC	SHF	PGH	RAM	RBR	TOTAL
JAN	354	317	283	347	331	1632
FEB	326	313	300	329	350	1618
MAR	513	443	428	505	465	2354
APR	721	524	577	719	582	3123
MAY	688	517	419	687	493	2804
JUN	713	439	425	712	450	2739
JUL	644	408	393	642	422	2509
AUG	798	478	492	796	510	3074
SEP	1028	743	744	1032	773	4320
OCT	2344	2259	2208	2318	2265	11394
NOV	41	22	13	45	13	134
DEC	48	19	42	47	46	202
TOTALS	8218	6482	6324	8179	6700	35903
% of Total	22.89	18.05	17.61	22.78	18.66	

**2005 YEAR-TO-DATE COMPARISON OF BANKRUPTCY CASE FILINGS
BY JUDGE/CHAPTER**

	CH 7	CH 11	CH 12	CH 13	SEC 304	TOTAL
AJC	7249	37	0	930	2	8218
SHF	5462	23	1	996	0	6482
PGH	5574	32	0	718	0	6324
RAM	7219	25	0	934	1	8179
RBR	5557	15	0	1127	1	6700
TOTALS	31061	132	1	4705	4	35903

CALENDAR YEAR-TO-DATE COMPARISON

	ENDING DEC 05	ENDING DEC 04	PERCENT CHANGE
Bankruptcy Case Filings	35903	26480	35.59
Bankruptcy Case Closings	29218	29962	-2.48
Adversary Filings	1327	1356	-2.14
Adversary Closings	1236	1965	-37.10

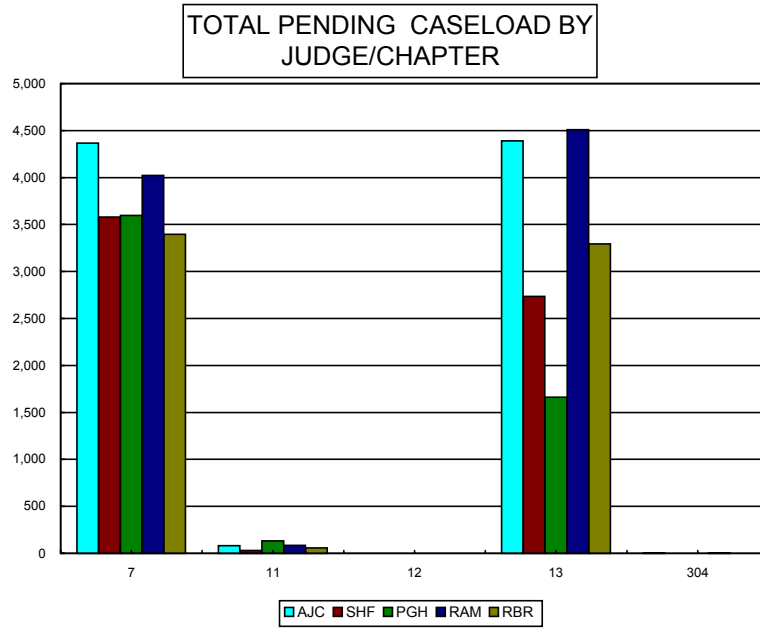
12-MONTH/THREE YEAR COMPARISON

	ENDING DEC 05	ENDING DEC 04	ENDING DEC 03	% CHANGE 2005 / 2004	% CHANGE 2005 / 2003
Bankruptcy Case Filings	35903	26480	31189	35.59	15.11
Bankruptcy Case Closings	29218	29962	31372	-2.48	-6.87
Adversary Filings	1327	1356	2774	-2.14	-52.16
Adversary Closings	1236	1873	2336	-34.01	-47.09

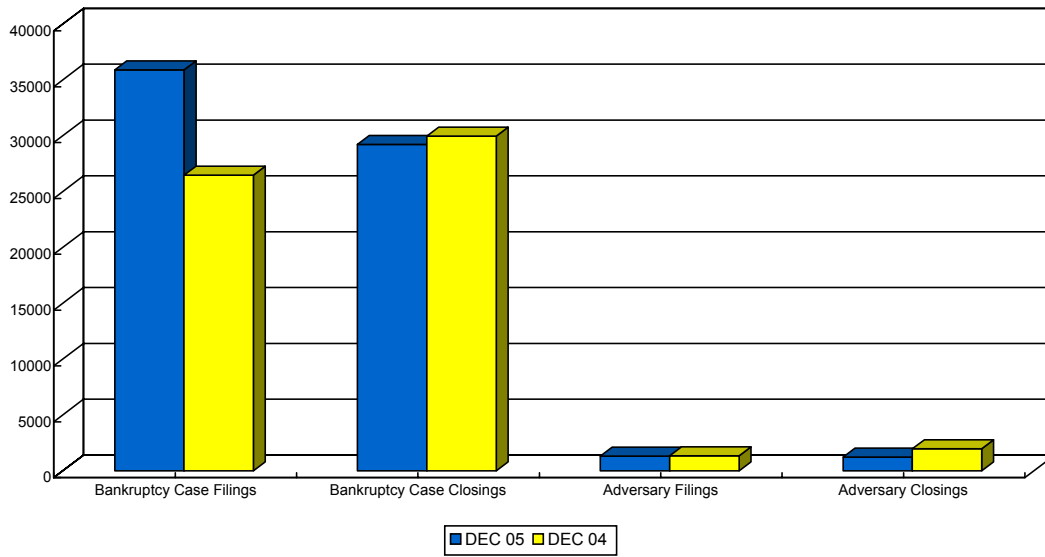
MONTHLY COMPARISON

	DEC 05	DEC 04	PERCENT CHANGE
Bankruptcy Case Filings	202	1965	-89.72
Bankruptcy Case Closings	2439	2476	-1.49
Adversary Filings	107	98	9.18
Adversary Closings	93	95	-2.11

*Filings and Closings for Dade Division includes Monroe County
 Filings and Closings for Palm Beach Division includes Indian River, Highlands, Martin,
 St. Lucie & Okeechobee Counties*



CALENDAR YEAR-TO-DATE COMPARISON



12-MONTH/THREE YEAR COMPARISON

