


# UNITED STATES BANKRUPTCY COURT

## *SOUTHERN DISTRICT OF FLORIDA*

*51 S.W. 1st Avenue  
Room 1401  
Miami, FL 33130*

*Karen Eddy  
Clerk of Court*



**MONTHLY STATISTICAL REPORT**  
**OCTOBER 2005**

# ***MONTHLY STATISTICAL REPORT***

## **TABLE OF CONTENTS**

	<i>page</i>
<i>I. MONTHLY SARD SUMMARY REPORT</i>	2
<i>II. BK CASE FILINGS SUMMARY REPORT</i>	3
<i>III. BK CASE CLOSINGS SUMMARY REPORT</i>	4
<i>IV. AP CASE FILINGS SUMMARY REPORT</i>	3
<i>V. AP CASE CLOSINGS SUMMARY REPORT</i>	4
<i>VI. PENDING CASELOAD REPORT BY JUDGE/CHAPTER</i>	5
<i>VII. DIVISIONAL CASELOAD REPORT</i>	6
<i>VIII. SUMMARIES AND GRAPHS</i>	7 - 11

**OCTOBER 2005  
MONTHLY SARD REPORT SUMMARY**

**I. BC101 REPORT OF BANKRUPTCY CASES**

	<b>AJC</b>	<b>SHF</b>	<b>PGH</b>	<b>RAM</b>	<b>RBR</b>	<b>TOTAL</b>
<b>Pending Prior Month</b>	7,723	4,965	4,285	7,728	5,771	30,472
<b>Cases Filed</b>	2,344	2,259	2,208	2,318	2,266	11,395
<b>Reopened</b>	12	6	4	11	9	42
<b>Split Cases</b>	0	0	0	0	0	0
<b>Trans. In</b>	0	0	0	0	0	0
<b>Reassigned To</b>	0	3	0	1	1	5
<b>Trans. Out</b>	0	0	0	0	0	0
<b>Reassigned From</b>	1	0	3	1	0	5
<b>Cases Closed</b>	308	178	207	282	289	1,264
<b>Cases Pending</b>	9,770	7,055	6,287	9,775	7,758	40,645

**II. BC109 REPORT OF ADVERSARY CASES**

	<b>AJC</b>	<b>SHF</b>	<b>PGH</b>	<b>RAM</b>	<b>RBR</b>	<b>TOTAL</b>
<b>Pending Prior Month</b>	106	142	242	241	91	822
<b>Cases Filed</b>	27	17	16	13	40	113
<b>Trans. In</b>	0	0	0	0	0	0
<b>Reassigned To</b>	0	0	0	0	0	0
<b>Cases Reopened</b>	0	0	0	0	0	0
<b>Cases Closed</b>	6	4	23	8	5	46
<b>Reassigned From</b>	0	0	0	0	0	0
<b>Cases Pending</b>	127	155	235	246	126	889

**IV. MONTHLY REPORT OF TRIALS AND OTHER ACTIVITY**

	<b>Contested Proceedings</b>	<b>Miscellaneous Proceedings</b>	<b>Total Hours in Court</b>
<b>AJC</b>	2	21	23
<b>SHF</b>	5	33	38
<b>PGH</b>	0	15	15
<b>RAM</b>	2	16	18
<b>RBR</b>	6	19	25
<b>Total</b>	15	104	119

Cases Summary Report Group By Person Office  
Open: 10/1/05 - 10/31/05

Judge	Office	Ch7	Ch9	Ch11	Ch12	Ch13	304	Total	Adv	Mis
AJC	Miami	2155	0	13	0	176	0	2344	27	0
RAM	Miami	2134	0	4	0	180	0	2318	13	0
RBR	Miami	0	0	0	0	62	0	62	1	0
PGH	Broward	1160	0	3	0	163	0	1326	9	0
RBR	Broward	2043	0	4	0	156	0	2203	39	0
PGH	WPB	876	0	6	0	0	0	882	7	0
SHF	WPB	1945	0	4	1	309	0	2259	17	1
Total								11394	113	1

Cases Summary Report Group By Person Office  
Closed: 10/1/05 - 10/31/05

Judge	Office	Ch7	Ch9	Ch11	Ch12	Ch13	304	Total	Adv	Mis
AJC	Miami	274	0	0	0	34	0	308	6	0
RAM	Miami	265	0	0	0	17	0	282	8	0
RBR	Miami	6	0	0	0	31	0	37	1	0
PGH	Broward	57	0	0	0	92	0	149	20	0
RBR	Broward	146	0	0	0	106	0	252	4	0
PGH	WPB	57	0	1	0	0	0	58	3	0
SHF	WPB	134	0	0	0	44	0	178	4	0
Total								1264	46	0

**PENDING CASELOAD REPORTS BY JUDGE/CHAPTER**  
**NOVEMBER 2005**

AJC	7	11	12	13	304	ACT	TOTALS
Pending Prior Month	5,323	80	1	4,362	4	0	9,770
Cases Filed	32	1	0	8	0	0	41
Reopened	3	0	0	6	0	0	9
Split Cases	0	0	0	0	0	0	0
Transferred In	0	0	0	0	0	0	0
Reassigned To	0	0	0	0	0	0	0
Converted To	7	1	0	8	0	0	16
Transferred Out	0	0	0	0	0	0	0
Reassigned From	1	0	0	0	0	0	1
Converted From	9	0	0	7	0	0	16
Cases Closed	433	0	0	1	0	0	434
<b>Total Pending</b>	<b>4,922</b>	<b>82</b>	<b>1</b>	<b>4,376</b>	<b>4</b>	<b>0</b>	<b>9,385</b>

SHF	7	11	12	13	304	ACT	TOTALS
Pending Prior Month	4,310	33	0	2,710	2	0	7,055
Cases Filed	12	1	0	9	0	0	22
Reopened	4	0	0	1	0	0	5
Split Cases	0	0	0	0	0	0	0
Transferred In	2	0	0	0	0	0	2
Reassigned To	0	0	0	0	0	0	0
Converted To	6	0	0	5	0	0	11
Transferred Out	1	1	0	0	0	0	2
Reassigned From	0	0	0	0	0	0	0
Converted From	5	2	0	4	0	0	11
Cases Closed	461	0	0	0	0	0	461
<b>Total Pending</b>	<b>3,867</b>	<b>31</b>	<b>0</b>	<b>2,721</b>	<b>2</b>	<b>0</b>	<b>6,621</b>

PGH	7	11	12	13	304	ACT	TOTALS
Pending Prior Month	4,346	148	0	1,793	0	0	6,287
Cases Filed	7	0	0	6	0	0	13
Reopened	3	0	0	5	0	0	8
Split Cases	0	0	0	0	0	0	0
Transferred In	3	0	0	11	0	0	14
Reassigned To	2	0	0	0	0	0	2
Converted To	4	0	0	6	0	0	10
Transferred Out	4	0	0	0	0	0	4
Reassigned From	0	0	0	0	0	0	0
Converted From	6	1	0	3	0	0	10
Cases Closed	464	0	0	14	0	0	478
<b>Total Pending</b>	<b>3,891</b>	<b>147</b>	<b>0</b>	<b>1,804</b>	<b>0</b>	<b>0</b>	<b>5,842</b>

RAM	7	11	12	13	304	ACT	TOTALS
Pending Prior Month	5,202	81	0	4,488	4	0	9,775
Cases Filed	35	2	0	8	0	0	45
Reopened	5	0	0	2	0	0	7
Split Cases	0	0	0	0	0	0	0
Transferred In	0	0	0	0	0	0	0
Reassigned To	1	0	0	0	0	0	1
Converted To	8	0	0	10	0	0	18
Transferred Out	2	1	0	0	0	0	3
Reassigned From	0	0	0	0	0	0	0
Converted From	10	0	0	8	0	0	18
Cases Closed	808	0	0	0	0	0	808
<b>Total Pending</b>	<b>4,431</b>	<b>82</b>	<b>0</b>	<b>4,500</b>	<b>4</b>	<b>0</b>	<b>9,017</b>

RBR	7	11	12	13	304	ACT	TOTALS
Pending Prior Month	4,234	57	0	3,466	1	0	7,758
Cases Filed	2	0	0	11	0	0	13
Reopened	9	0	0	4	0	0	13
Split Cases	0	0	0	0	0	0	0
Transferred In	5	0	0	1	0	0	6
Reassigned To	0	0	0	0	0	0	0
Converted To	8	0	0	11	0	0	19
Transferred Out	1	0	0	4	0	0	5
Reassigned From	2	0	0	0	0	0	2
Converted From	11	1	0	7	0	0	19
Cases Closed	487	0	0	0	0	0	487
<b>Total Pending</b>	<b>3,757</b>	<b>56</b>	<b>0</b>	<b>3,482</b>	<b>1</b>	<b>0</b>	<b>7,296</b>

<b>GRAND TOTAL:</b>	<b>20,868</b>	<b>398</b>	<b>1</b>	<b>16,883</b>	<b>11</b>	<b>0</b>	<b>38,161</b>
---------------------	---------------	------------	----------	---------------	-----------	----------	---------------

**PENDING CASELOAD REPORTS BY JUDGE/CHAPTER**  
**OCTOBER 2005**

AJC	7	11	12	13	304	ACT	TOTALS
Pending Prior Month	3,417	68	1	4,233	4	0	7,723
Cases Filed	2,155	13	0	176	0	0	2,344
Reopened	11	0	0	1	0	0	12
Split Cases	0	0	0	0	0	0	0
Transferred In	0	0	0	0	0	0	0
Reassigned To	0	0	0	0	0	0	0
Converted To	16	0	0	1	0	0	17
Transferred Out	0	0	0	0	0	0	0
Reassigned From	1	0	0	0	0	0	1
Converted From	1	1	0	15	0	0	17
Cases Closed	274	0	0	34	0	0	308
<b>Total Pending</b>	<b>5,323</b>	<b>80</b>	<b>1</b>	<b>4,362</b>	<b>4</b>	<b>0</b>	<b>9,770</b>

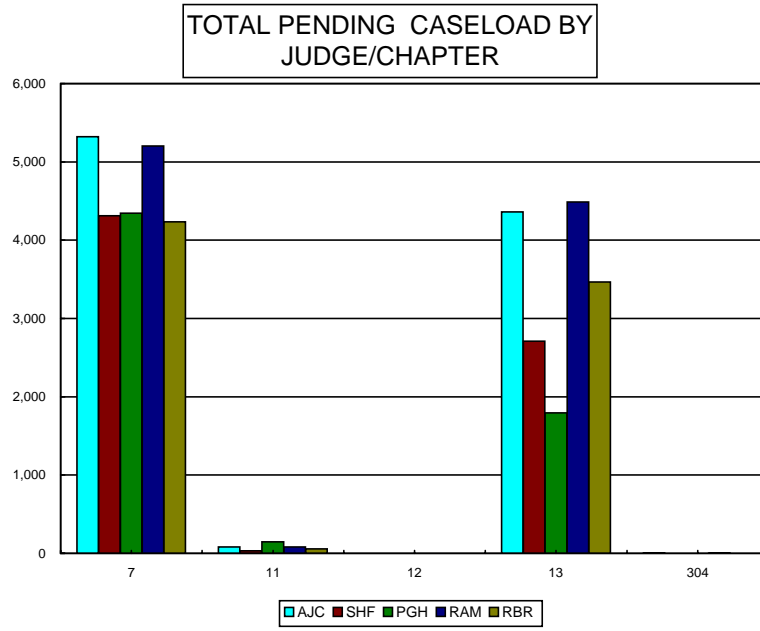
SHF	7	11	12	13	304	ACT	TOTALS
Pending Prior Month	2,483	28	0	2,452	2	0	4,965
Cases Filed	1,945	4	1	309	0	0	2,259
Reopened	5	0	0	1	0	0	6
Split Cases	0	0	0	0	0	0	0
Transferred In	0	0	0	0	0	0	0
Reassigned To	3	0	0	0	0	0	3
Converted To	9	0	0	1	0	0	10
Transferred Out	0	0	0	0	0	0	0
Reassigned From	0	0	0	0	0	0	0
Converted From	1	0	0	9	0	0	10
Cases Closed	134	0	0	44	0	0	178
<b>Total Pending</b>	<b>4,310</b>	<b>32</b>	<b>1</b>	<b>2,710</b>	<b>2</b>	<b>0</b>	<b>7,055</b>

PGH	7	11	12	13	304	ACT	TOTALS
Pending Prior Month	2,415	141	0	1,729	0	0	4,285
Cases Filed	2,036	9	0	163	0	0	2,208
Reopened	4	0	0	0	0	0	4
Split Cases	0	0	0	0	0	0	0
Transferred In	0	0	0	0	0	0	0
Reassigned To	0	0	0	0	0	0	0
Converted To	8	0	0	0	0	0	8
Transferred Out	0	0	0	0	0	0	0
Reassigned From	3	0	0	0	0	0	3
Converted From	0	1	0	7	0	0	8
Cases Closed	114	1	0	92	0	0	207
<b>Total Pending</b>	<b>4,346</b>	<b>148</b>	<b>0</b>	<b>1,793</b>	<b>0</b>	<b>0</b>	<b>6,287</b>

RAM	7	11	12	13	304	ACT	TOTALS
Pending Prior Month	3,313	77	0	4,334	4	0	7,728
Cases Filed	2,134	4	0	180	0	0	2,318
Reopened	7	0	0	4	0	0	11
Split Cases	0	0	0	0	0	0	0
Transferred In	0	0	0	0	0	0	0
Reassigned To	1	0	0	0	0	0	1
Converted To	14	0	0	1	0	0	15
Transferred Out	0	0	0	0	0	0	0
Reassigned From	1	0	0	0	0	0	1
Converted From	1	0	0	14	0	0	15
Cases Closed	265	0	0	17	0	0	282
<b>Total Pending</b>	<b>5,202</b>	<b>81</b>	<b>0</b>	<b>4,488</b>	<b>4</b>	<b>0</b>	<b>9,775</b>

RBR	7	11	12	13	304	ACT	TOTALS
Pending Prior Month	2,329	54	0	3,387	1	0	5,771
Cases Filed	2,044	4	0	218	0	0	2,266
Reopened	6	0	0	3	0	0	9
Split Cases	0	0	0	0	0	0	0
Transferred In	0	0	0	0	0	0	0
Reassigned To	1	0	0	0	0	0	1
Converted To	6	0	0	0	0	0	6
Transferred Out	0	0	0	0	0	0	0
Reassigned From	0	0	0	0	0	0	0
Converted From	0	1	0	5	0	0	6
Cases Closed	152	0	0	137	0	0	289
<b>Total Pending</b>	<b>4,234</b>	<b>57</b>	<b>0</b>	<b>3,466</b>	<b>1</b>	<b>0</b>	<b>7,758</b>

<b>GRAND TOTAL:</b>	<b>23,415</b>	<b>398</b>	<b>2</b>	<b>16,819</b>	<b>11</b>	<b>0</b>	<b>40,645</b>
---------------------	---------------	------------	----------	---------------	-----------	----------	---------------





AJC	CH 7	CH 11	CH 12	CH 13	SEC 304	TOTAL
JAN	281	2	0	71	0	354
FEB	250	3	0	73	0	326
MAR	434	1	0	78	0	513
APR	619	4	0	98	0	721
MAY	615	3	0	69	1	688
JUN	624	2	0	87	0	713
JUL	567	1	0	75	1	644
AUG	698	4	0	96	0	798
SEP	937	2	0	89	0	1028
OCT	2155	13	0	176	0	2344
NOV	0	0	0	0	0	0
DEC	0	0	0	0	0	0
<b>TOTALS</b>	<b>7180</b>	<b>35</b>	<b>0</b>	<b>912</b>	<b>2</b>	<b>8129</b>

SHF	CH 7	CH 11	CH 12	CH 13	SEC 304	TOTAL
JAN	227	4	0	86	0	317
FEB	235	1	0	77	0	313
MAR	351	2	0	90	0	443
APR	438	2	0	84	0	524
MAY	438	3	0	76	0	517
JUN	376	1	0	62	0	439
JUL	339	2	0	67	0	408
AUG	417	0	0	61	0	478
SEP	664	3	0	76	0	743
OCT	1946	4	1	308	0	2259
NOV	0	0	0	0	0	0
DEC	0	0	0	0	0	0
<b>TOTALS</b>	<b>5431</b>	<b>22</b>	<b>1</b>	<b>987</b>	<b>0</b>	<b>6441</b>

PGH	CH 7	CH 11	CH 12	CH 13	SEC 304	TOTAL
JAN	222	1	0	60	0	283
FEB	239	4	0	57	0	300
MAR	362	2	0	64	0	428
APR	509	4	0	64	0	577
MAY	361	5	0	53	0	419
JUN	377	1	0	47	0	425
JUL	344	2	0	47	0	393
AUG	427	2	0	63	0	492
SEP	675	1	0	68	0	744
OCT	2036	9	0	163	0	2208
NOV	0	0	0	0	0	0
DEC	0	0	0	0	0	0
<b>TOTALS</b>	<b>5552</b>	<b>31</b>	<b>0</b>	<b>686</b>	<b>0</b>	<b>6269</b>

RAM	CH 7	CH 11	CH 12	CH 13	SEC 304	TOTAL
JAN	274	1	0	72	0	347
FEB	255	2	0	72	0	329
MAR	429	0	0	76	0	505
APR	614	3	0	102	0	719
MAY	618	3	0	65	1	687
JUN	621	1	0	90	0	712
JUL	564	2	0	76	0	642
AUG	697	3	0	96	0	796
SEP	942	1	0	89	0	1032
OCT	2134	4	0	180	0	2318
NOV	0	0	0	0	0	0
DEC	0	0	0	0	0	0
<b>TOTALS</b>	<b>7148</b>	<b>20</b>	<b>0</b>	<b>918</b>	<b>1</b>	<b>8087</b>

RBR	CH 7	CH 11	CH 12	CH 13	SEC 304	TOTAL
JAN	226	1	0	104	0	331
FEB	247	2	0	101	0	350
MAR	361	1	0	103	0	465
APR	459	0	0	123	0	582
MAY	402	3	0	88	0	493
JUN	369	0	0	81	0	450
JUL	348	1	0	73	0	422
AUG	417	0	0	92	1	510
SEP	667	3	0	103	0	773
OCT	2043	4	0	218	0	2265
NOV	0	0	0	0	0	0
DEC	0	0	0	0	0	0
<b>TOTALS</b>	<b>5539</b>	<b>15</b>	<b>0</b>	<b>1086</b>	<b>1</b>	<b>6641</b>

**2005 YEAR-TO-DATE COMPARISON OF BANKRUPTCY CASE FILINGS  
BY JUDGE**

	<b>AJC</b>	<b>SHF</b>	<b>PGH</b>	<b>RAM</b>	<b>RBR</b>	<b>TOTAL</b>
<b>JAN</b>	354	317	283	347	331	<b>1632</b>
<b>FEB</b>	326	313	300	329	350	<b>1618</b>
<b>MAR</b>	513	443	428	505	465	<b>2354</b>
<b>APR</b>	721	524	577	719	582	<b>3123</b>
<b>MAY</b>	688	517	419	687	493	<b>2804</b>
<b>JUN</b>	713	439	425	712	450	<b>2739</b>
<b>JUL</b>	644	408	393	642	422	<b>2509</b>
<b>AUG</b>	798	478	492	796	510	<b>3074</b>
<b>SEP</b>	1028	743	744	1032	773	<b>4320</b>
<b>OCT</b>	2344	2259	2208	2318	2265	<b>11394</b>
<b>NOV</b>	0	0	0	0	0	<b>0</b>
<b>DEC</b>	0	0	0	0	0	<b>0</b>
<b>TOTALS</b>	<b>8129</b>	<b>6441</b>	<b>6269</b>	<b>8087</b>	<b>6641</b>	<b>35567</b>
<b>% of Total</b>	<b>22.86</b>	<b>18.11</b>	<b>17.63</b>	<b>22.74</b>	<b>18.67</b>	

**2005 YEAR-TO-DATE COMPARISON OF BANKRUPTCY CASE FILINGS  
BY JUDGE/CHAPTER**

	<b>CH 7</b>	<b>CH 11</b>	<b>CH 12</b>	<b>CH 13</b>	<b>SEC 304</b>	<b>TOTAL</b>
<b>AJC</b>	7180	35	0	912	2	<b>8129</b>
<b>SHF</b>	5431	22	1	987	0	<b>6441</b>
<b>PGH</b>	5552	31	0	686	0	<b>6269</b>
<b>RAM</b>	7148	20	0	918	1	<b>8087</b>
<b>RBR</b>	5539	15	0	1086	1	<b>6641</b>
<b>TOTALS</b>	<b>30850</b>	<b>123</b>	<b>1</b>	<b>4589</b>	<b>4</b>	<b>35567</b>

### CALENDAR YEAR-TO-DATE COMPARISON

	ENDING OCT 05	ENDING OCT 04	PERCENT CHANGE
Bankruptcy Case Filings	35567	22483	58.20
Bankruptcy Case Closings	24110	25201	-4.33
Adversary Filings	1149	1132	1.50
Adversary Closings	1106	1673	-33.89

### 12-MONTH/THREE YEAR COMPARISON

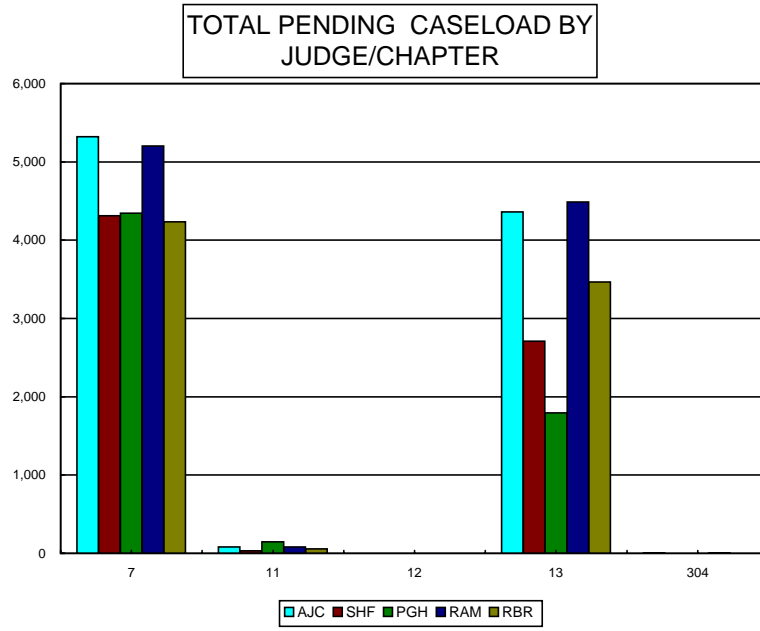
	ENDING OCT 05	ENDING OCT 04	ENDING OCT 03	% CHANGE 2005 / 2004	% CHANGE 2005 / 2003
Bankruptcy Case Filings	39564	26652	35171	48.45	12.49
Bankruptcy Case Closings	28871	30206	31670	-4.42	-8.84
Adversary Filings	1373	1290	2920	6.43	-52.98
Adversary Closings	1306	2030	2207	-35.67	-40.82

### MONTHLY COMPARISON

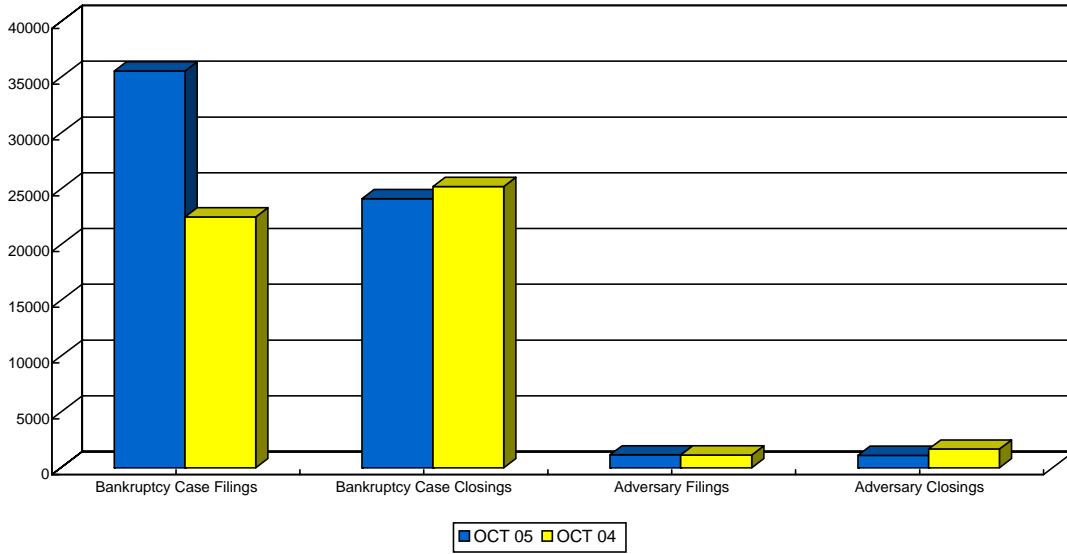
	OCT 05	OCT 04	PERCENT CHANGE
Bankruptcy Case Filings	11394	2140	432.43
Bankruptcy Case Closings	1264	2601	-51.40
Adversary Filings	113	129	-12.40
Adversary Closings	46	181	-74.59

*Filings and Closings for Dade Division includes Monroe County*

*Filings and Closings for Palm Beach Division includes Indian River, Highlands, Martin,  
St. Lucie & Okeechobee Counties*



CALENDAR YEAR-TO-DATE COMPARISON



12-MONTH/THREE YEAR COMPARISON

