


# UNITED STATES BANKRUPTCY COURT

## *SOUTHERN DISTRICT OF FLORIDA*

*51 S.W. 1st Avenue  
Room 1401  
Miami, FL 33130*

*Katherine Gould-Feldman  
Clerk of Court*



**MONTHLY STATISTICAL REPORT**  
**AUGUST 2007**

# **MONTHLY STATISTICAL REPORT**

## **TABLE OF CONTENTS**

	<i>page</i>
<i>I. MONTHLY SARD SUMMARY REPORT</i>	<i>2</i>
<i>II. BK CASE FILINGS SUMMARY REPORT</i>	<i>3</i>
<i>III. BK CASE CLOSINGS SUMMARY REPORT</i>	<i>4</i>
<i>IV. AP CASE FILINGS SUMMARY REPORT</i>	<i>3</i>
<i>V. AP CASE CLOSINGS SUMMARY REPORT</i>	<i>4</i>
<i>VI. BK PRO SE CASES FILING SUMMARY REPORT</i>	<i>5</i>
<i>VII. PENDING CASELOAD REPORT BY JUDGE/CHAPTER</i>	<i>6</i>
<i>VIII. DIVISIONAL CASELOAD REPORT</i>	<i>7</i>
<i>IX. CASE FILING BREAKDOWN BY COUNTY</i>	<i>8</i>
<i>X. BREAKDOWN BY NATURE OF DEBTOR</i>	<i>9</i>
<i>XI. BREAKDOWN BY COUNTY / NATURE - CONSUMER</i>	<i>10</i>
<i>XII. BREAKDOWN BY COUNTY / NATURE - BUSINESS</i>	<i>11</i>
<i>XIII. SUMMARIES AND GRAPHS</i>	<i>12 - 16</i>

**AUGUST 2007**  
**MONTHLY SARD REPORT SUMMARY**

2

**I. BC101 REPORT OF BANKRUPTCY CASES**

	AJC	SHF	PGH	LMI	RAM	JKO	RBR	TOTAL
Pending Prior Month	3,243	744	2,608	2,020	3,308	1,995	2,191	16,109
Cases Filed	157	0	285	153	152	161	157	1,065
Reopened	7	4	4	7	15	5	7	49
Split Cases	0	0	0	0	0	0	0	0
Trans. In	0	0	0	1	0	5	2	8
Reassigned To	0	0	8	0	1	3	1	13
Trans. Out	1	1	0	0	0	4	3	9
Reassigned From	0	8	1	1	0	0	1	11
Cases Closed	289	125	148	242	303	165	208	1,480
Cases Pending	3,117	614	2,756	1,938	3,173	2,000	2,146	15,744

**II. BC109 REPORT OF ADVERSARY CASES**

	AJC	SHF	PGH	LMI	RAM	JKO	RBR	TOTAL
Pending Prior Month	84	8	125	49	39	172	205	682
Cases Filed	10	0	15	5	7	7	61	105
Trans. In	1	0	0	0	1	0	0	2
Reassigned To	0	0	0	0	0	4	0	4
Cases Reopened	1	0	0	0	2	3	0	6
Cases Closed	40	3	22	17	9	11	16	118
Trans. Out	0	0	0	0	0	0	0	0
Reassigned From	0	0	2	0	0	0	2	4
Cases Pending	56	5	116	37	40	175	248	677

**IV. MONTHLY REPORT OF TRIALS AND OTHER ACTIVITY**

	Contested Proceedings	Miscellaneous Proceedings	Total Hours in Court
AJC	8	20	28
SHF	2	21	23
PGH	36	27	63
LMI	2	18	20
RAM	13	24	37
JKO	9	13	22
RBR	3	17	20
<b>Total</b>	<b>73</b>	<b>140</b>	<b>213</b>

Cases Summary Report Group By Person Office  
New Filed: 8/1/2007 - 8/31/2007

Judge	Office	Ch7	Ch9	Ch11	Ch12	Ch13	Ch15	304	Total	Adv	Mis
AJC	Miami	123	0	2	0	32	0	0	157	10	0
LMI	Miami	122	0	0	0	31	0	0	153	5	0
RAM	Miami	121	0	1	0	30	0	0	152	7	0
JKO	Broward	103	0	1	0	57	0	0	161	7	0
RBR	Broward	103	0	0	0	54	0	0	157	61	1
PGH	WPB	169	0	24	0	92	0	0	285	15	0
Total		741	0	28	0	296	0	0	1065	105	1

Cases Summary Report Group By Person Office  
Closed: 08/01/2007 - 08/31/2007

Judge	Office	Ch7	Ch9	Ch11	Ch12	Ch13	Ch15	304	Total	Adv	Mis
AJC	Miami	200	0	1	0	88	0	0	289	40	0
LMI	Miami	184	0	1	0	57	0	0	242	17	0
RAM	Miami	193	0	9	0	100	0	1	303	9	0
JKO	Broward	120	0	1	0	44	0	0	165	11	0
RBR	Broward	123	0	48	0	37	0	0	208	16	0
PGH	WPB	86	0	2	0	60	0	0	148	22	0
SHF	WPB	115	0	0	0	10	0	0	125	3	0
Total		1021	0	62	0	396	0	1	1480	118	0

Cases Summary Report Group By Person Office  
Pro Se: 8/1/2007 - 8/31/2007

Judge	Office	Ch7	Ch9	Ch11	Ch12	Ch13	Ch15	304	Total	Adv	Mis
AJC	Miami	2	0	0	0	7	0	0	9	0	0
LMI	Miami	7	0	0	0	7	0	0	14	0	0
RAM	Miami	1	0	0	0	3	0	0	4	0	0
JKO	Broward	10	0	0	0	4	0	0	14	0	0
RBR	Broward	8	0	0	0	4	0	0	12	0	0
PGH	WPB	16	0	0	0	8	0	0	24	1	0
Total		44	0	0	0	33	0	0	77	1	0

**PENDING CASELOAD REPORTS BY JUDGE/CHAPTER**  
**AUGUST 2007**

AJC	7	11	12	13	15	304	TOTALS
Pending Prior Month	1,006	71	1	2,161	0	4	3,243
Cases Filed	123	2	0	32	0	0	157
Reopened	5	0	0	2	0	0	7
Split Cases	0	0	0	0	0	0	0
Transferred In	0	0	0	0	0	0	0
Reassigned To	0	0	0	0	0	0	0
Converted To	6	0	0	0	0	0	6
Transferred Out	1	0	0	0	0	0	1
Reassigned From	0	0	0	0	0	0	0
Converted From	0	0	0	6	0	0	6
Cases Closed	200	1	0	88	0	0	289
<b>Total Pending</b>	<b>939</b>	<b>72</b>	<b>1</b>	<b>2,101</b>	<b>0</b>	<b>4</b>	<b>3,117</b>
<b>SHF</b>	<b>7</b>	<b>11</b>	<b>12</b>	<b>13</b>	<b>15</b>	<b>304</b>	<b>TOTALS</b>
Pending Prior Month	585	20	1	138	0	0	744
Cases Filed	0	0	0	0	0	0	0
Reopened	4	0	0	0	0	0	4
Split Cases	0	0	0	0	0	0	0
Transferred In	0	0	0	0	0	0	0
Reassigned To	0	0	0	0	0	0	0
Converted To	0	0	0	1	0	0	1
Transferred Out	1	0	0	0	0	0	1
Reassigned From	8	0	0	0	0	0	8
Converted From	1	0	0	0	0	0	1
Cases Closed	115	0	0	10	0	0	125
<b>Total Pending</b>	<b>464</b>	<b>20</b>	<b>1</b>	<b>129</b>	<b>0</b>	<b>0</b>	<b>614</b>
<b>PGH</b>	<b>7</b>	<b>11</b>	<b>12</b>	<b>13</b>	<b>15</b>	<b>304</b>	<b>TOTALS</b>
Pending Prior Month	722	61	0	1,825	0	0	2,608
Cases Filed	169	24	0	92	0	0	285
Reopened	4	0	0	0	0	0	4
Split Cases	0	0	0	0	0	0	0
Transferred In	0	0	0	0	0	0	0
Reassigned To	8	0	0	0	0	0	8
Converted To	6	0	0	1	0	0	7
Transferred Out	0	0	0	0	0	0	0
Reassigned From	1	0	0	0	0	0	1
Converted From	1	0	0	6	0	0	7
Cases Closed	86	2	0	60	0	0	148
<b>Total Pending</b>	<b>821</b>	<b>83</b>	<b>0</b>	<b>1,852</b>	<b>0</b>	<b>0</b>	<b>2,756</b>
<b>LMI</b>	<b>7</b>	<b>11</b>	<b>12</b>	<b>13</b>	<b>15</b>	<b>304</b>	<b>TOTALS</b>
Pending Prior Month	923	51	0	1,046	0	0	2,020
Cases Filed	122	0	0	31	0	0	153
Reopened	6	0	0	1	0	0	7
Split Cases	0	0	0	0	0	0	0
Transferred In	1	0	0	0	0	0	1
Reassigned To	0	0	0	0	0	0	0
Converted To	5	0	0	2	0	0	7
Transferred Out	0	0	0	0	0	0	0
Reassigned From	1	0	0	0	0	0	1
Converted From	2	0	0	5	0	0	7
Cases Closed	184	1	0	57	0	0	242
<b>Total Pending</b>	<b>870</b>	<b>50</b>	<b>0</b>	<b>1,018</b>	<b>0</b>	<b>0</b>	<b>1,938</b>
<b>RAM</b>	<b>7</b>	<b>11</b>	<b>12</b>	<b>13</b>	<b>15</b>	<b>304</b>	<b>TOTALS</b>
Pending Prior Month	998	62	0	2,244	1	3	3,308
Cases Filed	121	1	0	30	0	0	152
Reopened	11	0	0	4	0	0	15
Split Cases	0	0	0	0	0	0	0
Transferred In	0	0	0	0	0	0	0
Reassigned To	1	0	0	0	0	0	1
Converted To	4	0	0	0	0	0	4
Transferred Out	0	0	0	0	0	0	0
Reassigned From	0	0	0	0	0	0	0
Converted From	0	0	0	4	0	0	4
Cases Closed	193	9	0	100	0	1	303
<b>Total Pending</b>	<b>942</b>	<b>54</b>	<b>0</b>	<b>2,174</b>	<b>1</b>	<b>2</b>	<b>3,173</b>
<b>JKO</b>	<b>7</b>	<b>11</b>	<b>12</b>	<b>13</b>	<b>15</b>	<b>304</b>	<b>TOTALS</b>
Pending Prior Month	727	46	0	1,222	0	0	1,995
Cases Filed	103	1	0	57	0	0	161
Reopened	3	0	0	2	0	0	5
Split Cases	0	0	0	0	0	0	0
Transferred In	5	0	0	0	0	0	5
Reassigned To	3	0	0	0	0	0	3
Converted To	0	0	0	2	0	0	2
Transferred Out	3	1	0	0	0	0	4
Reassigned From	0	0	0	0	0	0	0
Converted From	2	0	0	0	0	0	2
Cases Closed	120	1	0	44	0	0	165
<b>Total Pending</b>	<b>716</b>	<b>45</b>	<b>0</b>	<b>1,239</b>	<b>0</b>	<b>0</b>	<b>2,000</b>
<b>RBR</b>	<b>7</b>	<b>11</b>	<b>12</b>	<b>13</b>	<b>15</b>	<b>304</b>	<b>TOTALS</b>
Pending Prior Month	833	91	0	1,267	0	0	2,191
Cases Filed	103	0	0	54	0	0	157
Reopened	5	0	0	2	0	0	7
Split Cases	0	0	0	0	0	0	0
Transferred In	2	0	0	0	0	0	2
Reassigned To	1	0	0	0	0	0	1
Converted To	2	0	0	2	0	0	4
Transferred Out	3	0	0	0	0	0	3
Reassigned From	1	0	0	0	0	0	1
Converted From	2	1	0	1	0	0	4
Cases Closed	123	48	0	37	0	0	208
<b>Total Pending</b>	<b>817</b>	<b>42</b>	<b>0</b>	<b>1,287</b>	<b>0</b>	<b>0</b>	<b>2,146</b>
<b>GRAND TOTAL:</b>	<b>5,569</b>	<b>366</b>	<b>2</b>	<b>9,800</b>	<b>1</b>	<b>6</b>	<b>15,744</b>

**AJC PENDING CASE SUMMARY**

CHAPTER	DADE DIVISION	BROWARD DIVISION	PALM BEACH DIVISION	TOTAL
7	939	0	0	939
11	72	0	0	72
12	1	0	0	1
13	2,101	0	0	2,101
15	0	0	0	0
304	4	0	0	4
<b>TOTALS</b>	<b>3,117</b>	<b>0</b>	<b>0</b>	<b>3,117</b>

**SHF PENDING CASE SUMMARY**

CHAPTER	DADE DIVISION	BROWARD DIVISION	PALM BEACH DIVISION	TOTAL
7	0	1	463	464
11	0	0	20	20
12	0	0	1	1
13	0	0	129	129
15	0	0	0	0
304	0	0	0	0
<b>TOTALS</b>	<b>0</b>	<b>1</b>	<b>613</b>	<b>614</b>

**LMI PENDING CASE SUMMARY**

CHAPTER	DADE DIVISION	BROWARD DIVISION	PALM BEACH DIVISION	TOTAL
7	870	0	0	870
11	50	0	0	50
12	0	0	0	0
13	1,018	0	0	1,018
15	0	0	0	0
304	0	0	0	0
<b>TOTALS</b>	<b>1,938</b>	<b>0</b>	<b>0</b>	<b>1,938</b>

**PGH PENDING CASE SUMMARY**

CHAPTER	DADE DIVISION	BROWARD DIVISION	PALM BEACH DIVISION	TOTAL
7	1	1	819	821
11	0	1	82	83
12	0	0	0	0
13	0	0	1,852	1,852
15	0	0	0	0
304	0	0	0	0
<b>TOTALS</b>	<b>1</b>	<b>2</b>	<b>2,753</b>	<b>2,756</b>

**RAM PENDING CASE SUMMARY**

CHAPTER	DADE DIVISION	BROWARD DIVISION	PALM BEACH DIVISION	TOTAL
7	940	0	2	942
11	53	0	1	54
12	0	0	0	0
13	2,174	0	0	2,174
15	1	0	0	1
304	2	0	0	2
<b>TOTALS</b>	<b>3,170</b>	<b>0</b>	<b>3</b>	<b>3,173</b>

**JKO PENDING CASE SUMMARY**

CHAPTER	DADE DIVISION	BROWARD DIVISION	PALM BEACH DIVISION	TOTAL
7	0	715	1	716
11	0	45	0	45
12	0	0	0	0
13	1	1,238	0	1,239
15	0	0	0	0
304	0	0	0	0
<b>TOTALS</b>	<b>1</b>	<b>1,998</b>	<b>1</b>	<b>2,000</b>

**RBR PENDING CASE SUMMARY**

CHAPTER	DADE DIVISION	BROWARD DIVISION	PALM BEACH DIVISION	TOTAL
7	5	812	0	817
11	0	42	0	42
12	0	0	0	0
13	0	1,287	0	1,287
15	0	0	0	0
304	0	0	0	0
<b>TOTALS</b>	<b>5</b>	<b>2,141</b>	<b>0</b>	<b>2,146</b>

<b>DISTRICT TOTALS</b>	<b>8,232</b>	<b>4,142</b>	<b>3,370</b>	<b>15,744</b>
------------------------	--------------	--------------	--------------	---------------



AUGUST 2007  
CASE FILING SUMMARY BY COUNTY

DADE COUNTY - 12025							
	7	11	12	13	15	304	TOTAL
AJC	121	2	0	32	0	0	155
SHF	0	0	0	0	0	0	0
PGH	0	0	0	0	0	0	0
LMI	118	0	0	30	0	0	148
RAM	119	1	0	29	0	0	149
JKO	0	0	0	0	0	0	0
RBR	0	0	0	0	0	0	0
<b>Sub-Total</b>	<b>358</b>	<b>3</b>	<b>0</b>	<b>91</b>	<b>0</b>	<b>0</b>	<b>452</b>

MONROE COUNTY - 12087								
	7	11	12	13	15	304	TOTAL	
AJC	2	0	0	0	0	0	2	
SHF	0	0	0	0	0	0	0	
PGH	0	0	0	0	0	0	0	
LMI	4	0	0	1	0	0	5	
RAM	2	0	0	1	0	0	3	
JKO	0	0	0	0	0	0	0	
RBR	0	0	0	0	0	0	0	
<b>Sub-Total</b>	<b>8</b>	<b>0</b>	<b>0</b>	<b>2</b>	<b>0</b>	<b>0</b>	<b>10</b>	
							<b>Division</b>	<b>462</b>

BROWARD COUNTY - 12011								
	7	11	12	13	15	304	TOTAL	
AJC	0	0	0	0	0	0	0	
SHF	0	0	0	0	0	0	0	
PGH	0	0	0	0	0	0	0	
LMI	0	0	0	0	0	0	0	
RAM	0	0	0	0	0	0	0	
JKO	103	1	0	57	0	0	161	
RBR	103	0	0	54	0	0	157	
<b>Sub-Total</b>	<b>206</b>	<b>1</b>	<b>0</b>	<b>111</b>	<b>0</b>	<b>0</b>	<b>318</b>	
							<b>Division</b>	<b>318</b>

HIGHLANDS COUNTY - 12055							
	7	11	12	13	15	304	TOTAL
AJC	0	0	0	0	0	0	0
SHF	0	0	0	0	0	0	0
PGH	12	0	0	3	0	0	15
LMI	0	0	0	0	0	0	0
RAM	0	0	0	0	0	0	0
JKO	0	0	0	0	0	0	0
RBR	0	0	0	0	0	0	0
<b>Sub-Total</b>	<b>12</b>	<b>0</b>	<b>0</b>	<b>3</b>	<b>0</b>	<b>0</b>	<b>15</b>

INDIAN RIVER COUNTY - 12061							
	7	11	12	13	15	304	TOTAL
AJC	0	0	0	0	0	0	0
SHF	0	0	0	0	0	0	0
PGH	7	1	0	3	0	0	11
LMI	0	0	0	0	0	0	0
RAM	0	0	0	0	0	0	0
JKO	0	0	0	0	0	0	0
RBR	0	0	0	0	0	0	0
<b>Sub-Total</b>	<b>7</b>	<b>1</b>	<b>0</b>	<b>3</b>	<b>0</b>	<b>0</b>	<b>11</b>

MARTIN COUNTY - 12085							
	7	11	12	13	15	304	TOTAL
AJC	0	0	0	0	0	0	0
SHF	0	0	0	0	0	0	0
PGH	10	2	0	4	0	0	16
LMI	0	0	0	0	0	0	0
RAM	0	0	0	0	0	0	0
JKO	0	0	0	0	0	0	0
RBR	0	0	0	0	0	0	0
<b>Sub-Total</b>	<b>10</b>	<b>2</b>	<b>0</b>	<b>4</b>	<b>0</b>	<b>0</b>	<b>16</b>

OKEECHOBEE COUNTY - 12093							
	7	11	12	13	15	304	TOTAL
AJC	0	0	0	0	0	0	0
SHF	0	0	0	0	0	0	0
PGH	2	0	0	3	0	0	5
LMI	0	0	0	0	0	0	0
RAM	0	0	0	0	0	0	0
JKO	0	0	0	0	0	0	0
RBR	0	0	0	0	0	0	0
<b>Sub-Total</b>	<b>2</b>	<b>0</b>	<b>0</b>	<b>3</b>	<b>0</b>	<b>0</b>	<b>5</b>

PALM BEACH COUNTY - 12099							
	7	11	12	13	15	304	TOTAL
AJC	0	0	0	0	0	0	0
SHF	0	0	0	0	0	0	0
PGH	109	20	0	64	0	0	193
LMI	0	0	0	0	0	0	0
RAM	0	0	0	0	0	0	0
JKO	0	0	0	0	0	0	0
RBR	0	0	0	0	0	0	0
<b>Sub-Total</b>	<b>109</b>	<b>20</b>	<b>0</b>	<b>64</b>	<b>0</b>	<b>0</b>	<b>193</b>

ST. LUCIE - 12111								
	7	11	12	13	15	304	TOTAL	
AJC	0	0	0	0	0	0	0	
SHF	0	0	0	0	0	0	0	
PGH	29	1	0	15	0	0	45	
LMI	0	0	0	0	0	0	0	
RAM	0	0	0	0	0	0	0	
JKO	0	0	0	0	0	0	0	
RBR	0	0	0	0	0	0	0	
<b>Sub-Total</b>	<b>29</b>	<b>1</b>	<b>0</b>	<b>15</b>	<b>0</b>	<b>0</b>	<b>45</b>	
							<b>Division</b>	<b>285</b>

GRAND TOTAL							
	7	11	12	13	15	304	TOTAL
	741	28	0	296	0	0	1065

**AUGUST 2007**  
**CASE FILING SUMMARY BY NATURE OF DEBTOR/DIVISION**

CHAPTER	BUSINESS				CONSUMER				TOTAL
	DADE	BROWARD	PALM BCH	DIV. TOTAL	DADE	BROWARD	PALM BCH	DIV. TOTAL	
7	11	10	8	29	355	196	161	712	741
11	3	1	24	28	0	0	0	0	28
12	0	0	0	0	0	0	0	0	0
13	0	3	1	4	93	108	91	292	296
15	0	0	0	0	0	0	0	0	0
304	0	0	0	0	0	0	0	0	0
<b>TOTAL</b>	<b>14</b>	<b>14</b>	<b>33</b>	<b>61</b>	<b>448</b>	<b>304</b>	<b>252</b>	<b>1004</b>	<b>1065</b>

**DIVISIONAL BUSINESS CASE FILING SUMMARY**

CHAPTER	DADE DIVISION							TOTAL
	AJC	SHF	PGH	LMI	RAM	JKO	RBR	
7	3	0	0	4	4	0	0	11
11	2	0	0	0	1	0	0	3
12	0	0	0	0	0	0	0	0
13	0	0	0	0	0	0	0	0
15	0	0	0	0	0	0	0	0
304	0	0	0	0	0	0	0	0
<b>Sub-Total</b>	<b>5</b>	<b>0</b>	<b>0</b>	<b>4</b>	<b>5</b>	<b>0</b>	<b>0</b>	<b>14</b>

CHAPTER	BROWARD DIVISION							TOTAL
	AJC	SHF	PGH	LMI	RAM	JKO	RBR	
7	0	0	0	0	0	6	4	10
11	0	0	0	0	0	1	0	1
12	0	0	0	0	0	0	0	0
13	0	0	0	0	0	3	0	3
15	0	0	0	0	0	0	0	0
304	0	0	0	0	0	0	0	0
<b>Sub-Total</b>	<b>0</b>	<b>0</b>	<b>0</b>	<b>0</b>	<b>0</b>	<b>10</b>	<b>4</b>	<b>14</b>

CHAPTER	PALM BEACH DIVISION							TOTAL
	AJC	SHF	PGH	LMI	RAM	JKO	RBR	
7	0	0	8	0	0	0	0	8
11	0	0	24	0	0	0	0	24
12	0	0	0	0	0	0	0	0
13	0	0	1	0	0	0	0	1
15	0	0	0	0	0	0	0	0
304	0	0	0	0	0	0	0	0
<b>Sub-Total</b>	<b>0</b>	<b>0</b>	<b>33</b>	<b>0</b>	<b>0</b>	<b>0</b>	<b>0</b>	<b>33</b>
<b>GRAND TOTAL</b>	<b>5</b>	<b>0</b>	<b>33</b>	<b>4</b>	<b>5</b>	<b>10</b>	<b>4</b>	<b>61</b>

**DIVISIONAL CONSUMER CASE FILING SUMMARY**

CHAPTER	DADE DIVISION							TOTAL
	AJC	SHF	PGH	LMI	RAM	JKO	RBR	
7	120	0	0	118	117	0	0	355
11	0	0	0	0	0	0	0	0
12	0	0	0	0	0	0	0	0
13	32	0	0	31	30	0	0	93
15	0	0	0	0	0	0	0	0
304	0	0	0	0	0	0	0	0
<b>Sub-Total</b>	<b>152</b>	<b>0</b>	<b>0</b>	<b>149</b>	<b>147</b>	<b>0</b>	<b>0</b>	<b>448</b>

CHAPTER	BROWARD DIVISION							TOTAL
	AJC	SHF	PGH	LMI	RAM	JKO	RBR	
7	0	0	0	0	0	97	99	196
11	0	0	0	0	0	0	0	0
12	0	0	0	0	0	0	0	0
13	0	0	0	0	0	54	54	108
15	0	0	0	0	0	0	0	0
304	0	0	0	0	0	0	0	0
<b>Sub-Total</b>	<b>0</b>	<b>0</b>	<b>0</b>	<b>0</b>	<b>0</b>	<b>151</b>	<b>153</b>	<b>304</b>

CHAPTER	PALM BEACH DIVISION							TOTAL
	AJC	SHF	PGH	LMI	RAM	JKO	RBR	
7	0	0	161	0	0	0	0	161
11	0	0	0	0	0	0	0	0
12	0	0	0	0	0	0	0	0
13	0	0	91	0	0	0	0	91
15	0	0	0	0	0	0	0	0
304	0	0	0	0	0	0	0	0
<b>Sub-Total</b>	<b>0</b>	<b>0</b>	<b>252</b>	<b>0</b>	<b>0</b>	<b>0</b>	<b>0</b>	<b>252</b>
<b>GRAND TOTAL</b>	<b>152</b>	<b>0</b>	<b>252</b>	<b>149</b>	<b>147</b>	<b>151</b>	<b>153</b>	<b>1,004</b>

CASE FILING SUMMARY BY COUNTY / CONSUMER - BUSINESS  
CONSUMERS

DADE COUNTY - 12025							
	7	11	12	13	15	304 TOTAL	
AJC	118	0	0	32	0	0	150
SHF	0	0	0	0	0	0	0
PGH	0	0	0	0	0	0	0
LMI	114	0	0	30	0	0	144
RAM	115	0	0	29	0	0	144
JKO	0	0	0	0	0	0	0
RBR	0	0	0	0	0	0	0
<b>Sub-Total</b>	<b>347</b>	<b>0</b>	<b>0</b>	<b>91</b>	<b>0</b>	<b>0</b>	<b>438</b>

MONROE COUNTY - 12087								
	7	11	12	13	15	304 TOTAL		
AJC	2	0	0	0	0	0	2	
SHF	0	0	0	0	0	0	0	
PGH	0	0	0	0	0	0	0	
LMI	4	0	0	1	0	0	5	
RAM	2	0	0	1	0	0	3	
JKO	0	0	0	0	0	0	0	
RBR	0	0	0	0	0	0	0	
<b>Sub-Total</b>	<b>8</b>	<b>0</b>	<b>0</b>	<b>2</b>	<b>0</b>	<b>0</b>	<b>10</b>	
							<b>Division Total</b>	<b>448</b>

BROWARD COUNTY - 12011								
	7	11	12	13	15	304 TOTAL		
AJC	0	0	0	0	0	0	0	
SHF	0	0	0	0	0	0	0	
PGH	0	0	0	0	0	0	0	
LMI	0	0	0	0	0	0	0	
RAM	0	0	0	0	0	0	0	
JKO	97	0	0	54	0	0	151	
RBR	99	0	0	54	0	0	153	
<b>Sub-Total</b>	<b>196</b>	<b>0</b>	<b>0</b>	<b>108</b>	<b>0</b>	<b>0</b>	<b>304</b>	
							<b>Division Total</b>	<b>304</b>

HIGHLANDS COUNTY - 12055							
	7	11	12	13	15	304 TOTAL	
AJC	0	0	0	0	0	0	0
SHF	0	0	0	0	0	0	0
PGH	12	0	0	3	0	0	15
LMI	0	0	0	0	0	0	0
RAM	0	0	0	0	0	0	0
JKO	0	0	0	0	0	0	0
RBR	0	0	0	0	0	0	0
<b>Sub-Total</b>	<b>12</b>	<b>0</b>	<b>0</b>	<b>3</b>	<b>0</b>	<b>0</b>	<b>15</b>

INDIAN RIVER COUNTY - 12061							
	7	11	12	13	15	304 TOTAL	
AJC	0	0	0	0	0	0	0
SHF	0	0	0	0	0	0	0
PGH	7	0	0	3	0	0	10
LMI	0	0	0	0	0	0	0
RAM	0	0	0	0	0	0	0
JKO	0	0	0	0	0	0	0
RBR	0	0	0	0	0	0	0
<b>Sub-Total</b>	<b>7</b>	<b>0</b>	<b>0</b>	<b>3</b>	<b>0</b>	<b>0</b>	<b>10</b>

MARTIN COUNTY - 12085							
	7	11	12	13	15	304 TOTAL	
AJC	0	0	0	0	0	0	0
SHF	0	0	0	0	0	0	0
PGH	10	0	0	4	0	0	14
LMI	0	0	0	0	0	0	0
RAM	0	0	0	0	0	0	0
JKO	0	0	0	0	0	0	0
RBR	0	0	0	0	0	0	0
<b>Sub-Total</b>	<b>10</b>	<b>0</b>	<b>0</b>	<b>4</b>	<b>0</b>	<b>0</b>	<b>14</b>

OKEECHOBEE COUNTY - 12093							
	7	11	12	13	15	304 TOTAL	
AJC	0	0	0	0	0	0	0
SHF	0	0	0	0	0	0	0
PGH	2	0	0	3	0	0	5
LMI	0	0	0	0	0	0	0
RAM	0	0	0	0	0	0	0
JKO	0	0	0	0	0	0	0
RBR	0	0	0	0	0	0	0
<b>Sub-Total</b>	<b>2</b>	<b>0</b>	<b>0</b>	<b>3</b>	<b>0</b>	<b>0</b>	<b>5</b>

PALM BEACH COUNTY - 12099							
	7	11	12	13	15	304 TOTAL	
AJC	0	0	0	0	0	0	0
SHF	0	0	0	0	0	0	0
PGH	101	0	0	63	0	0	164
LMI	0	0	0	0	0	0	0
RAM	0	0	0	0	0	0	0
JKO	0	0	0	0	0	0	0
RBR	0	0	0	0	0	0	0
<b>Sub-Total</b>	<b>101</b>	<b>0</b>	<b>0</b>	<b>63</b>	<b>0</b>	<b>0</b>	<b>164</b>

ST. LUCIE - 12111								
	7	11	12	13	15	304 TOTAL		
AJC	0	0	0	0	0	0	0	
SHF	0	0	0	0	0	0	0	
PGH	29	0	0	15	0	0	44	
LMI	0	0	0	0	0	0	0	
RAM	0	0	0	0	0	0	0	
JKO	0	0	0	0	0	0	0	
RBR	0	0	0	0	0	0	0	
<b>Sub-Total</b>	<b>29</b>	<b>0</b>	<b>0</b>	<b>15</b>	<b>0</b>	<b>0</b>	<b>44</b>	
							<b>Division Total</b>	<b>252</b>

GRAND TOTAL							
	7	11	12	13	15	304 TOTAL	
	<b>712</b>	<b>0</b>	<b>0</b>	<b>292</b>	<b>0</b>	<b>0</b>	<b>1004</b>

CASE FILING SUMMARY BY COUNTY / CONSUMER - BUSINESS  
BUSINESS

DADE COUNTY - 12025

	7	11	12	13	15	304	TOTAL
AJC	3	2	0	0	0	0	5
SHF	0	0	0	0	0	0	0
PGH	0	0	0	0	0	0	0
LMI	4	0	0	0	0	0	4
RAM	4	1	0	0	0	0	5
JKO	0	0	0	0	0	0	0
RBR	0	0	0	0	0	0	0
<b>Sub-Total</b>	<b>11</b>	<b>3</b>	<b>0</b>	<b>0</b>	<b>0</b>	<b>0</b>	<b>14</b>

MONROE COUNTY - 12087

	7	11	12	13	15	304	TOTAL
AJC	0	0	0	0	0	0	0
SHF	0	0	0	0	0	0	0
PGH	0	0	0	0	0	0	0
LMI	0	0	0	0	0	0	0
RAM	0	0	0	0	0	0	0
JKO	0	0	0	0	0	0	0
RBR	0	0	0	0	0	0	0
<b>Sub-Total</b>	<b>0</b>	<b>0</b>	<b>0</b>	<b>0</b>	<b>0</b>	<b>0</b>	<b>0</b>
							<b>0</b> Division
							<b>14</b> Total

BROWARD COUNTY - 12011

	7	11	12	13	15	304	TOTAL
AJC	0	0	0	0	0	0	0
SHF	0	0	0	0	0	0	0
PGH	0	0	0	0	0	0	0
LMI	0	0	0	0	0	0	0
RAM	0	0	0	0	0	0	0
JKO	6	1	0	3	0	0	10
RBR	4	0	0	0	0	0	4
<b>Sub-Total</b>	<b>10</b>	<b>1</b>	<b>0</b>	<b>3</b>	<b>0</b>	<b>0</b>	<b>14</b>
							<b>4</b> Division
							<b>14</b> Total

HIGHLANDS COUNTY - 12055

	7	11	12	13	15	304	TOTAL
AJC	0	0	0	0	0	0	0
SHF	0	0	0	0	0	0	0
PGH	0	0	0	0	0	0	0
LMI	0	0	0	0	0	0	0
RAM	0	0	0	0	0	0	0
JKO	0	0	0	0	0	0	0
RBR	0	0	0	0	0	0	0
<b>Sub-Total</b>	<b>0</b>	<b>0</b>	<b>0</b>	<b>0</b>	<b>0</b>	<b>0</b>	<b>0</b>

INDIAN RIVER COUNTY - 12061

	7	11	12	13	15	304	TOTAL
AJC	0	0	0	0	0	0	0
SHF	0	0	0	0	0	0	0
PGH	0	1	0	0	0	0	1
LMI	0	0	0	0	0	0	0
RAM	0	0	0	0	0	0	0
JKO	0	0	0	0	0	0	0
RBR	0	0	0	0	0	0	0
<b>Sub-Total</b>	<b>0</b>	<b>1</b>	<b>0</b>	<b>0</b>	<b>0</b>	<b>0</b>	<b>1</b>

MARTIN COUNTY - 12085

	7	11	12	13	15	304	TOTAL
AJC	0	0	0	0	0	0	0
SHF	0	0	0	0	0	0	0
PGH	0	2	0	0	0	0	2
LMI	0	0	0	0	0	0	0
RAM	0	0	0	0	0	0	0
JKO	0	0	0	0	0	0	0
RBR	0	0	0	0	0	0	0
<b>Sub-Total</b>	<b>0</b>	<b>2</b>	<b>0</b>	<b>0</b>	<b>0</b>	<b>0</b>	<b>2</b>

OKEECHOBEE COUNTY - 12093

	7	11	12	13	15	304	TOTAL
AJC	0	0	0	0	0	0	0
SHF	0	0	0	0	0	0	0
PGH	0	0	0	0	0	0	0
LMI	0	0	0	0	0	0	0
RAM	0	0	0	0	0	0	0
JKO	0	0	0	0	0	0	0
RBR	0	0	0	0	0	0	0
<b>Sub-Total</b>	<b>0</b>	<b>0</b>	<b>0</b>	<b>0</b>	<b>0</b>	<b>0</b>	<b>0</b>

PALM BEACH COUNTY - 12099

	7	11	12	13	15	304	TOTAL
AJC	0	0	0	0	0	0	0
SHF	0	0	0	0	0	0	0
PGH	8	20	0	1	0	0	29
LMI	0	0	0	0	0	0	0
RAM	0	0	0	0	0	0	0
JKO	0	0	0	0	0	0	0
RBR	0	0	0	0	0	0	0
<b>Sub-Total</b>	<b>8</b>	<b>20</b>	<b>0</b>	<b>1</b>	<b>0</b>	<b>0</b>	<b>29</b>

ST. LUCIE - 12111

	7	11	12	13	15	304	TOTAL
AJC	0	0	0	0	0	0	0
SHF	0	0	0	0	0	0	0
PGH	0	1	0	0	0	0	1
LMI	0	0	0	0	0	0	0
RAM	0	0	0	0	0	0	0
JKO	0	0	0	0	0	0	0
RBR	0	0	0	0	0	0	0
<b>Sub-Total</b>	<b>0</b>	<b>1</b>	<b>0</b>	<b>0</b>	<b>0</b>	<b>0</b>	<b>1</b>
							<b>0</b> Division
							<b>33</b> Total

<b>GRAND TOTAL</b>	<b>29</b>	<b>28</b>	<b>0</b>	<b>4</b>	<b>0</b>	<b>0</b>	<b>61</b>
--------------------	-----------	-----------	----------	----------	----------	----------	-----------

2007 COMPARISON OF BANKRUPTCY FILINGS

AJC	CH 7	CH 11	CH 12	CH 13	CH 15	SEC 304	TOTAL
JAN	74	1	0	10	0	0	85
FEB	73	2	0	26	0	0	101
MAR	96	4	0	33	0	0	133
APR	97	1	0	30	0	0	128
MAY	114	4	0	27	0	0	145
JUN	112	3	0	26	0	0	141
JUL	108	4	1	28	0	0	141
AUG	123	2	0	32	0	0	157
SEP	0	0	0	0	0	0	0
OCT	0	0	0	0	0	0	0
NOV	0	0	0	0	0	0	0
DEC	0	0	0	0	0	0	0
<b>TOTALS</b>	<b>797</b>	<b>21</b>	<b>1</b>	<b>212</b>	<b>0</b>	<b>0</b>	<b>1031</b>

SHF	CH 7	CH 11	CH 12	CH 13	CH 15	SEC 304	TOTAL
JAN	46	1	0	0	0	0	47
FEB	54	4	0	1	0	0	59
MAR	79	1	0	38	0	0	118
APR	65	1	1	34	0	0	101
MAY	64	0	0	46	0	0	110
JUN	63	1	0	28	0	0	92
JUL	0	0	0	0	0	0	0
AUG	0	0	0	0	0	0	0
SEP	0	0	0	0	0	0	0
OCT	0	0	0	0	0	0	0
NOV	0	0	0	0	0	0	0
DEC	0	0	0	0	0	0	0
<b>TOTALS</b>	<b>371</b>	<b>8</b>	<b>1</b>	<b>147</b>	<b>0</b>	<b>0</b>	<b>527</b>

PGH	CH 7	CH 11	CH 12	CH 13	CH 15	SEC 304	TOTAL
JAN	41	0	0	63	0	0	104
FEB	52	1	0	74	0	0	127
MAR	78	0	0	40	0	0	118
APR	72	2	0	35	0	0	109
MAY	63	1	0	42	0	0	106
JUN	106	12	0	58	0	0	176
JUL	161	3	0	70	0	0	234
AUG	169	24	0	92	0	0	285
SEP	0	0	0	0	0	0	0
OCT	0	0	0	0	0	0	0
NOV	0	0	0	0	0	0	0
DEC	0	0	0	0	0	0	0
<b>TOTALS</b>	<b>742</b>	<b>43</b>	<b>0</b>	<b>474</b>	<b>0</b>	<b>0</b>	<b>1259</b>

LMI	CH 7	CH 11	CH 12	CH 13	CH 15	SEC 304	TOTAL
JAN	76	0	0	55	0	0	131
FEB	73	3	0	27	0	0	103
MAR	96	5	0	37	0	0	138
APR	93	35	0	26	0	0	154
MAY	119	0	0	33	0	0	152
JUN	110	0	0	25	0	0	135
JUL	106	0	0	27	0	0	133
AUG	122	0	0	31	0	0	153
SEP	0	0	0	0	0	0	0
OCT	0	0	0	0	0	0	0
NOV	0	0	0	0	0	0	0
DEC	0	0	0	0	0	0	0
<b>TOTALS</b>	<b>795</b>	<b>43</b>	<b>0</b>	<b>261</b>	<b>0</b>	<b>0</b>	<b>1099</b>

RAM	CH 7	CH 11	CH 12	CH 13	CH 15	SEC 304	TOTAL
JAN	73	3	0	10	0	0	86
FEB	74	0	0	24	0	0	98
MAR	97	3	0	34	0	0	134
APR	96	2	0	29	0	0	127
MAY	116	14	0	28	0	0	158
JUN	110	0	0	28	0	0	138
JUL	108	2	0	27	0	0	137
AUG	121	1	0	30	0	0	152
SEP	0	0	0	0	0	0	0
OCT	0	0	0	0	0	0	0
NOV	0	0	0	0	0	0	0
DEC	0	0	0	0	0	0	0
<b>TOTALS</b>	<b>795</b>	<b>25</b>	<b>0</b>	<b>210</b>	<b>0</b>	<b>0</b>	<b>1030</b>

JKO	CH 7	CH 11	CH 12	CH 13	CH 15	SEC 304	TOTAL
JAN	57	2	0	51	0	0	110
FEB	61	2	0	42	0	0	105
MAR	89	4	0	57	0	0	150
APR	88	3	0	58	0	0	149
MAY	95	0	0	60	0	0	155
JUN	77	3	0	54	0	0	134
JUL	95	2	0	53	0	0	150
AUG	103	1	0	57	0	0	161
SEP	0	0	0	0	0	0	0
OCT	0	0	0	0	0	0	0
NOV	0	0	0	0	0	0	0
DEC	0	0	0	0	0	0	0
<b>TOTALS</b>	<b>665</b>	<b>17</b>	<b>0</b>	<b>432</b>	<b>0</b>	<b>0</b>	<b>1114</b>

RBR	CH 7	CH 11	CH 12	CH 13	CH 15	SEC 304	TOTAL
JAN	61	3	0	45	0	0	109
FEB	63	3	0	41	0	0	107
MAR	90	2	0	56	0	0	148
APR	86	5	0	59	0	0	150
MAY	94	0	0	59	0	0	153
JUN	75	1	0	56	0	0	132
JUL	96	4	0	58	0	0	158
AUG	103	0	0	54	0	0	157
SEP	0	0	0	0	0	0	0
OCT	0	0	0	0	0	0	0
NOV	0	0	0	0	0	0	0
DEC	0	0	0	0	0	0	0
<b>TOTALS</b>	<b>668</b>	<b>18</b>	<b>0</b>	<b>428</b>	<b>0</b>	<b>0</b>	<b>1114</b>

**2007 YEAR-TO-DATE COMPARISON OF BANKRUPTCY CASE FILINGS  
BY JUDGE**

	AJC	SHF	PGH	LMI	RAM	JKO	RBR	TOTAL
JAN	85	47	104	131	86	110	109	672
FEB	101	59	127	103	98	105	107	700
MAR	133	118	118	138	134	150	148	939
APR	128	101	109	154	127	149	150	918
MAY	145	110	106	152	158	155	153	979
JUN	141	92	176	135	138	134	132	948
JUL	141	0	234	133	137	150	158	953
AUG	157	0	285	153	152	161	157	1065
SEP	0	0	0	0	0	0	0	0
OCT	0	0	0	0	0	0	0	0
NOV	0	0	0	0	0	0	0	0
DEC	0	0	0	0	0	0	0	0
<b>TOTALS</b>	<b>1031</b>	<b>527</b>	<b>1259</b>	<b>1099</b>	<b>1030</b>	<b>1114</b>	<b>1114</b>	<b>7174</b>
<b>% of Total</b>	<b>14.37</b>	<b>7.35</b>	<b>17.55</b>	<b>15.32</b>	<b>14.36</b>	<b>15.53</b>	<b>15.53</b>	

**2007 YEAR-TO-DATE COMPARISON OF BANKRUPTCY CASE FILINGS  
BY JUDGE/CHAPTER**

	CH 7	CH 11	CH 12	CH 13	CH 15	SEC 304	TOTAL
AJC	797	21	1	212	0	0	1031
SHF	371	8	1	147	0	0	527
PGH	742	43	0	474	0	0	1259
LMI	795	43	0	261	0	0	1099
RAM	795	25	0	210	0	0	1030
JKO	665	17	0	432	0	0	1114
RBR	668	18	0	428	0	0	1114
<b>TOTALS</b>	<b>4833</b>	<b>175</b>	<b>2</b>	<b>2164</b>	<b>0</b>	<b>0</b>	<b>7174</b>

### CALENDAR YEAR-TO-DATE COMPARISON

	ENDING AUG 07	ENDING AUG 06	PERCENT CHANGE
Bankruptcy Case Filings	7174	4232	69.52
Bankruptcy Case Closings	9595	21127	-54.58
Adversary Filings	690	869	-20.60
Adversary Closings	707	1013	-30.21

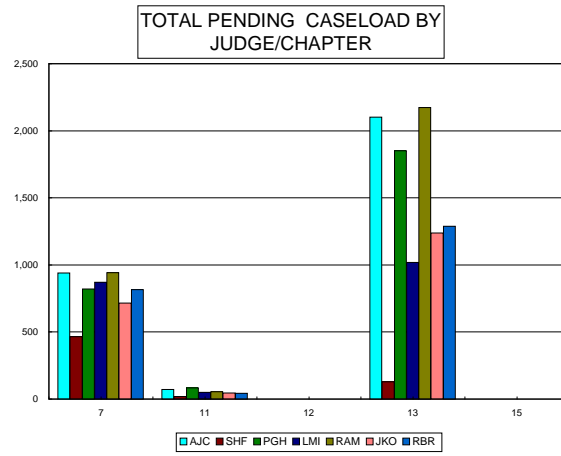
### 12-MONTH/THREE YEAR COMPARISON

	ENDING AUG 07	ENDING AUG 06	ENDING AUG 05	% CHANGE 2007 / 2006	% CHANGE 2007 / 2005
Bankruptcy Case Filings	9978	20282	27765	-50.80	-64.06
Bankruptcy Case Closings	14411	30802	29571	-53.21	-51.27
Adversary Filings	978	1397	1334	-29.99	-26.69
Adversary Closings	1147	1316	1405	-12.84	-18.36

### MONTHLY COMPARISON

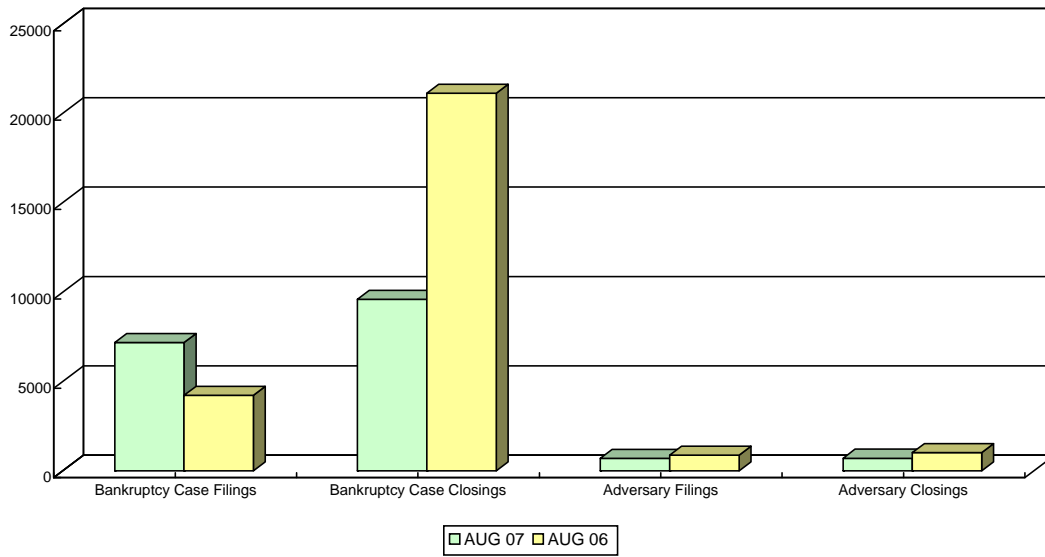
	AUG 07	AUG 06	PERCENT CHANGE
Bankruptcy Case Filings	1065	649	64.10
Bankruptcy Case Closings	1480	1577	-6.15
Adversary Filings	105	115	-8.70
Adversary Closings	118	71	66.20

*Filings and Closings for Dade Division includes Monroe County  
 Filings and Closings for Palm Beach Division includes Indian River, Highlands, Martin,  
 St. Lucie & Okeechobee Counties*





CALENDAR YEAR-TO-DATE COMPARISON



12-MONTH/THREE YEAR COMPARISON

