


# UNITED STATES BANKRUPTCY COURT

## *SOUTHERN DISTRICT OF FLORIDA*

*51 S.W. 1st Avenue  
Room 1401  
Miami, FL 33130*

*Karen Eddy  
Clerk of Court*



**MONTHLY STATISTICAL REPORT**  
**AUGUST 2006**

# ***MONTHLY STATISTICAL REPORT***

## **TABLE OF CONTENTS**

	<i>page</i>
<i>I. MONTHLY SARD SUMMARY REPORT</i>	<i>2</i>
<i>II. BK CASE FILINGS SUMMARY REPORT</i>	<i>3</i>
<i>III. BK CASE CLOSINGS SUMMARY REPORT</i>	<i>4</i>
<i>IV. AP CASE FILINGS SUMMARY REPORT</i>	<i>3</i>
<i>V. AP CASE CLOSINGS SUMMARY REPORT</i>	<i>4</i>
<i>VI. BK PRO SE CASES FILING SUMMARY REPORT</i>	<i>5</i>
<i>VII. PENDING CASELOAD REPORT BY JUDGE/CHAPTER</i>	<i>6</i>
<i>VIII. DIVISIONAL CASELOAD REPORT</i>	<i>7</i>
<i>IX. CASE FILING BREAKDOWN BY COUNTY</i>	<i>8</i>
<i>X. BREAKDOWN BY NATURE OF DEBTOR</i>	<i>9</i>
<i>XI. BREAKDOWN BY COUNTY / NATURE - CONSUMER</i>	<i>10</i>
<i>XII. BREAKDOWN BY COUNTY / NATURE - BUSINESS</i>	<i>11</i>
<i>XIII. SUMMARIES AND GRAPHS</i>	<i>12 - 16</i>

**AUGUST 2006  
MONTHLY SARD REPORT SUMMARY**

2

**I. BC101 REPORT OF BANKRUPTCY CASES**

	<b>AJC</b>	<b>SHF</b>	<b>PGH</b>	<b>LMI</b>	<b>RAM</b>	<b>JKO</b>	<b>RBR</b>	<b>TOTAL</b>
Pending Prior Month	4,584	1,170	2,839	2,355	4,636	2,194	2,670	20,448
Cases Filed	91	48	87	126	92	102	102	648
Reopened	14	0	5	9	12	15	17	72
Split Cases	0	0	1	0	0	0	0	1
Trans. In	0	0	0	0	0	0	0	0
Reassigned To	0	4	1	0	0	0	0	5
Trans. Out	0	0	0	1	1	0	0	2
Reassigned From	0	0	0	0	0	0	5	5
Cases Closed	383	118	154	222	365	157	178	1,577
<b>Cases Pending</b>	<b>4,306</b>	<b>1,104</b>	<b>2,779</b>	<b>2,267</b>	<b>4,374</b>	<b>2,154</b>	<b>2,606</b>	<b>19,590</b>

**II. BC109 REPORT OF ADVERSARY CASES**

	<b>AJC</b>	<b>SHF</b>	<b>PGH</b>	<b>LMI</b>	<b>RAM</b>	<b>JKO</b>	<b>RBR</b>	<b>TOTAL</b>
Pending Prior Month	77	137	123	60	112	152	114	775
Cases Filed	29	8	5	4	40	18	11	115
Trans. In	0	0	0	0	0	0	0	0
Reassigned To	0	0	1	0	0	0	0	1
Cases Reopened	0	1	1	1	0	0	0	3
Cases Closed	9	13	4	7	13	13	13	72
Trans. Out	0	0	0	0	0	1	0	1
Reassigned From	0	1	0	0	0	0	0	1
<b>Cases Pending</b>	<b>97</b>	<b>132</b>	<b>126</b>	<b>58</b>	<b>139</b>	<b>156</b>	<b>112</b>	<b>820</b>

**IV. MONTHLY REPORT OF TRIALS AND OTHER ACTIVITY**

	<b>Contested Proceedings</b>	<b>Miscellaneous Proceedings</b>	<b>Total Hours in Court</b>
<b>AJC</b>	6	27	33
<b>SHF</b>	6	24	30
<b>PGH</b>	0	14	14
<b>LMI</b>	8	16	24
<b>RAM</b>	7	18	25
<b>JKO</b>	12	20	32
<b>RBR</b>	14	11	25
<b>Total</b>	<b>53</b>	<b>130</b>	<b>183</b>

Cases Summary Report Group By Person Office  
Open: 8/1/2006 - 8/31/2006

Judge	Office	Ch7	Ch9	Ch11	Ch12	Ch13	304	Total	Adv	Mis
AJC	Miami	79	0	0	0	12	0	91	29	0
LMI	Miami	83	0	1	0	42	0	126	4	0
RAM	Miami	83	0	1	0	8	0	92	40	0
JKO	Broward	64	0	1	0	37	0	102	18	2
RBR	Broward	66	0	1	0	35	0	102	11	0
PGH	WPB	47	0	1	0	39	0	87	5	0
SHF	WPB	47	0	0	0	1	0	48	8	0
Total		469	0	5	0	174	0	648	115	2

Cases Summary Report Group By Person Office  
Closed: 8/1/2006 - 8/31/2006

Judge	Office	Ch7	Ch9	Ch11	Ch12	Ch13	304	Total	Adv	Mis
AJC	Miami	129	0	0	0	254	0	383	9	0
JKO	Miami	0	0	0	0	1	0	1	0	0
LMI	Miami	105	0	0	0	117	0	222	7	0
RAM	Miami	131	0	1	0	233	0	365	13	0
RBR	Miami	2	0	0	0	0	0	2	0	0
JKO	Broward	92	0	1	0	63	0	156	13	0
RBR	Broward	101	0	0	0	75	0	176	13	0
PGH	WPB	69	0	1	0	84	0	154	4	0
SHF	WPB	117	0	1	0	0	0	118	13	0
Total		746	0	4	0	827	0	1577	72	0

Cases Summary Report Group By Person County  
 Pro Se: 08/01/2006 - 08/31/2006

Judge	County	Ch7	Ch9	Ch11	Ch12	Ch13	304	Total	Adv	Mis
JKO	?	0	0	0	0	0	0	0	0	1
RAM	?	0	0	0	0	0	0	0	1	0
RBR	?	0	0	0	0	0	0	0	2	0
SHF	?	0	0	0	0	0	0	0	1	0
JKO	Broward	6	0	0	0	1	0	7	0	0
RBR	Broward	9	0	0	0	1	0	10	0	0
PGH	Highlands	0	0	0	0	1	0	1	0	0
SHF	Indian River	1	0	0	0	0	0	1	0	0
AJC	Miami-Dade	2	0	0	0	5	0	7	0	0
LMI	Miami-Dade	2	0	0	0	3	0	5	0	0
RAM	Miami-Dade	3	0	1	0	1	0	5	0	0
PGH	Palm Beach	1	0	0	0	4	0	5	0	0
SHF	Palm Beach	2	0	0	0	0	0	2	0	0
Total		26	0	1	0	16	0	43	4	1

**PENDING CASELOAD REPORTS BY JUDGE/CHAPTER**  
**AUGUST 2006**

AJC	7	11	12	13	304	ACT	TOTALS
Pending Prior Month	1,181	72	0	3,327	4	0	4,584
Cases Filed	79	0	0	12	0	0	91
Reopened	11	0	0	3	0	0	14
Split Cases	0	0	0	0	0	0	0
Transferred In	0	0	0	0	0	0	0
Reassigned To	0	0	0	0	0	0	0
Converted To	1	0	0	0	0	0	1
Transferred Out	0	0	0	0	0	0	0
Reassigned From	0	0	0	0	0	0	0
Converted From	0	0	0	1	0	0	1
Cases Closed	129	0	0	254	0	0	383
<b>Total Pending</b>	<b>1,143</b>	<b>72</b>	<b>0</b>	<b>3,087</b>	<b>4</b>	<b>0</b>	<b>4,306</b>
<b>SHF</b>	<b>7</b>	<b>11</b>	<b>12</b>	<b>13</b>	<b>304</b>	<b>ACT</b>	<b>TOTALS</b>
Pending Prior Month	1,142	28	0	0	0	0	1,170
Cases Filed	47	0	0	1	0	0	48
Reopened	0	0	0	0	0	0	0
Split Cases	0	0	0	0	0	0	0
Transferred In	0	0	0	0	0	0	0
Reassigned To	4	0	0	0	0	0	4
Converted To	0	0	0	0	0	0	0
Transferred Out	0	0	0	0	0	0	0
Reassigned From	0	0	0	0	0	0	0
Converted From	0	0	0	0	0	0	0
Cases Closed	117	1	0	0	0	0	118
<b>Total Pending</b>	<b>1,076</b>	<b>27</b>	<b>0</b>	<b>1</b>	<b>0</b>	<b>0</b>	<b>1,104</b>
<b>PGH</b>	<b>7</b>	<b>11</b>	<b>12</b>	<b>13</b>	<b>304</b>	<b>ACT</b>	<b>TOTALS</b>
Pending Prior Month	595	37	0	2,207	0	0	2,839
Cases Filed	47	1	0	39	0	0	87
Reopened	4	0	0	1	0	0	5
Split Cases	0	0	0	1	0	0	1
Transferred In	0	0	0	0	0	0	0
Reassigned To	0	0	0	1	0	0	1
Converted To	3	0	0	2	0	0	5
Transferred Out	0	0	0	0	0	0	0
Reassigned From	0	0	0	0	0	0	0
Converted From	2	0	0	3	0	0	5
Cases Closed	69	1	0	84	0	0	154
<b>Total Pending</b>	<b>578</b>	<b>37</b>	<b>0</b>	<b>2,164</b>	<b>0</b>	<b>0</b>	<b>2,779</b>
<b>LMI</b>	<b>7</b>	<b>11</b>	<b>12</b>	<b>13</b>	<b>304</b>	<b>ACT</b>	<b>TOTALS</b>
Pending Prior Month	1,041	14	0	1,300	0	0	2,355
Cases Filed	83	1	0	42	0	0	126
Reopened	7	0	0	2	0	0	9
Split Cases	0	0	0	0	0	0	0
Transferred In	0	0	0	0	0	0	0
Reassigned To	0	0	0	0	0	0	0
Converted To	4	0	0	1	0	0	5
Transferred Out	1	0	0	0	0	0	1
Reassigned From	0	0	0	0	0	0	0
Converted From	1	0	0	4	0	0	5
Cases Closed	105	0	0	117	0	0	222
<b>Total Pending</b>	<b>1,028</b>	<b>15</b>	<b>0</b>	<b>1,224</b>	<b>0</b>	<b>0</b>	<b>2,267</b>
<b>RAM</b>	<b>7</b>	<b>11</b>	<b>12</b>	<b>13</b>	<b>304</b>	<b>ACT</b>	<b>TOTALS</b>
Pending Prior Month	1,133	67	0	3,432	4	0	4,636
Cases Filed	83	1	0	8	0	0	92
Reopened	10	0	0	2	0	0	12
Split Cases	0	0	0	0	0	0	0
Transferred In	0	0	0	0	0	0	0
Reassigned To	0	0	0	0	0	0	0
Converted To	11	0	0	2	0	0	13
Transferred Out	1	0	0	0	0	0	1
Reassigned From	0	0	0	0	0	0	0
Converted From	2	0	0	11	0	0	13
Cases Closed	131	1	0	233	0	0	365
<b>Total Pending</b>	<b>1,103</b>	<b>67</b>	<b>0</b>	<b>3,200</b>	<b>4</b>	<b>0</b>	<b>4,374</b>
<b>JKO</b>	<b>7</b>	<b>11</b>	<b>12</b>	<b>13</b>	<b>304</b>	<b>ACT</b>	<b>TOTALS</b>
Pending Prior Month	749	51	0	1,394	0	0	2,194
Cases Filed	64	1	0	37	0	0	102
Reopened	14	0	0	1	0	0	15
Split Cases	0	0	0	0	0	0	0
Transferred In	0	0	0	0	0	0	0
Reassigned To	0	0	0	0	0	0	0
Converted To	4	0	0	1	0	0	5
Transferred Out	0	0	0	0	0	0	0
Reassigned From	0	0	0	0	0	0	0
Converted From	1	0	0	4	0	0	5
Cases Closed	92	1	0	64	0	0	157
<b>Total Pending</b>	<b>738</b>	<b>51</b>	<b>0</b>	<b>1,365</b>	<b>0</b>	<b>0</b>	<b>2,154</b>
<b>RBR</b>	<b>7</b>	<b>11</b>	<b>12</b>	<b>13</b>	<b>304</b>	<b>ACT</b>	<b>TOTALS</b>
Pending Prior Month	1,062	102	0	1,506	0	0	2,670
Cases Filed	66	1	0	35	0	0	102
Reopened	17	0	0	0	0	0	17
Split Cases	0	0	0	0	0	0	0
Transferred In	0	0	0	0	0	0	0
Reassigned To	0	0	0	0	0	0	0
Converted To	0	0	0	1	0	0	1
Transferred Out	0	0	0	0	0	0	0
Reassigned From	4	0	0	1	0	0	5
Converted From	1	0	0	0	0	0	1
Cases Closed	103	0	0	75	0	0	178
<b>Total Pending</b>	<b>1,037</b>	<b>103</b>	<b>0</b>	<b>1,466</b>	<b>0</b>	<b>0</b>	<b>2,606</b>
<b>GRAND TOTAL:</b>	<b>6,703</b>	<b>372</b>	<b>0</b>	<b>12,507</b>	<b>8</b>	<b>0</b>	<b>19,590</b>

**AJC PENDING CASE SUMMARY**

CHAPTER	DADE DIVISION	BROWARD DIVISION	PALM BEACH DIVISION	TOTAL
7	1,143	0	0	1,143
11	70	2	0	72
12	0	0	0	0
13	3,087	0	0	3,087
304	4	0	0	4
<b>TOTALS</b>	<b>4,304</b>	<b>2</b>	<b>0</b>	<b>4,306</b>

**SHF PENDING CASE SUMMARY**

CHAPTER	DADE DIVISION	BROWARD DIVISION	PALM BEACH DIVISION	TOTAL
7	0	0	1,076	1,076
11	0	0	27	27
12	0	0	0	0
13	0	0	1	1
304	0	0	0	0
<b>TOTALS</b>	<b>0</b>	<b>0</b>	<b>1,104</b>	<b>1,104</b>

**LMI PENDING CASE SUMMARY**

CHAPTER	DADE DIVISION	BROWARD DIVISION	PALM BEACH DIVISION	TOTAL
7	1,028	0	0	1,028
11	15	0	0	15
12	0	0	0	0
13	1,224	0	0	1,224
304	0	0	0	0
<b>TOTALS</b>	<b>2,267</b>	<b>0</b>	<b>0</b>	<b>2,267</b>

**PGH PENDING CASE SUMMARY**

CHAPTER	DADE DIVISION	BROWARD DIVISION	PALM BEACH DIVISION	TOTAL
7	1	0	577	578
11	0	3	34	37
12	0	0	0	0
13	0	1	2,163	2,164
304	0	0	0	0
<b>TOTALS</b>	<b>1</b>	<b>4</b>	<b>2,774</b>	<b>2,779</b>

**RAM PENDING CASE SUMMARY**

CHAPTER	DADE DIVISION	BROWARD DIVISION	PALM BEACH DIVISION	TOTAL
7	1,101	0	2	1,103
11	66	0	1	67
12	0	0	0	0
13	3,200	0	0	3,200
304	4	0	0	4
<b>TOTALS</b>	<b>4,371</b>	<b>0</b>	<b>3</b>	<b>4,374</b>

**JKO PENDING CASE SUMMARY**

CHAPTER	DADE DIVISION	BROWARD DIVISION	PALM BEACH DIVISION	TOTAL
7	0	738	0	738
11	0	51	0	51
12	0	0	0	0
13	0	1,365	0	1,365
304	0	0	0	0
<b>TOTALS</b>	<b>0</b>	<b>2,154</b>	<b>0</b>	<b>2,154</b>

**RBR PENDING CASE SUMMARY**

CHAPTER	DADE DIVISION	BROWARD DIVISION	PALM BEACH DIVISION	TOTAL
7	13	1,024	0	1,037
11	0	103	0	103
12	0	0	0	0
13	0	1,466	0	1,466
304	0	0	0	0
<b>TOTALS</b>	<b>13</b>	<b>2,593</b>	<b>0</b>	<b>2,606</b>

<b>DISTRICT TOTALS</b>	<b>10,956</b>	<b>4,753</b>	<b>3,881</b>	<b>19,590</b>
------------------------	---------------	--------------	--------------	---------------



CASE FILING SUMMARY BY COUNTY

DADE COUNTY - 12025						
	7	11	12	13	304	TOTAL
AJC	75	0	0	12	0	87
SHF	0	0	0	0	0	0
PGH	0	0	0	0	0	0
LMI	83	1	0	42	0	126
RAM	81	1	0	8	0	90
JKO	0	0	0	0	0	0
RBR	0	0	0	0	0	0
<b>Sub-Total</b>	<b>239</b>	<b>2</b>	<b>0</b>	<b>62</b>	<b>0</b>	<b>303</b>

MONROE COUNTY - 12087						
	7	11	12	13	304	TOTAL
AJC	4	0	0	0	0	4
SHF	0	0	0	0	0	0
PGH	0	0	0	0	0	0
LMI	0	0	0	0	0	0
RAM	2	0	0	0	0	2
JKO	0	0	0	0	0	0
RBR	0	0	0	0	0	0
<b>Sub-Total</b>	<b>6</b>	<b>0</b>	<b>0</b>	<b>0</b>	<b>0</b>	<b>6</b>

BROWARD COUNTY - 12011						
	7	11	12	13	304	TOTAL
AJC	0	0	0	0	0	0
SHF	0	0	0	0	0	0
PGH	0	0	0	0	0	0
LMI	0	0	0	0	0	0
RAM	0	0	0	0	0	0
JKO	64	1	0	37	0	102
RBR	66	1	0	35	0	102
<b>Sub-Total</b>	<b>130</b>	<b>2</b>	<b>0</b>	<b>72</b>	<b>0</b>	<b>204</b>

HIGHLANDS COUNTY - 12055						
	7	11	12	13	304	TOTAL
AJC	0	0	0	0	0	0
SHF	1	0	0	0	0	1
PGH	1	0	0	3	0	4
LMI	0	0	0	0	0	0
RAM	0	0	0	0	0	0
JKO	0	0	0	0	0	0
RBR	0	0	0	0	0	0
<b>Sub-Total</b>	<b>2</b>	<b>0</b>	<b>0</b>	<b>3</b>	<b>0</b>	<b>5</b>

INDIAN RIVER COUNTY - 12061						
	7	11	12	13	304	TOTAL
AJC	0	0	0	0	0	0
SHF	4	0	0	0	0	4
PGH	4	0	0	2	0	6
LMI	0	0	0	0	0	0
RAM	0	0	0	0	0	0
JKO	0	0	0	0	0	0
RBR	0	0	0	0	0	0
<b>Sub-Total</b>	<b>8</b>	<b>0</b>	<b>0</b>	<b>2</b>	<b>0</b>	<b>10</b>

MARTIN COUNTY - 12085						
	7	11	12	13	304	TOTAL
AJC	0	0	0	0	0	0
SHF	1	0	0	0	0	1
PGH	3	0	0	2	0	5
LMI	0	0	0	0	0	0
RAM	0	0	0	0	0	0
JKO	0	0	0	0	0	0
RBR	0	0	0	0	0	0
<b>Sub-Total</b>	<b>4</b>	<b>0</b>	<b>0</b>	<b>2</b>	<b>0</b>	<b>6</b>

OKEECHOBEE COUNTY - 12093						
	7	11	12	13	304	TOTAL
AJC	0	0	0	0	0	0
SHF	0	0	0	0	0	0
PGH	0	0	0	1	0	1
LMI	0	0	0	0	0	0
RAM	0	0	0	0	0	0
JKO	0	0	0	0	0	0
RBR	0	0	0	0	0	0
<b>Sub-Total</b>	<b>0</b>	<b>0</b>	<b>0</b>	<b>1</b>	<b>0</b>	<b>1</b>

PALM BEACH COUNTY - 12099						
	7	11	12	13	304	TOTAL
AJC	0	0	0	0	0	0
SHF	33	0	0	27	0	60
PGH	28	1	0	3	0	32
LMI	0	0	0	0	0	0
RAM	0	0	0	0	0	0
JKO	0	0	0	0	0	0
RBR	0	0	0	0	0	0
<b>Sub-Total</b>	<b>61</b>	<b>1</b>	<b>0</b>	<b>30</b>	<b>0</b>	<b>92</b>

ST. LUCIE - 12111						
	7	11	12	13	304	TOTAL
AJC	0	0	0	0	0	0
SHF	12	0	0	0	0	12
PGH	7	0	0	3	0	10
LMI	0	0	0	0	0	0
RAM	0	0	0	0	0	0
JKO	0	0	0	0	0	0
RBR	0	0	0	0	0	0
<b>Sub-Total</b>	<b>19</b>	<b>0</b>	<b>0</b>	<b>3</b>	<b>0</b>	<b>22</b>

GRAND TOTAL						
	7	11	12	13	304	TOTAL
	469	5	0	175	0	649

## AUGUST 2006

## CASE FILING SUMMARY BY NATURE OF DEBTOR/DIVISION

CHAPTER	BUSINESS				CONSUMER				TOTAL
	DADE	BROWARD	PALM BCH	DIV. TOTAL	DADE	BROWARD	PALM BCH	DIV. TOTAL	
7	12	9	1	22	233	121	93	447	469
11	1	2	1	4	1	0	0	1	5
12	0	0	0	0	0	0	0	0	0
13	0	0	0	0	62	72	41	175	175
304	0	0	0	0	0	0	0	0	0
<b>TOTAL</b>	<b>13</b>	<b>11</b>	<b>2</b>	<b>26</b>	<b>296</b>	<b>193</b>	<b>134</b>	<b>623</b>	<b>649</b>

## DIVISIONAL BUSINESS CASE FILING SUMMARY

## DADE DIVISION

CHAPTER	AJC	SHF	PGH	LMI	RAM	JKO	RBR	TOTAL
7	4	0	0	4	4	0	0	12
11	0	0	0	1	0	0	0	1
12	0	0	0	0	0	0	0	0
13	0	0	0	0	0	0	0	0
304	0	0	0	0	0	0	0	0
<b>Sub-Total</b>	<b>4</b>	<b>0</b>	<b>0</b>	<b>5</b>	<b>4</b>	<b>0</b>	<b>0</b>	<b>13</b>

## BROWARD DIVISION

CHAPTER	AJC	SHF	PGH	LMI	RAM	JKO	RBR	TOTAL
7	0	0	0	0	0	3	6	9
11	0	0	0	0	0	1	1	2
12	0	0	0	0	0	0	0	0
13	0	0	0	0	0	0	0	0
304	0	0	0	0	0	0	0	0
<b>Sub-Total</b>	<b>0</b>	<b>0</b>	<b>0</b>	<b>0</b>	<b>0</b>	<b>4</b>	<b>7</b>	<b>11</b>

## PALM BEACH DIVISION

CHAPTER	AJC	SHF	PGH	LMI	RAM	JKO	RBR	TOTAL
7	0	1	0	0	0	0	0	1
11	0	0	1	0	0	0	0	1
12	0	0	0	0	0	0	0	0
13	0	0	0	0	0	0	0	0
304	0	0	0	0	0	0	0	0
<b>Sub-Total</b>	<b>0</b>	<b>1</b>	<b>1</b>	<b>0</b>	<b>0</b>	<b>0</b>	<b>0</b>	<b>2</b>
<b>GRAND TOTAL</b>	<b>4</b>	<b>1</b>	<b>1</b>	<b>5</b>	<b>4</b>	<b>4</b>	<b>7</b>	<b>26</b>

## DIVISIONAL CONSUMER CASE FILING SUMMARY

## DADE DIVISION

CHAPTER	AJC	SHF	PGH	LMI	RAM	JKO	RBR	TOTAL
7	75	0	0	79	79	0	0	233
11	0	0	0	0	1	0	0	1
12	0	0	0	0	0	0	0	0
13	12	0	0	42	8	0	0	62
304	0	0	0	0	0	0	0	0
<b>Sub-Total</b>	<b>87</b>	<b>0</b>	<b>0</b>	<b>121</b>	<b>88</b>	<b>0</b>	<b>0</b>	<b>296</b>

## BROWARD DIVISION

CHAPTER	AJC	SHF	PGH	LMI	RAM	JKO	RBR	TOTAL
7	0	0	0	0	0	61	60	121
11	0	0	0	0	0	0	0	0
12	0	0	0	0	0	0	0	0
13	0	0	0	0	0	37	35	72
304	0	0	0	0	0	0	0	0
<b>Sub-Total</b>	<b>0</b>	<b>0</b>	<b>0</b>	<b>0</b>	<b>0</b>	<b>98</b>	<b>95</b>	<b>193</b>

## PALM BEACH DIVISION

CHAPTER	AJC	SHF	PGH	LMI	RAM	JKO	RBR	TOTAL
7	0	46	47	0	0	0	0	93
11	0	0	0	0	0	0	0	0
12	0	0	0	0	0	0	0	0
13	0	1	40	0	0	0	0	41
304	0	0	0	0	0	0	0	0
<b>Sub-Total</b>	<b>0</b>	<b>47</b>	<b>87</b>	<b>0</b>	<b>0</b>	<b>0</b>	<b>0</b>	<b>134</b>
<b>GRAND TOTAL</b>	<b>87</b>	<b>47</b>	<b>87</b>	<b>121</b>	<b>88</b>	<b>98</b>	<b>95</b>	<b>623</b>

CASE FILING SUMMARY BY COUNTY / CONSUMER - BUSINESS

CONSUMERS

DADE COUNTY - 12025						
	7	11	12	13	304	TOTAL
AJC	71	0	0	12	0	83
SHF	0	0	0	0	0	0
PGH	0	0	0	0	0	0
LMI	79	0	0	42	0	121
RAM	77	1	0	8	0	86
JKO	0	0	0	0	0	0
RBR	0	0	0	0	0	0
<b>Sub-Total</b>	<b>227</b>	<b>1</b>	<b>0</b>	<b>62</b>	<b>0</b>	<b>290</b>

MONROE COUNTY - 12087						
	7	11	12	13	304	TOTAL
AJC	4	0	0	0	0	4
SHF	0	0	0	0	0	0
PGH	0	0	0	0	0	0
LMI	0	0	0	0	0	0
RAM	2	0	0	0	0	2
JKO	0	0	0	0	0	0
RBR	0	0	0	0	0	0
<b>Sub-Total</b>	<b>6</b>	<b>0</b>	<b>0</b>	<b>0</b>	<b>0</b>	<b>6</b>

BROWARD COUNTY - 12011						
	7	11	12	13	304	TOTAL
AJC	0	0	0	0	0	0
SHF	0	0	0	0	0	0
PGH	0	0	0	0	0	0
LMI	0	0	0	0	0	0
RAM	0	0	0	0	0	0
JKO	61	0	0	37	0	98
RBR	60	0	0	35	0	95
<b>Sub-Total</b>	<b>121</b>	<b>0</b>	<b>0</b>	<b>72</b>	<b>0</b>	<b>193</b>

HIGHLANDS COUNTY - 12055						
	7	11	12	13	304	TOTAL
AJC	0	0	0	0	0	0
SHF	1	0	0	0	0	1
PGH	1	0	0	3	0	4
LMI	0	0	0	0	0	0
RAM	0	0	0	0	0	0
JKO	0	0	0	0	0	0
RBR	0	0	0	0	0	0
<b>Sub-Total</b>	<b>2</b>	<b>0</b>	<b>0</b>	<b>3</b>	<b>0</b>	<b>5</b>

INDIAN RIVER COUNTY - 12061						
	7	11	12	13	304	TOTAL
AJC	0	0	0	0	0	0
SHF	4	0	0	0	0	4
PGH	4	0	0	2	0	6
LMI	0	0	0	0	0	0
RAM	0	0	0	0	0	0
JKO	0	0	0	0	0	0
RBR	0	0	0	0	0	0
<b>Sub-Total</b>	<b>8</b>	<b>0</b>	<b>0</b>	<b>2</b>	<b>0</b>	<b>10</b>

MARTIN COUNTY - 12085						
	7	11	12	13	304	TOTAL
AJC	0	0	0	0	0	0
SHF	1	0	0	0	0	1
PGH	3	0	0	2	0	5
LMI	0	0	0	0	0	0
RAM	0	0	0	0	0	0
JKO	0	0	0	0	0	0
RBR	0	0	0	0	0	0
<b>Sub-Total</b>	<b>4</b>	<b>0</b>	<b>0</b>	<b>2</b>	<b>0</b>	<b>6</b>

OKEECHOBEE COUNTY - 12093						
	7	11	12	13	304	TOTAL
AJC	0	0	0	0	0	0
SHF	0	0	0	0	0	0
PGH	0	0	0	1	0	1
LMI	0	0	0	0	0	0
RAM	0	0	0	0	0	0
JKO	0	0	0	0	0	0
RBR	0	0	0	0	0	0
<b>Sub-Total</b>	<b>0</b>	<b>0</b>	<b>0</b>	<b>1</b>	<b>0</b>	<b>1</b>

PALM BEACH COUNTY - 12099						
	7	11	12	13	304	TOTAL
AJC	0	0	0	0	0	0
SHF	32	0	0	27	0	59
PGH	28	0	0	3	0	31
LMI	0	0	0	0	0	0
RAM	0	0	0	0	0	0
JKO	0	0	0	0	0	0
RBR	0	0	0	0	0	0
<b>Sub-Total</b>	<b>60</b>	<b>0</b>	<b>0</b>	<b>30</b>	<b>0</b>	<b>90</b>

ST. LUCIE - 12111						
	7	11	12	13	304	TOTAL
AJC	0	0	0	0	0	0
SHF	12	0	0	0	0	12
PGH	7	0	0	3	0	10
LMI	0	0	0	0	0	0
RAM	0	0	0	0	0	0
JKO	0	0	0	0	0	0
RBR	0	0	0	0	0	0
<b>Sub-Total</b>	<b>19</b>	<b>0</b>	<b>0</b>	<b>3</b>	<b>0</b>	<b>22</b>

GRAND TOTAL						
	7	11	12	13	304	TOTAL
	447	1	0	175	0	623

CASE FILING SUMMARY BY COUNTY / CONSUMER - BUSINESS  
BUSINESS

DADE COUNTY - 12025						
	7	11	12	13	304	TOTAL
AJC	4	0	0	0	0	4
SHF	0	0	0	0	0	0
PGH	0	0	0	0	0	0
LMI	4	1	0	0	0	5
RAM	4	0	0	0	0	4
JKO	0	0	0	0	0	0
RBR	0	0	0	0	0	0
<b>Sub-Total</b>	<b>12</b>	<b>1</b>	<b>0</b>	<b>0</b>	<b>0</b>	<b>13</b>

MONROE COUNTY - 12087						
	7	11	12	13	304	TOTAL
AJC	0	0	0	0	0	0
SHF	0	0	0	0	0	0
PGH	0	0	0	0	0	0
LMI	0	0	0	0	0	0
RAM	0	0	0	0	0	0
JKO	0	0	0	0	0	0
RBR	0	0	0	0	0	0
<b>Sub-Total</b>	<b>0</b>	<b>0</b>	<b>0</b>	<b>0</b>	<b>0</b>	<b>0</b>

BROWARD COUNTY - 12011						
	7	11	12	13	304	TOTAL
AJC	0	0	0	0	0	0
SHF	0	0	0	0	0	0
PGH	0	0	0	0	0	0
LMI	0	0	0	0	0	0
RAM	0	0	0	0	0	0
JKO	3	1	0	0	0	4
RBR	6	1	0	0	0	7
<b>Sub-Total</b>	<b>9</b>	<b>2</b>	<b>0</b>	<b>0</b>	<b>0</b>	<b>11</b>

HIGHLANDS COUNTY - 12055						
	7	11	12	13	304	TOTAL
AJC	0	0	0	0	0	0
SHF	0	0	0	0	0	0
PGH	0	0	0	0	0	0
LMI	0	0	0	0	0	0
RAM	0	0	0	0	0	0
JKO	0	0	0	0	0	0
RBR	0	0	0	0	0	0
<b>Sub-Total</b>	<b>0</b>	<b>0</b>	<b>0</b>	<b>0</b>	<b>0</b>	<b>0</b>

INDIAN RIVER COUNTY - 12061						
	7	11	12	13	304	TOTAL
AJC	0	0	0	0	0	0
SHF	0	0	0	0	0	0
PGH	0	0	0	0	0	0
LMI	0	0	0	0	0	0
RAM	0	0	0	0	0	0
JKO	0	0	0	0	0	0
RBR	0	0	0	0	0	0
<b>Sub-Total</b>	<b>0</b>	<b>0</b>	<b>0</b>	<b>0</b>	<b>0</b>	<b>0</b>

MARTIN COUNTY - 12085						
	7	11	12	13	304	TOTAL
AJC	0	0	0	0	0	0
SHF	0	0	0	0	0	0
PGH	0	0	0	0	0	0
LMI	0	0	0	0	0	0
RAM	0	0	0	0	0	0
JKO	0	0	0	0	0	0
RBR	0	0	0	0	0	0
<b>Sub-Total</b>	<b>0</b>	<b>0</b>	<b>0</b>	<b>0</b>	<b>0</b>	<b>0</b>

OKEECHOBEE COUNTY - 12093						
	7	11	12	13	304	TOTAL
AJC	0	0	0	0	0	0
SHF	0	0	0	0	0	0
PGH	0	0	0	0	0	0
LMI	0	0	0	0	0	0
RAM	0	0	0	0	0	0
JKO	0	0	0	0	0	0
RBR	0	0	0	0	0	0
<b>Sub-Total</b>	<b>0</b>	<b>0</b>	<b>0</b>	<b>0</b>	<b>0</b>	<b>0</b>

PALM BEACH COUNTY - 12099						
	7	11	12	13	304	TOTAL
AJC	0	0	0	0	0	0
SHF	1	0	0	0	0	1
PGH	0	1	0	0	0	1
LMI	0	0	0	0	0	0
RAM	0	0	0	0	0	0
JKO	0	0	0	0	0	0
RBR	0	0	0	0	0	0
<b>Sub-Total</b>	<b>1</b>	<b>1</b>	<b>0</b>	<b>0</b>	<b>0</b>	<b>2</b>

ST. LUCIE - 12111						
	7	11	12	13	304	TOTAL
AJC	0	0	0	0	0	0
SHF	0	0	0	0	0	0
PGH	0	0	0	0	0	0
LMI	0	0	0	0	0	0
RAM	0	0	0	0	0	0
JKO	0	0	0	0	0	0
RBR	0	0	0	0	0	0
<b>Sub-Total</b>	<b>0</b>	<b>0</b>	<b>0</b>	<b>0</b>	<b>0</b>	<b>0</b>

GRAND TOTAL						
	7	11	12	13	304	TOTAL
	22	4	0	0	0	26

## 2006 COMPARISON OF BANKRUPTCY FILINGS

12

AJC	CH 7	CH 11	CH 12	CH 13	SEC 304	TOTAL
JAN	53	0	0	24	0	77
FEB	68	0	0	16	0	84
MAR	69	4	0	7	0	80
APR	57	0	0	8	0	65
MAY	94	2	0	10	0	106
JUN	100	2	0	10	0	112
JUL	81	1	0	5	0	87
AUG	79	0	0	12	0	91
SEP	0	0	0	0	0	0
OCT	0	0	0	0	0	0
NOV	0	0	0	0	0	0
DEC	0	0	0	0	0	0
<b>TOTALS</b>	<b>601</b>	<b>9</b>	<b>0</b>	<b>92</b>	<b>0</b>	<b>702</b>

SHF	CH 7	CH 11	CH 12	CH 13	SEC 304	TOTAL
JAN	16	0	0	0	0	16
FEB	18	0	0	0	0	18
MAR	27	0	0	0	0	27
APR	35	3	0	0	0	38
MAY	46	2	0	0	0	48
JUN	44	0	0	0	0	44
JUL	33	0	0	0	0	33
AUG	47	0	0	1	0	48
SEP	0	0	0	0	0	0
OCT	0	0	0	0	0	0
NOV	0	0	0	0	0	0
DEC	0	0	0	0	0	0
<b>TOTALS</b>	<b>266</b>	<b>5</b>	<b>0</b>	<b>1</b>	<b>0</b>	<b>272</b>

PGH	CH 7	CH 11	CH 12	CH 13	SEC 304	TOTAL
JAN	37	1	0	46	0	84
FEB	17	3	0	20	0	40
MAR	31	2	0	36	0	69
APR	34	0	0	32	0	66
MAY	47	2	0	31	0	80
JUN	43	1	0	40	0	84
JUL	32	0	0	41	0	73
AUG	47	1	0	40	0	88
SEP	0	0	0	0	0	0
OCT	0	0	0	0	0	0
NOV	0	0	0	0	0	0
DEC	0	0	0	0	0	0
<b>TOTALS</b>	<b>288</b>	<b>10</b>	<b>0</b>	<b>286</b>	<b>0</b>	<b>584</b>

LMI	CH 7	CH 11	CH 12	CH 13	SEC 304	TOTAL
JAN	0	0	0	0	0	0
FEB	47	2	0	9	0	58
MAR	68	1	0	40	0	109
APR	55	0	0	33	0	88
MAY	97	1	0	53	0	151
JUN	100	4	0	40	0	144
JUL	80	1	0	30	0	111
AUG	83	1	0	42	0	126
SEP	0	0	0	0	0	0
OCT	0	0	0	0	0	0
NOV	0	0	0	0	0	0
DEC	0	0	0	0	0	0
<b>TOTALS</b>	<b>530</b>	<b>10</b>	<b>0</b>	<b>247</b>	<b>0</b>	<b>787</b>

RAM	CH 7	CH 11	CH 12	CH 13	SEC 304	TOTAL
JAN	51	0	0	28	0	79
FEB	65	1	0	13	0	79
MAR	71	1	0	10	0	82
APR	52	0	0	6	0	58
MAY	97	0	0	13	0	110
JUN	102	0	0	7	0	109
JUL	80	0	0	8	0	88
AUG	83	1	0	8	0	92
SEP	0	0	0	0	0	0
OCT	0	0	0	0	0	0
NOV	0	0	0	0	0	0
DEC	0	0	0	0	0	0
<b>TOTALS</b>	<b>601</b>	<b>3</b>	<b>0</b>	<b>93</b>	<b>0</b>	<b>697</b>

JKO	CH 7	CH 11	CH 12	CH 13	SEC 304	TOTAL
JAN	0	0	0	0	0	0
FEB	27	1	0	20	0	48
MAR	40	2	0	30	0	72
APR	56	2	0	30	0	88
MAY	59	0	0	30	0	89
JUN	62	2	0	33	0	97
JUL	57	1	0	21	0	79
AUG	64	1	0	37	0	102
SEP	0	0	0	0	0	0
OCT	0	0	0	0	0	0
NOV	0	0	0	0	0	0
DEC	0	0	0	0	0	0
<b>TOTALS</b>	<b>365</b>	<b>9</b>	<b>0</b>	<b>201</b>	<b>0</b>	<b>575</b>

RBR	CH 7	CH 11	CH 12	CH 13	SEC 304	TOTAL
JAN	18	0	0	21	0	39
FEB	27	2	0	19	0	48
MAR	41	1	0	32	0	74
APR	52	2	0	30	0	84
MAY	62	2	0	28	0	92
JUN	62	1	0	32	0	95
JUL	56	1	0	24	0	81
AUG	66	1	0	35	0	102
SEP	0	0	0	0	0	0
OCT	0	0	0	0	0	0
NOV	0	0	0	0	0	0
DEC	0	0	0	0	0	0
<b>TOTALS</b>	<b>384</b>	<b>10</b>	<b>0</b>	<b>221</b>	<b>0</b>	<b>615</b>

**2006 YEAR-TO-DATE COMPARISON OF BANKRUPTCY CASE FILINGS  
BY JUDGE**

	AJC	SHF	PGH	LMI	RAM	JKO	RBR	TOTAL
JAN	77	16	84	0	79	0	39	295
FEB	84	18	40	58	79	48	48	375
MAR	80	27	69	109	82	72	74	513
APR	65	38	66	88	58	88	84	487
MAY	106	48	80	151	110	89	92	676
JUN	112	44	84	144	109	97	95	685
JUL	87	33	73	111	88	79	81	552
AUG	91	48	88	126	92	102	102	649
SEP	0	0	0	0	0	0	0	0
OCT	0	0	0	0	0	0	0	0
NOV	0	0	0	0	0	0	0	0
DEC	0	0	0	0	0	0	0	0
<b>TOTALS</b>	<b>702</b>	<b>272</b>	<b>584</b>	<b>787</b>	<b>697</b>	<b>575</b>	<b>615</b>	<b>4232</b>
<b>% of Total</b>	<b>16.59</b>	<b>6.43</b>	<b>13.80</b>	<b>18.60</b>	<b>16.47</b>	<b>13.59</b>	<b>14.53</b>	

**2006 YEAR-TO-DATE COMPARISON OF BANKRUPTCY CASE FILINGS  
BY JUDGE/CHAPTER**

	CH 7	CH 11	CH 12	CH 13	SEC 304	TOTAL
AJC	601	9	0	92	0	702
SHF	266	5	0	1	0	272
PGH	288	10	0	286	0	584
LMI	530	10	0	247	0	787
RAM	601	3	0	93	0	697
JKO	365	9	0	201	0	575
RBR	384	10	0	221	0	615
<b>TOTALS</b>	<b>3035</b>	<b>56</b>	<b>0</b>	<b>1141</b>	<b>0</b>	<b>4232</b>

### CALENDAR YEAR-TO-DATE COMPARISON

	ENDING AUG 06	ENDING AUG 05	PERCENT CHANGE
Bankruptcy Case Filings	4232	19853	-78.68
Bankruptcy Case Closings	21127	19543	8.11
Adversary Filings	869	799	8.76
Adversary Closings	1013	933	8.57

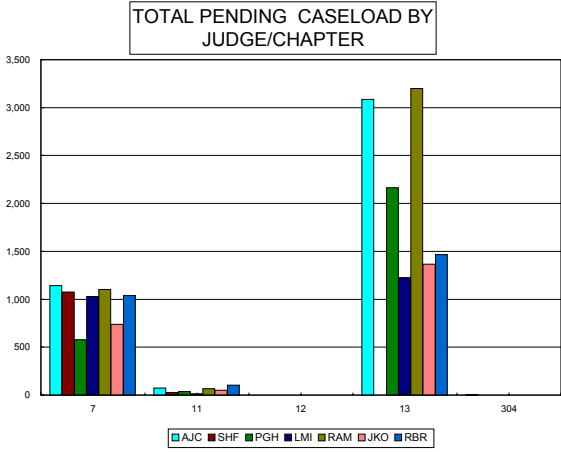
### 12-MONTH/THREE YEAR COMPARISON

	ENDING AUG 06	ENDING AUG 05	ENDING AUG 04	% CHANGE 2006 / 2005	% CHANGE 2006 / 2004
Bankruptcy Case Filings	20282	27765	28303	-26.95	-28.34
Bankruptcy Case Closings	30802	29571	30640	4.16	0.53
Adversary Filings	1397	1230	1497	13.58	-6.68
Adversary Closings	1316	1405	2278	-6.33	-42.23

### MONTHLY COMPARISON

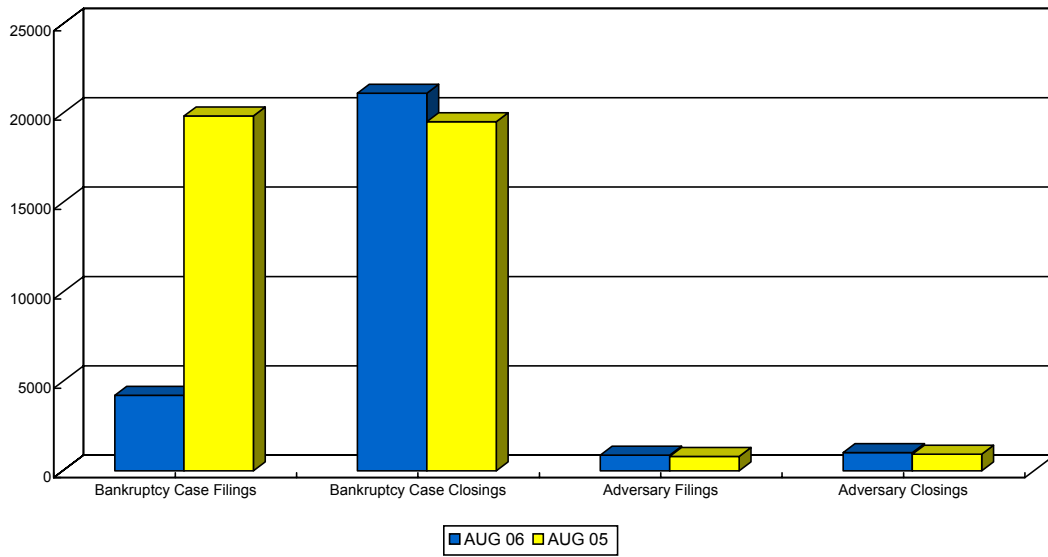
	AUG 06	AUG 05	PERCENT CHANGE
Bankruptcy Case Filings	649	3074	-78.89
Bankruptcy Case Closings	1577	3410	-53.75
Adversary Filings	115	70	64.29
Adversary Closings	71	175	-59.43

*Filings and Closings for Dade Division includes Monroe County  
 Filings and Closings for Palm Beach Division includes Indian River, Highlands, Martin,  
 St. Lucie & Okeechobee Counties*





CALENDAR YEAR-TO-DATE COMPARISON



12-MONTH/THREE YEAR COMPARISON

