


# UNITED STATES BANKRUPTCY COURT

## *SOUTHERN DISTRICT OF FLORIDA*

*51 S.W. 1st Avenue  
Room 1401  
Miami, FL 33130*

*Katherine Gould-Feldman  
Clerk of Court*



## MONTHLY STATISTICAL REPORT

**JULY 2007**

# **MONTHLY STATISTICAL REPORT**

## **TABLE OF CONTENTS**

	<i>page</i>
<i>I. MONTHLY SARD SUMMARY REPORT</i>	<i>2</i>
<i>II. BK CASE FILINGS SUMMARY REPORT</i>	<i>3</i>
<i>III. BK CASE CLOSINGS SUMMARY REPORT</i>	<i>4</i>
<i>IV. AP CASE FILINGS SUMMARY REPORT</i>	<i>3</i>
<i>V. AP CASE CLOSINGS SUMMARY REPORT</i>	<i>4</i>
<i>VI. BK PRO SE CASES FILING SUMMARY REPORT</i>	<i>5</i>
<i>VII. PENDING CASELOAD REPORT BY JUDGE/CHAPTER</i>	<i>6</i>
<i>VIII. DIVISIONAL CASELOAD REPORT</i>	<i>7</i>
<i>IX. CASE FILING BREAKDOWN BY COUNTY</i>	<i>8</i>
<i>X. BREAKDOWN BY NATURE OF DEBTOR</i>	<i>9</i>
<i>XI. BREAKDOWN BY COUNTY / NATURE - CONSUMER</i>	<i>10</i>
<i>XII. BREAKDOWN BY COUNTY / NATURE - BUSINESS</i>	<i>11</i>
<i>XIII. SUMMARIES AND GRAPHS</i>	<i>12 - 16</i>

JULY 2007

2

MONTHLY SARD REPORT SUMMARY

I. BC101 REPORT OF BANKRUPTCY CASES

	AJC	SHF	PGH	LMI	RAM	JKO	RBR	TOTAL
Pending Prior Month	3,311	914	2,507	2,022	3,359	2,002	2,240	16,355
Cases Filed	141	0	234	133	137	150	158	953
Reopened	1	4	1	6	16	2	0	30
Split Cases	0	0	0	0	0	0	0	0
Trans. In	0	0	0	0	0	0	0	0
Reassigned To	2	0	54	4	5	6	2	73
Trans. Out	0	0	0	0	0	1	0	1
Reassigned From	3	60	1	3	5	1	0	73
Cases Closed	209	114	187	142	204	163	209	1,228
Cases Pending	3,243	744	2,608	2,020	3,308	1,995	2,191	16,109

II. BC109 REPORT OF ADVERSARY CASES

	AJC	SHF	PGH	LMI	RAM	JKO	RBR	TOTAL
Pending Prior Month	80	92	57	34	42	168	202	675
Cases Filed	7	0	15	21	7	10	6	66
Trans. In	0	0	0	0	0	0	0	0
Reassigned To	0	0	55	2	0	8	2	67
Cases Reopened	0	0	1	0	0	0	0	1
Cases Closed	3	17	3	8	9	14	5	59
Trans. Out	0	0	0	0	1	0	0	1
Reassigned From	0	67	0	0	0	0	0	67
Cases Pending	84	8	125	49	39	172	205	682

IV. MONTHLY REPORT OF TRIALS AND OTHER ACTIVITY

	Contested Proceedings	Miscellaneous Proceedings	Total Hours in Court
AJC	5	21	26
SHF	4	22	26
PGH	13	7	20
LMI	2	14	16
RAM	31	29	60
JKO	9	2	11
RBR	0	20	20
Total	64	115	179

Cases Summary Report Group By Person Office  
New Filed: 7/1/2007 - 7/31/2007

Judge	Office	Ch7	Ch9	Ch11	Ch12	Ch13	Ch15	304	Total	Adv	Mis
AJC	Miami	108	0	4	1	28	0	0	141	7	0
JKO	Miami	0	0	0	0	1	0	0	1	0	0
LMI	Miami	106	0	0	0	27	0	0	133	21	0
RAM	Miami	108	0	2	0	27	0	0	137	7	0
JKO	Broward	95	0	2	0	52	0	0	149	10	0
RBR	Broward	97	0	4	0	57	0	0	158	6	0
PGH	WPB	161	0	3	0	70	0	0	234	15	0
Total		675	0	15	1	262	0	0	953	66	0

Cases Summary Report Group By Person Office  
Closed: 7/1/2007 - 7/31/2007

Judge	Office	Ch7	Ch9	Ch11	Ch12	Ch13	Ch15	304	Total	Adv	Mis
AJC	Miami	116	0	3	0	90	0	0	209	3	0
LMI	Miami	107	0	0	0	35	0	0	142	8	0
RAM	Miami	110	0	0	0	93	0	1	204	9	0
JKO	Broward	89	0	0	0	74	0	0	163	14	0
RBR	Broward	108	0	1	0	100	0	0	209	5	0
PGH	WPB	83	0	1	0	103	0	0	187	3	0
SHF	WPB	107	0	1	0	6	0	0	114	17	0
Total		720	0	6	0	501	0	1	1228	59	0

Cases Summary Report Group By Person Office  
Pro Se: 07/01/2007 - 07/31/2007

Judge	Office	Ch7	Ch9	Ch11	Ch12	Ch13	Ch15	304	Total	Adv	Mis
AJC	Miami	2	0	1	0	2	0	0	5	0	0
LMI	Miami	1	0	0	0	4	0	0	5	0	0
RAM	Miami	3	0	0	0	6	0	0	9	0	0
JKO	Broward	9	0	1	0	6	0	0	16	0	0
RBR	Broward	11	0	0	0	6	0	0	17	0	0
PGH	WPB	9	0	0	0	3	0	0	12	0	0
Total		35	0	2	0	27	0	0	64	0	0

**PENDING CASELOAD REPORTS BY JUDGE/CHAPTER**  
**JULY 2007**

AJC	7	11	12	13	15	304	TOTALS
Pending Prior Month	1,010	72	0	2,225	0	4	3,311
Cases Filed	108	4	1	28	0	0	141
Reopened	1	0	0	0	0	0	1
Split Cases	0	0	0	0	0	0	0
Transferred In	0	0	0	0	0	0	0
Reassigned To	1	1	0	0	0	0	2
Converted To	2	0	0	0	0	0	2
Transferred Out	0	0	0	0	0	0	0
Reassigned From	0	3	0	0	0	0	3
Converted From	0	0	0	2	0	0	2
Cases Closed	116	3	0	90	0	0	209
<b>Total Pending</b>	<b>1,006</b>	<b>71</b>	<b>1</b>	<b>2,161</b>	<b>0</b>	<b>4</b>	<b>3,243</b>
<b>SHF</b>	<b>7</b>	<b>11</b>	<b>12</b>	<b>13</b>	<b>15</b>	<b>304</b>	<b>TOTALS</b>
Pending Prior Month	738	27	1	148	0	0	914
Cases Filed	0	0	0	0	0	0	0
Reopened	4	0	0	0	0	0	4
Split Cases	0	0	0	0	0	0	0
Transferred In	0	0	0	0	0	0	0
Reassigned To	0	0	0	0	0	0	0
Converted To	4	0	0	0	0	0	4
Transferred Out	0	0	0	0	0	0	0
Reassigned From	54	5	0	1	0	0	60
Converted From	0	1	0	3	0	0	4
Cases Closed	107	1	0	6	0	0	114
<b>Total Pending</b>	<b>585</b>	<b>20</b>	<b>1</b>	<b>138</b>	<b>0</b>	<b>0</b>	<b>744</b>
<b>PGH</b>	<b>7</b>	<b>11</b>	<b>12</b>	<b>13</b>	<b>15</b>	<b>304</b>	<b>TOTALS</b>
Pending Prior Month	595	54	0	1,858	0	0	2,507
Cases Filed	161	3	0	70	0	0	234
Reopened	1	0	0	0	0	0	1
Split Cases	0	0	0	0	0	0	0
Transferred In	0	0	0	0	0	0	0
Reassigned To	48	5	0	1	0	0	54
Converted To	0	0	0	0	0	0	0
Transferred Out	0	0	0	0	0	0	0
Reassigned From	0	0	0	1	0	0	1
Converted From	0	0	0	0	0	0	0
Cases Closed	83	1	0	103	0	0	187
<b>Total Pending</b>	<b>722</b>	<b>61</b>	<b>0</b>	<b>1,825</b>	<b>0</b>	<b>0</b>	<b>2,608</b>
<b>LMI</b>	<b>7</b>	<b>11</b>	<b>12</b>	<b>13</b>	<b>15</b>	<b>304</b>	<b>TOTALS</b>
Pending Prior Month	917	51	0	1,054	0	0	2,022
Cases Filed	106	0	0	27	0	0	133
Reopened	5	0	0	1	0	0	6
Split Cases	0	0	0	0	0	0	0
Transferred In	0	0	0	0	0	0	0
Reassigned To	4	0	0	0	0	0	4
Converted To	0	0	0	0	0	0	0
Transferred Out	0	0	0	0	0	0	0
Reassigned From	2	0	0	1	0	0	3
Converted From	0	0	0	0	0	0	0
Cases Closed	107	0	0	35	0	0	142
<b>Total Pending</b>	<b>923</b>	<b>51</b>	<b>0</b>	<b>1,046</b>	<b>0</b>	<b>0</b>	<b>2,020</b>
<b>RAM</b>	<b>7</b>	<b>11</b>	<b>12</b>	<b>13</b>	<b>15</b>	<b>304</b>	<b>TOTALS</b>
Pending Prior Month	989	59	0	2,306	1	4	3,359
Cases Filed	108	2	0	27	0	0	137
Reopened	12	0	0	4	0	0	16
Split Cases	0	0	0	0	0	0	0
Transferred In	0	0	0	0	0	0	0
Reassigned To	2	3	0	0	0	0	5
Converted To	1	0	0	0	0	0	1
Transferred Out	0	0	0	0	0	0	0
Reassigned From	4	1	0	0	0	0	5
Converted From	0	1	0	0	0	0	1
Cases Closed	110	0	0	93	0	1	204
<b>Total Pending</b>	<b>998</b>	<b>62</b>	<b>0</b>	<b>2,244</b>	<b>1</b>	<b>3</b>	<b>3,308</b>
<b>JKO</b>	<b>7</b>	<b>11</b>	<b>12</b>	<b>13</b>	<b>15</b>	<b>304</b>	<b>TOTALS</b>
Pending Prior Month	712	44	0	1,246	0	0	2,002
Cases Filed	95	2	0	53	0	0	150
Reopened	2	0	0	0	0	0	2
Split Cases	0	0	0	0	0	0	0
Transferred In	0	0	0	0	0	0	0
Reassigned To	4	0	0	2	0	0	6
Converted To	4	0	0	0	0	0	4
Transferred Out	1	0	0	0	0	0	1
Reassigned From	0	0	0	1	0	0	1
Converted From	0	0	0	4	0	0	4
Cases Closed	89	0	0	74	0	0	163
<b>Total Pending</b>	<b>727</b>	<b>46</b>	<b>0</b>	<b>1,222</b>	<b>0</b>	<b>0</b>	<b>1,995</b>
<b>RBR</b>	<b>7</b>	<b>11</b>	<b>12</b>	<b>13</b>	<b>15</b>	<b>304</b>	<b>TOTALS</b>
Pending Prior Month	836	88	0	1,316	0	0	2,240
Cases Filed	96	4	0	58	0	0	158
Reopened	0	0	0	0	0	0	0
Split Cases	0	0	0	0	0	0	0
Transferred In	0	0	0	0	0	0	0
Reassigned To	2	0	0	0	0	0	2
Converted To	7	0	0	0	0	0	7
Transferred Out	0	0	0	0	0	0	0
Reassigned From	0	0	0	0	0	0	0
Converted From	0	0	0	7	0	0	7
Cases Closed	108	1	0	100	0	0	209
<b>Total Pending</b>	<b>833</b>	<b>91</b>	<b>0</b>	<b>1,267</b>	<b>0</b>	<b>0</b>	<b>2,191</b>
<b>GRAND TOTAL:</b>	<b>5,794</b>	<b>402</b>	<b>2</b>	<b>9,903</b>	<b>1</b>	<b>7</b>	<b>16,109</b>

**AJC PENDING CASE SUMMARY**

CHAPTER	DADE DIVISION	BROWARD DIVISION	PALM BEACH DIVISION	TOTAL
7	1,006	0	0	1,006
11	71	0	0	71
12	1	0	0	1
13	2,161	0	0	2,161
15	0	0	0	0
304	4	0	0	4
<b>TOTALS</b>	<b>3,243</b>	<b>0</b>	<b>0</b>	<b>3,243</b>

**SHF PENDING CASE SUMMARY**

CHAPTER	DADE DIVISION	BROWARD DIVISION	PALM BEACH DIVISION	TOTAL
7	0	1	584	585
11	0	0	20	20
12	0	0	1	1
13	0	0	138	138
15	0	0	0	0
304	0	0	0	0
<b>TOTALS</b>	<b>0</b>	<b>1</b>	<b>743</b>	<b>744</b>

**LMI PENDING CASE SUMMARY**

CHAPTER	DADE DIVISION	BROWARD DIVISION	PALM BEACH DIVISION	TOTAL
7	923	0	0	923
11	51	0	0	51
12	0	0	0	0
13	1,046	0	0	1,046
15	0	0	0	0
304	0	0	0	0
<b>TOTALS</b>	<b>2,020</b>	<b>0</b>	<b>0</b>	<b>2,020</b>

**PGH PENDING CASE SUMMARY**

CHAPTER	DADE DIVISION	BROWARD DIVISION	PALM BEACH DIVISION	TOTAL
7	1	1	720	722
11	0	1	60	61
12	0	0	0	0
13	0	0	1,825	1,825
15	0	0	0	0
304	0	0	0	0
<b>TOTALS</b>	<b>1</b>	<b>2</b>	<b>2,605</b>	<b>2,608</b>

**RAM PENDING CASE SUMMARY**

CHAPTER	DADE DIVISION	BROWARD DIVISION	PALM BEACH DIVISION	TOTAL
7	996	0	2	998
11	61	0	1	62
12	0	0	0	0
13	2,244	0	0	2,244
15	1	0	0	1
304	3	0	0	3
<b>TOTALS</b>	<b>3,305</b>	<b>0</b>	<b>3</b>	<b>3,308</b>

**JKO PENDING CASE SUMMARY**

CHAPTER	DADE DIVISION	BROWARD DIVISION	PALM BEACH DIVISION	TOTAL
7	0	723	4	727
11	1	45	0	46
12	0	0	0	0
13	1	1,221	0	1,222
15	0	0	0	0
304	0	0	0	0
<b>TOTALS</b>	<b>2</b>	<b>1,989</b>	<b>4</b>	<b>1,995</b>

**RBR PENDING CASE SUMMARY**

CHAPTER	DADE DIVISION	BROWARD DIVISION	PALM BEACH DIVISION	TOTAL
7	5	826	2	833
11	0	91	0	91
12	0	0	0	0
13	0	1,267	0	1,267
15	0	0	0	0
304	0	0	0	0
<b>TOTALS</b>	<b>5</b>	<b>2,184</b>	<b>2</b>	<b>2,191</b>

<b>DISTRICT TOTALS</b>	<b>8,576</b>	<b>4,176</b>	<b>3,357</b>	<b>16,109</b>
------------------------	--------------	--------------	--------------	---------------



JULY 2007  
CASE FILING SUMMARY BY COUNTY

DADE COUNTY - 12025							
	7	11	12	13	15	304	TOTAL
AJC	106	4	1	28	0	0	139
SHF	0	0	0	0	0	0	0
PGH	0	0	0	0	0	0	0
LMI	106	0	0	27	0	0	133
RAM	106	2	0	27	0	0	135
JKO	0	0	0	1	0	0	1
RBR	0	0	0	0	0	0	0
<b>Sub-Total</b>	<b>318</b>	<b>6</b>	<b>1</b>	<b>83</b>	<b>0</b>	<b>0</b>	<b>408</b>

MONROE COUNTY - 12087								
	7	11	12	13	15	304	TOTAL	
AJC	2	0	0	0	0	0	2	
SHF	0	0	0	0	0	0	0	
PGH	0	0	0	0	0	0	0	
LMI	0	0	0	0	0	0	0	
RAM	2	0	0	0	0	0	2	
JKO	0	0	0	0	0	0	0	
RBR	0	0	0	0	0	0	0	
<b>Sub-Total</b>	<b>4</b>	<b>0</b>	<b>0</b>	<b>0</b>	<b>0</b>	<b>0</b>	<b>4</b>	
							<b>Division</b>	<b>412</b>
							<b>4 Total</b>	<b>412</b>

BROWARD COUNTY - 12011								
	7	11	12	13	15	304	TOTAL	
AJC	0	0	0	0	0	0	0	
SHF	0	0	0	0	0	0	0	
PGH	0	0	0	0	0	0	0	
LMI	0	0	0	0	0	0	0	
RAM	0	0	0	0	0	0	0	
JKO	95	2	0	53	0	0	150	
RBR	96	4	0	57	0	0	157	
<b>Sub-Total</b>	<b>191</b>	<b>6</b>	<b>0</b>	<b>110</b>	<b>0</b>	<b>0</b>	<b>307</b>	
							<b>Division</b>	<b>307</b>
							<b>Total</b>	<b>307</b>

HIGHLANDS COUNTY - 12055							
	7	11	12	13	15	304	TOTAL
AJC	0	0	0	0	0	0	0
SHF	0	0	0	0	0	0	0
PGH	5	0	0	0	0	0	5
LMI	0	0	0	0	0	0	0
RAM	0	0	0	0	0	0	0
JKO	0	0	0	0	0	0	0
RBR	0	0	0	0	0	0	0
<b>Sub-Total</b>	<b>5</b>	<b>0</b>	<b>0</b>	<b>0</b>	<b>0</b>	<b>0</b>	<b>5</b>

INDIAN RIVER COUNTY - 12061							
	7	11	12	13	15	304	TOTAL
AJC	0	0	0	0	0	0	0
SHF	0	0	0	0	0	0	0
PGH	8	0	0	3	0	0	11
LMI	0	0	0	0	0	0	0
RAM	0	0	0	0	0	0	0
JKO	0	0	0	0	0	0	0
RBR	0	0	0	0	0	0	0
<b>Sub-Total</b>	<b>8</b>	<b>0</b>	<b>0</b>	<b>3</b>	<b>0</b>	<b>0</b>	<b>11</b>

MARTIN COUNTY - 12085							
	7	11	12	13	15	304	TOTAL
AJC	0	0	0	0	0	0	0
SHF	0	0	0	0	0	0	0
PGH	8	0	0	5	0	0	13
LMI	0	0	0	0	0	0	0
RAM	0	0	0	0	0	0	0
JKO	0	0	0	0	0	0	0
RBR	0	0	0	0	0	0	0
<b>Sub-Total</b>	<b>8</b>	<b>0</b>	<b>0</b>	<b>5</b>	<b>0</b>	<b>0</b>	<b>13</b>

OKEECHOBEE COUNTY - 12093							
	7	11	12	13	15	304	TOTAL
AJC	0	0	0	0	0	0	0
SHF	0	0	0	0	0	0	0
PGH	3	0	0	4	0	0	7
LMI	0	0	0	0	0	0	0
RAM	0	0	0	0	0	0	0
JKO	0	0	0	0	0	0	0
RBR	0	0	0	0	0	0	0
<b>Sub-Total</b>	<b>3</b>	<b>0</b>	<b>0</b>	<b>4</b>	<b>0</b>	<b>0</b>	<b>7</b>

PALM BEACH COUNTY - 12099							
	7	11	12	13	15	304	TOTAL
AJC	0	0	0	0	0	0	0
SHF	0	0	0	0	0	0	0
PGH	99	3	0	39	0	0	141
LMI	0	0	0	0	0	0	0
RAM	0	0	0	0	0	0	0
JKO	0	0	0	0	0	0	0
RBR	0	0	0	0	0	0	0
<b>Sub-Total</b>	<b>99</b>	<b>3</b>	<b>0</b>	<b>39</b>	<b>0</b>	<b>0</b>	<b>141</b>

ST. LUCIE - 12111								
	7	11	12	13	15	304	TOTAL	
AJC	0	0	0	0	0	0	0	
SHF	0	0	0	0	0	0	0	
PGH	38	0	0	19	0	0	57	
LMI	0	0	0	0	0	0	0	
RAM	0	0	0	0	0	0	0	
JKO	0	0	0	0	0	0	0	
RBR	0	0	0	0	0	0	0	
<b>Sub-Total</b>	<b>38</b>	<b>0</b>	<b>0</b>	<b>19</b>	<b>0</b>	<b>0</b>	<b>57</b>	
							<b>Division</b>	<b>234</b>
							<b>57 Total</b>	<b>234</b>

GRAND TOTAL							
	7	11	12	13	15	304	TOTAL
	674	15	1	263	0	0	953

**JULY 2007**  
**CASE FILING SUMMARY BY NATURE OF DEBTOR/DIVISION**

CHAPTER	BUSINESS				CONSUMER				TOTAL
	DADE	BROWARD	PALM BCH	DIV. TOTAL	DADE	BROWARD	PALM BCH	DIV. TOTAL	
7	15	10	13	38	307	181	148	636	674
11	5	5	3	13	1	1	0	2	15
12	0	0	0	0	0	0	0	0	0
13	1	1	0	2	83	109	70	262	264
15	0	0	0	0	0	0	0	0	0
304	0	0	0	0	0	0	0	0	0
<b>TOTAL</b>	<b>21</b>	<b>16</b>	<b>16</b>	<b>53</b>	<b>391</b>	<b>291</b>	<b>218</b>	<b>900</b>	<b>953</b>

**DIVISIONAL BUSINESS CASE FILING SUMMARY**

**DADE DIVISION**

CHAPTER	AJC	SHF	PGH	LMI	RAM	JKO	RBR	TOTAL
7	4	0	0	6	5	0	0	15
11	3	0	0	0	2	0	0	5
12	0	0	0	0	0	0	0	0
13	1	0	0	0	0	0	0	1
15	0	0	0	0	0	0	0	0
304	0	0	0	0	0	0	0	0
<b>Sub-Total</b>	<b>8</b>	<b>0</b>	<b>0</b>	<b>6</b>	<b>7</b>	<b>0</b>	<b>0</b>	<b>21</b>

**BROWARD DIVISION**

CHAPTER	AJC	SHF	PGH	LMI	RAM	JKO	RBR	TOTAL
7	0	0	0	0	0	5	5	10
11	0	0	0	0	0	1	4	5
12	0	0	0	0	0	0	0	0
13	0	0	0	0	0	0	1	1
15	0	0	0	0	0	0	0	0
304	0	0	0	0	0	0	0	0
<b>Sub-Total</b>	<b>0</b>	<b>0</b>	<b>0</b>	<b>0</b>	<b>0</b>	<b>6</b>	<b>10</b>	<b>16</b>

**PALM BEACH DIVISION**

CHAPTER	AJC	SHF	PGH	LMI	RAM	JKO	RBR	TOTAL
7	0	0	13	0	0	0	0	13
11	0	0	3	0	0	0	0	3
12	0	0	0	0	0	0	0	0
13	0	0	0	0	0	0	0	0
15	0	0	0	0	0	0	0	0
304	0	0	0	0	0	0	0	0
<b>Sub-Total</b>	<b>0</b>	<b>0</b>	<b>16</b>	<b>0</b>	<b>0</b>	<b>0</b>	<b>0</b>	<b>16</b>
<b>GRAND TOTAL</b>	<b>8</b>	<b>0</b>	<b>16</b>	<b>6</b>	<b>7</b>	<b>6</b>	<b>10</b>	<b>53</b>

**DIVISIONAL CONSUMER CASE FILING SUMMARY**

**DADE DIVISION**

CHAPTER	AJC	SHF	PGH	LMI	RAM	JKO	RBR	TOTAL
7	104	0	0	100	103	0	0	307
11	1	0	0	0	0	0	0	1
12	0	0	0	0	0	0	0	0
13	28	0	0	27	27	1	0	83
15	0	0	0	0	0	0	0	0
304	0	0	0	0	0	0	0	0
<b>Sub-Total</b>	<b>133</b>	<b>0</b>	<b>0</b>	<b>127</b>	<b>130</b>	<b>1</b>	<b>0</b>	<b>391</b>

**BROWARD DIVISION**

CHAPTER	AJC	SHF	PGH	LMI	RAM	JKO	RBR	TOTAL
7	0	0	0	0	0	90	91	181
11	0	0	0	0	0	1	0	1
12	0	0	0	0	0	0	0	0
13	0	0	0	0	0	52	57	109
15	0	0	0	0	0	0	0	0
304	0	0	0	0	0	0	0	0
<b>Sub-Total</b>	<b>0</b>	<b>0</b>	<b>0</b>	<b>0</b>	<b>0</b>	<b>143</b>	<b>148</b>	<b>291</b>

**PALM BEACH DIVISION**

CHAPTER	AJC	SHF	PGH	LMI	RAM	JKO	RBR	TOTAL
7	0	0	148	0	0	0	0	148
11	0	0	0	0	0	0	0	0
12	0	0	0	0	0	0	0	0
13	0	0	70	0	0	0	0	70
15	0	0	0	0	0	0	0	0
304	0	0	0	0	0	0	0	0
<b>Sub-Total</b>	<b>0</b>	<b>0</b>	<b>218</b>	<b>0</b>	<b>0</b>	<b>0</b>	<b>0</b>	<b>218</b>
<b>GRAND TOTAL</b>	<b>133</b>	<b>0</b>	<b>218</b>	<b>127</b>	<b>130</b>	<b>144</b>	<b>148</b>	<b>900</b>

CASE FILING SUMMARY BY COUNTY / CONSUMER - BUSINESS

CONSUMERS

DADE COUNTY - 12025

	7	11	12	13	15	304 TOTAL
AJC	102	1	0	28	0	131
SHF	0	0	0	0	0	0
PGH	0	0	0	0	0	0
LMI	100	0	0	27	0	127
RAM	101	0	0	27	0	128
JKO	0	0	0	1	0	1
RBR	0	0	0	0	0	0
<b>Sub-Total</b>	<b>303</b>	<b>1</b>	<b>0</b>	<b>83</b>	<b>0</b>	<b>387</b>

MONROE COUNTY - 12087

	7	11	12	13	15	304 TOTAL
AJC	2	0	0	0	0	2
SHF	0	0	0	0	0	0
PGH	0	0	0	0	0	0
LMI	0	0	0	0	0	0
RAM	2	0	0	0	0	2
JKO	0	0	0	0	0	0
RBR	0	0	0	0	0	0
<b>Sub-Total</b>	<b>4</b>	<b>0</b>	<b>0</b>	<b>0</b>	<b>0</b>	<b>4</b>

Division Total 391

BROWARD COUNTY - 12011

	7	11	12	13	15	304 TOTAL
AJC	0	0	0	0	0	0
SHF	0	0	0	0	0	0
PGH	0	0	0	0	0	0
LMI	0	0	0	0	0	0
RAM	0	0	0	0	0	0
JKO	90	1	0	53	0	144
RBR	91	0	0	56	0	147
<b>Sub-Total</b>	<b>181</b>	<b>1</b>	<b>0</b>	<b>109</b>	<b>0</b>	<b>291</b>

Division Total 291

HIGHLANDS COUNTY - 12055

	7	11	12	13	15	304 TOTAL
AJC	0	0	0	0	0	0
SHF	0	0	0	0	0	0
PGH	4	0	0	0	0	4
LMI	0	0	0	0	0	0
RAM	0	0	0	0	0	0
JKO	0	0	0	0	0	0
RBR	0	0	0	0	0	0
<b>Sub-Total</b>	<b>4</b>	<b>0</b>	<b>0</b>	<b>0</b>	<b>0</b>	<b>4</b>

INDIAN RIVER COUNTY - 12061

	7	11	12	13	15	304 TOTAL
AJC	0	0	0	0	0	0
SHF	0	0	0	0	0	0
PGH	8	0	0	3	0	11
LMI	0	0	0	0	0	0
RAM	0	0	0	0	0	0
JKO	0	0	0	0	0	0
RBR	0	0	0	0	0	0
<b>Sub-Total</b>	<b>8</b>	<b>0</b>	<b>0</b>	<b>3</b>	<b>0</b>	<b>11</b>

MARTIN COUNTY - 12085

	7	11	12	13	15	304 TOTAL
AJC	0	0	0	0	0	0
SHF	0	0	0	0	0	0
PGH	6	0	0	5	0	11
LMI	0	0	0	0	0	0
RAM	0	0	0	0	0	0
JKO	0	0	0	0	0	0
RBR	0	0	0	0	0	0
<b>Sub-Total</b>	<b>6</b>	<b>0</b>	<b>0</b>	<b>5</b>	<b>0</b>	<b>11</b>

OKEECHOBEE COUNTY - 12093

	7	11	12	13	15	304 TOTAL
AJC	0	0	0	0	0	0
SHF	0	0	0	0	0	0
PGH	3	0	0	4	0	7
LMI	0	0	0	0	0	0
RAM	0	0	0	0	0	0
JKO	0	0	0	0	0	0
RBR	0	0	0	0	0	0
<b>Sub-Total</b>	<b>3</b>	<b>0</b>	<b>0</b>	<b>4</b>	<b>0</b>	<b>7</b>

PALM BEACH COUNTY - 12099

	7	11	12	13	15	304 TOTAL
AJC	0	0	0	0	0	0
SHF	0	0	0	0	0	0
PGH	90	0	0	39	0	129
LMI	0	0	0	0	0	0
RAM	0	0	0	0	0	0
JKO	0	0	0	0	0	0
RBR	0	0	0	0	0	0
<b>Sub-Total</b>	<b>90</b>	<b>0</b>	<b>0</b>	<b>39</b>	<b>0</b>	<b>129</b>

ST. LUCIE - 12111

	7	11	12	13	15	304 TOTAL
AJC	0	0	0	0	0	0
SHF	0	0	0	0	0	0
PGH	37	0	0	19	0	56
LMI	0	0	0	0	0	0
RAM	0	0	0	0	0	0
JKO	0	0	0	0	0	0
RBR	0	0	0	0	0	0
<b>Sub-Total</b>	<b>37</b>	<b>0</b>	<b>0</b>	<b>19</b>	<b>0</b>	<b>56</b>

Division Total 218

<b>GRAND TOTAL</b>	<b>636</b>	<b>2</b>	<b>0</b>	<b>262</b>	<b>0</b>	<b>900</b>
--------------------	------------	----------	----------	------------	----------	------------

CASE FILING SUMMARY BY COUNTY / CONSUMER - BUSINESS  
BUSINESS

DADE COUNTY - 12025							
	7	11	12	13	15	304	TOTAL
AJC	4	3	1	0	0	0	8
SHF	0	0	0	0	0	0	0
PGH	0	0	0	0	0	0	0
LMI	6	0	0	0	0	0	6
RAM	5	2	0	0	0	0	7
JKO	0	0	0	0	0	0	0
RBR	0	0	0	0	0	0	0
<b>Sub-Total</b>	<b>15</b>	<b>5</b>	<b>1</b>	<b>0</b>	<b>0</b>	<b>0</b>	<b>21</b>

MONROE COUNTY - 12087							
	7	11	12	13	15	304	TOTAL
AJC	0	0	0	0	0	0	0
SHF	0	0	0	0	0	0	0
PGH	0	0	0	0	0	0	0
LMI	0	0	0	0	0	0	0
RAM	0	0	0	0	0	0	0
JKO	0	0	0	0	0	0	0
RBR	0	0	0	0	0	0	0
<b>Sub-Total</b>	<b>0</b>	<b>0</b>	<b>0</b>	<b>0</b>	<b>0</b>	<b>0</b>	<b>0</b>
							0 Division
							<b>21 Total</b>

BROWARD COUNTY - 12011							
	7	11	12	13	15	304	TOTAL
AJC	0	0	0	0	0	0	0
SHF	0	0	0	0	0	0	0
PGH	0	0	0	0	0	0	0
LMI	0	0	0	0	0	0	0
RAM	0	0	0	0	0	0	0
JKO	5	1	0	0	0	0	6
RBR	5	4	0	1	0	0	10
<b>Sub-Total</b>	<b>10</b>	<b>5</b>	<b>0</b>	<b>1</b>	<b>0</b>	<b>0</b>	<b>16</b>
							16 Division
							<b>16 Total</b>

HIGHLANDS COUNTY - 12055							
	7	11	12	13	15	304	TOTAL
AJC	0	0	0	0	0	0	0
SHF	0	0	0	0	0	0	0
PGH	1	0	0	0	0	0	1
LMI	0	0	0	0	0	0	0
RAM	0	0	0	0	0	0	0
JKO	0	0	0	0	0	0	0
RBR	0	0	0	0	0	0	0
<b>Sub-Total</b>	<b>1</b>	<b>0</b>	<b>0</b>	<b>0</b>	<b>0</b>	<b>0</b>	<b>1</b>

INDIAN RIVER COUNTY - 12061							
	7	11	12	13	15	304	TOTAL
AJC	0	0	0	0	0	0	0
SHF	0	0	0	0	0	0	0
PGH	0	0	0	0	0	0	0
LMI	0	0	0	0	0	0	0
RAM	0	0	0	0	0	0	0
JKO	0	0	0	0	0	0	0
RBR	0	0	0	0	0	0	0
<b>Sub-Total</b>	<b>0</b>	<b>0</b>	<b>0</b>	<b>0</b>	<b>0</b>	<b>0</b>	<b>0</b>

MARTIN COUNTY - 12085							
	7	11	12	13	15	304	TOTAL
AJC	0	0	0	0	0	0	0
SHF	0	0	0	0	0	0	0
PGH	2	0	0	0	0	0	2
LMI	0	0	0	0	0	0	0
RAM	0	0	0	0	0	0	0
JKO	0	0	0	0	0	0	0
RBR	0	0	0	0	0	0	0
<b>Sub-Total</b>	<b>2</b>	<b>0</b>	<b>0</b>	<b>0</b>	<b>0</b>	<b>0</b>	<b>2</b>

OKEECHOBEE COUNTY - 12093							
	7	11	12	13	15	304	TOTAL
AJC	0	0	0	0	0	0	0
SHF	0	0	0	0	0	0	0
PGH	0	0	0	0	0	0	0
LMI	0	0	0	0	0	0	0
RAM	0	0	0	0	0	0	0
JKO	0	0	0	0	0	0	0
RBR	0	0	0	0	0	0	0
<b>Sub-Total</b>	<b>0</b>	<b>0</b>	<b>0</b>	<b>0</b>	<b>0</b>	<b>0</b>	<b>0</b>

PALM BEACH COUNTY - 12099							
	7	11	12	13	15	304	TOTAL
AJC	0	0	0	0	0	0	0
SHF	0	0	0	0	0	0	0
PGH	9	3	0	0	0	0	12
LMI	0	0	0	0	0	0	0
RAM	0	0	0	0	0	0	0
JKO	0	0	0	0	0	0	0
RBR	0	0	0	0	0	0	0
<b>Sub-Total</b>	<b>9</b>	<b>3</b>	<b>0</b>	<b>0</b>	<b>0</b>	<b>0</b>	<b>12</b>

ST. LUCIE - 12111							
	7	11	12	13	15	304	TOTAL
AJC	0	0	0	0	0	0	0
SHF	0	0	0	0	0	0	0
PGH	1	0	0	0	0	0	1
LMI	0	0	0	0	0	0	0
RAM	0	0	0	0	0	0	0
JKO	0	0	0	0	0	0	0
RBR	0	0	0	0	0	0	0
<b>Sub-Total</b>	<b>1</b>	<b>0</b>	<b>0</b>	<b>0</b>	<b>0</b>	<b>0</b>	<b>1</b>
							1 Division
							<b>16 Total</b>

GRAND TOTAL							
	7	11	12	13	15	304	TOTAL
	38	13	1	1	0	0	53

2007 COMPARISON OF BANKRUPTCY FILINGS

AJC	CH 7	CH 11	CH 12	CH 13	CH 15	SEC 304	TOTAL
JAN	74	1	0	10	0	0	85
FEB	73	2	0	26	0	0	101
MAR	96	4	0	33	0	0	133
APR	97	1	0	30	0	0	128
MAY	114	4	0	27	0	0	145
JUN	112	3	0	26	0	0	141
JUL	108	4	1	28	0	0	141
AUG	0	0	0	0	0	0	0
SEP	0	0	0	0	0	0	0
OCT	0	0	0	0	0	0	0
NOV	0	0	0	0	0	0	0
DEC	0	0	0	0	0	0	0
<b>TOTALS</b>	<b>674</b>	<b>19</b>	<b>1</b>	<b>180</b>	<b>0</b>	<b>0</b>	<b>874</b>

SHF	CH 7	CH 11	CH 12	CH 13	CH 15	SEC 304	TOTAL
JAN	46	1	0	0	0	0	47
FEB	54	4	0	1	0	0	59
MAR	79	1	0	38	0	0	118
APR	65	1	1	34	0	0	101
MAY	64	0	0	46	0	0	110
JUN	63	1	0	28	0	0	92
JUL	0	0	0	0	0	0	0
AUG	0	0	0	0	0	0	0
SEP	0	0	0	0	0	0	0
OCT	0	0	0	0	0	0	0
NOV	0	0	0	0	0	0	0
DEC	0	0	0	0	0	0	0
<b>TOTALS</b>	<b>371</b>	<b>8</b>	<b>1</b>	<b>147</b>	<b>0</b>	<b>0</b>	<b>527</b>

PGH	CH 7	CH 11	CH 12	CH 13	CH 15	SEC 304	TOTAL
JAN	41	0	0	63	0	0	104
FEB	52	1	0	74	0	0	127
MAR	78	0	0	40	0	0	118
APR	72	2	0	35	0	0	109
MAY	63	1	0	42	0	0	106
JUN	106	12	0	58	0	0	176
JUL	161	3	0	70	0	0	234
AUG	0	0	0	0	0	0	0
SEP	0	0	0	0	0	0	0
OCT	0	0	0	0	0	0	0
NOV	0	0	0	0	0	0	0
DEC	0	0	0	0	0	0	0
<b>TOTALS</b>	<b>573</b>	<b>19</b>	<b>0</b>	<b>382</b>	<b>0</b>	<b>0</b>	<b>974</b>

LMI	CH 7	CH 11	CH 12	CH 13	CH 15	SEC 304	TOTAL
JAN	76	0	0	55	0	0	131
FEB	73	3	0	27	0	0	103
MAR	96	5	0	37	0	0	138
APR	93	35	0	26	0	0	154
MAY	119	0	0	33	0	0	152
JUN	110	0	0	25	0	0	135
JUL	106	0	0	27	0	0	133
AUG	0	0	0	0	0	0	0
SEP	0	0	0	0	0	0	0
OCT	0	0	0	0	0	0	0
NOV	0	0	0	0	0	0	0
DEC	0	0	0	0	0	0	0
<b>TOTALS</b>	<b>673</b>	<b>43</b>	<b>0</b>	<b>230</b>	<b>0</b>	<b>0</b>	<b>946</b>

RAM	CH 7	CH 11	CH 12	CH 13	CH 15	SEC 304	TOTAL
JAN	73	3	0	10	0	0	86
FEB	74	0	0	24	0	0	98
MAR	97	3	0	34	0	0	134
APR	96	2	0	29	0	0	127
MAY	116	14	0	28	0	0	158
JUN	110	0	0	28	0	0	138
JUL	108	2	0	27	0	0	137
AUG	0	0	0	0	0	0	0
SEP	0	0	0	0	0	0	0
OCT	0	0	0	0	0	0	0
NOV	0	0	0	0	0	0	0
DEC	0	0	0	0	0	0	0
<b>TOTALS</b>	<b>674</b>	<b>24</b>	<b>0</b>	<b>180</b>	<b>0</b>	<b>0</b>	<b>878</b>

JKO	CH 7	CH 11	CH 12	CH 13	CH 15	SEC 304	TOTAL
JAN	57	2	0	51	0	0	110
FEB	61	2	0	42	0	0	105
MAR	89	4	0	57	0	0	150
APR	88	3	0	58	0	0	149
MAY	95	0	0	60	0	0	155
JUN	77	3	0	54	0	0	134
JUL	95	2	0	53	0	0	150
AUG	0	0	0	0	0	0	0
SEP	0	0	0	0	0	0	0
OCT	0	0	0	0	0	0	0
NOV	0	0	0	0	0	0	0
DEC	0	0	0	0	0	0	0
<b>TOTALS</b>	<b>562</b>	<b>16</b>	<b>0</b>	<b>375</b>	<b>0</b>	<b>0</b>	<b>953</b>

RBR	CH 7	CH 11	CH 12	CH 13	CH 15	SEC 304	TOTAL
JAN	61	3	0	45	0	0	109
FEB	63	3	0	41	0	0	107
MAR	90	2	0	56	0	0	148
APR	86	5	0	59	0	0	150
MAY	94	0	0	59	0	0	153
JUN	75	1	0	56	0	0	132
JUL	96	4	0	58	0	0	158
AUG	0	0	0	0	0	0	0
SEP	0	0	0	0	0	0	0
OCT	0	0	0	0	0	0	0
NOV	0	0	0	0	0	0	0
DEC	0	0	0	0	0	0	0
<b>TOTALS</b>	<b>565</b>	<b>18</b>	<b>0</b>	<b>374</b>	<b>0</b>	<b>0</b>	<b>957</b>

**2007 YEAR-TO-DATE COMPARISON OF BANKRUPTCY CASE FILINGS  
BY JUDGE**

	AJC	SHF	PGH	LMI	RAM	JKO	RBR	TOTAL
JAN	85	47	104	131	86	110	109	672
FEB	101	59	127	103	98	105	107	700
MAR	133	118	118	138	134	150	148	939
APR	128	101	109	154	127	149	150	918
MAY	145	110	106	152	158	155	153	979
JUN	141	92	176	135	138	134	132	948
JUL	141	0	234	133	137	150	158	953
AUG	0	0	0	0	0	0	0	0
SEP	0	0	0	0	0	0	0	0
OCT	0	0	0	0	0	0	0	0
NOV	0	0	0	0	0	0	0	0
DEC	0	0	0	0	0	0	0	0
<b>TOTALS</b>	<b>874</b>	<b>527</b>	<b>974</b>	<b>946</b>	<b>878</b>	<b>953</b>	<b>957</b>	<b>6109</b>
<b>% of Total</b>	<b>14.31</b>	<b>8.63</b>	<b>15.94</b>	<b>15.49</b>	<b>14.37</b>	<b>15.60</b>	<b>15.67</b>	

**2007 YEAR-TO-DATE COMPARISON OF BANKRUPTCY CASE FILINGS  
BY JUDGE/CHAPTER**

	CH 7	CH 11	CH 12	CH 13	CH 15	SEC 304	TOTAL
AJC	674	19	1	180	0	0	874
SHF	371	8	1	147	0	0	527
PGH	573	19	0	382	0	0	974
LMI	673	43	0	230	0	0	946
RAM	674	24	0	180	0	0	878
JKO	562	16	0	375	0	0	953
RBR	565	18	0	374	0	0	957
<b>TOTALS</b>	<b>4092</b>	<b>147</b>	<b>2</b>	<b>1868</b>	<b>0</b>	<b>0</b>	<b>6109</b>

### CALENDAR YEAR-TO-DATE COMPARISON

	ENDING JUL 07	ENDING JUL 06	PERCENT CHANGE
Bankruptcy Case Filings	6109	3583	70.50
Bankruptcy Case Closings	8115	19550	-58.49
Adversary Filings	585	754	-22.41
Adversary Closings	589	942	-37.47

### 12-MONTH/THREE YEAR COMPARISON

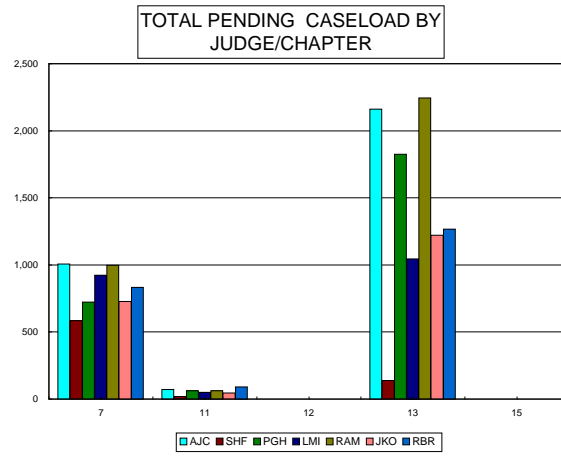
	ENDING JUL 07	ENDING JUL 06	ENDING JUL 05	% CHANGE 2007 / 2006	% CHANGE 2007 / 2005
Bankruptcy Case Filings	9562	22707	26929	-57.89	-64.49
Bankruptcy Case Closings	14508	32635	28676	-55.54	-49.41
Adversary Filings	988	1352	1264	-26.92	-21.84
Adversary Closings	1100	1420	1330	-22.54	-17.29

### MONTHLY COMPARISON

	JUL 07	JUL 06	PERCENT CHANGE
Bankruptcy Case Filings	953	552	72.64
Bankruptcy Case Closings	1228	1098	11.84
Adversary Filings	66	101	-34.65
Adversary Closings	59	66	-10.61

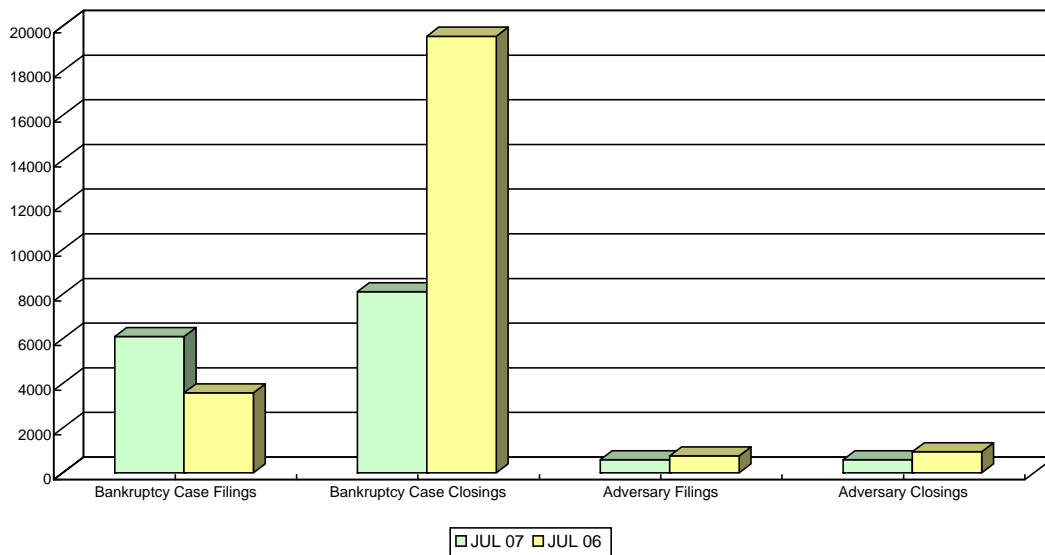
*Filings and Closings for Dade Division includes Monroe County*

*Filings and Closings for Palm Beach Division includes Indian River, Highlands, Martin,  
St. Lucie & Okeechobee Counties*





CALENDAR YEAR-TO-DATE COMPARISON



12-MONTH/THREE YEAR COMPARISON

