


UNITED STATES BANKRUPTCY COURT

SOUTHERN DISTRICT OF FLORIDA

*51 S.W. 1st Avenue
Room 1401
Miami, FL 33130*

*Karen Eddy
Clerk of Court*



MONTHLY STATISTICAL REPORT

JULY 2006

MONTHLY STATISTICAL REPORT

TABLE OF CONTENTS

	<i>page</i>
<i>I. MONTHLY SARD SUMMARY REPORT</i>	<i>2</i>
<i>II. BK CASE FILINGS SUMMARY REPORT</i>	<i>3</i>
<i>III. BK CASE CLOSINGS SUMMARY REPORT</i>	<i>4</i>
<i>IV. AP CASE FILINGS SUMMARY REPORT</i>	<i>3</i>
<i>V. AP CASE CLOSINGS SUMMARY REPORT</i>	<i>4</i>
<i>VI. BK PRO SE CASES FILING SUMMARY REPORT</i>	<i>5</i>
<i>VII. PENDING CASELOAD REPORT BY JUDGE/CHAPTER</i>	<i>6</i>
<i>VIII. DIVISIONAL CASELOAD REPORT</i>	<i>7</i>
<i>IX. CASE FILING BREAKDOWN BY COUNTY</i>	<i>8</i>
<i>X. BREAKDOWN BY NATURE OF DEBTOR</i>	<i>9</i>
<i>XI. BREAKDOWN BY COUNTY / NATURE - CONSUMER</i>	<i>10</i>
<i>XII. BREAKDOWN BY COUNTY / NATURE - BUSINESS</i>	<i>11</i>
<i>XIII. SUMMARIES AND GRAPHS</i>	<i>12 - 16</i>

JULY 2006
MONTHLY SARD REPORT SUMMARY

I. BC101 REPORT OF BANKRUPTCY CASES

	AJC	SHF	PGH	LMI	RAM	JKO	RBR	TOTAL
Pending Prior Month	4,727	1,226	2,870	2,384	4,788	2,218	2,723	20,936
Cases Filed	87	32	73	111	87	79	81	550
Reopened	15	5	2	5	16	5	9	57
Split Cases	0	0	0	0	1	0	0	1
Trans. In	1	1	0	0	0	0	0	2
Reassigned To	0	0	2	0	0	0	0	2
Trans. Out	0	0	0	0	0	0	0	0
Reassigned From	0	2	0	0	0	0	0	2
Cases Closed	246	92	108	145	256	108	143	1,098
Cases Pending	4,584	1,170	2,839	2,355	4,636	2,194	2,670	20,448

II. BC109 REPORT OF ADVERSARY CASES

	AJC	SHF	PGH	LMI	RAM	JKO	RBR	TOTAL
Pending Prior Month	81	131	73	76	115	146	116	738
Cases Filed	3	11	53	2	11	10	11	101
Trans. In	0	0	0	0	0	0	0	0
Reassigned To	0	0	0	0	0	0	1	1
Cases Reopened	0	1	0	0	0	1	0	2
Cases Closed	7	6	3	18	14	4	14	66
Trans. Out	0	0	0	0	0	0	0	0
Reassigned From	0	0	0	0	0	1	0	1
Cases Pending	77	137	123	60	112	152	114	775

IV. MONTHLY REPORT OF TRIALS AND OTHER ACTIVITY

	Contested Proceedings	Miscellaneous Proceedings	Total Hours in Court
AJC	3	32	35
SHF	9	24	33
PGH	1	11	12
LMI	4	19	23
RAM	15	27	42
JKO	12	15	27
RBR	13	13	26
Total	57	141	198

Cases Summary Report Group By Person Office
Open: 7/1/2006 - 7/31/2006

Judge	Office	Ch7	Ch9	Ch11	Ch12	Ch13	304	Total	Adv	Mis
AJC	Miami	81	0	1	0	5	0	87	3	0
LMI	Miami	80	0	1	0	30	0	111	2	0
RAM	Miami	79	0	0	0	8	0	87	11	1
JKO	Broward	57	0	1	0	21	0	79	10	0
RBR	Broward	56	0	1	0	24	0	81	11	0
PGH	WPB	32	0	0	0	41	0	73	53	0
SHF	WPB	32	0	0	0	0	0	32	11	0
Total		417	0	4	0	129	0	550	101	1

1 split

1 transfer In

552

Cases Summary Report Group By Person Office
 Closed: 7/1/2006 - 7/31/2006

Judge	Office	Ch7	Ch9	Ch11	Ch12	Ch13	304	Total	Adv	Mis
-----	-----	-----	-----	-----	-----	-----	-----	-----	-----	-----
AJC	Miami	89	0	2	1	154	0	246	7	0
LMI	Miami	64	0	2	0	79	0	145	18	0
RAM	Miami	75	0	1	0	180	0	256	14	0
RBR	Miami	1	0	0	0	0	0	1	0	0
JKO	Broward	50	0	2	0	56	0	108	4	0
RBR	Broward	95	0	0	0	47	0	142	14	0
PGH	WPB	40	0	0	0	68	0	108	3	0
SHF	WPB	92	0	0	0	0	0	92	6	0
Total		506	0	7	1	584	0	1098	66	0

Cases Summary Report Group By Person Office
Pro Se: 07/01/2006 - 07/31/2006

Judge	Office	Ch7	Ch9	Ch11	Ch12	Ch13	304	Total	Adv	Mis
AJC	Miami	1	0	0	0	2	0	3	0	0
LMI	Miami	1	0	0	0	5	0	6	0	0
RAM	Miami	2	0	0	0	1	0	3	0	0
JKO	Broward	3	0	0	0	0	0	3	0	0
RBR	Broward	7	0	1	0	1	0	9	1	0
PGH	WPB	3	0	0	0	5	0	8	0	0
SHF	WPB	2	0	0	0	0	0	2	0	0
Total		19	0	1	0	14	0	34	1	0

PENDING CASELOAD REPORTS BY JUDGE/CHAPTER
JULY 2006

AJC	7	11	12	13	304	ACT	TOTALS
Pending Prior Month	1,178	73	1	3,471	4	0	4,727
Cases Filed	81	1	0	5	0	0	87
Reopened	9	0	0	6	0	0	15
Split Cases	0	0	0	0	0	0	0
Transferred In	1	0	0	0	0	0	1
Reassigned To	0	0	0	0	0	0	0
Converted To	1	0	0	0	0	0	1
Transferred Out	0	0	0	0	0	0	0
Reassigned From	0	0	0	0	0	0	0
Converted From	0	0	0	1	0	0	1
Cases Closed	89	2	1	154	0	0	246
Total Pending	1,181	72	0	3,327	4	0	4,584
SHF	7	11	12	13	304	ACT	TOTALS
Pending Prior Month	1,198	28	0	0	0	0	1,226
Cases Filed	32	0	0	0	0	0	32
Reopened	5	0	0	0	0	0	5
Split Cases	0	0	0	0	0	0	0
Transferred In	1	0	0	0	0	0	1
Reassigned To	0	0	0	0	0	0	0
Converted To	0	0	0	2	0	0	2
Transferred Out	0	0	0	0	0	0	0
Reassigned From	0	0	0	2	0	0	2
Converted From	2	0	0	0	0	0	2
Cases Closed	92	0	0	0	0	0	92
Total Pending	1,142	28	0	0	0	0	1,170
PGH	7	11	12	13	304	ACT	TOTALS
Pending Prior Month	599	37	0	2,234	0	0	2,870
Cases Filed	32	0	0	41	0	0	73
Reopened	1	0	0	1	0	0	2
Split Cases	0	0	0	0	0	0	0
Transferred In	0	0	0	0	0	0	0
Reassigned To	0	0	0	2	0	0	2
Converted To	3	0	0	0	0	0	3
Transferred Out	0	0	0	0	0	0	0
Reassigned From	0	0	0	0	0	0	0
Converted From	0	0	0	3	0	0	3
Cases Closed	40	0	0	68	0	0	108
Total Pending	595	37	0	2,207	0	0	2,839
LMI	7	11	12	13	304	ACT	TOTALS
Pending Prior Month	1,022	15	0	1,347	0	0	2,384
Cases Filed	80	1	0	30	0	0	111
Reopened	4	0	0	1	0	0	5
Split Cases	0	0	0	0	0	0	0
Transferred In	0	0	0	0	0	0	0
Reassigned To	0	0	0	0	0	0	0
Converted To	0	0	0	1	0	0	1
Transferred Out	0	0	0	0	0	0	0
Reassigned From	0	0	0	0	0	0	0
Converted From	1	0	0	0	0	0	1
Cases Closed	64	2	0	79	0	0	145
Total Pending	1,041	14	0	1,300	0	0	2,355
RAM	7	11	12	13	304	ACT	TOTALS
Pending Prior Month	1,116	69	0	3,599	4	0	4,788
Cases Filed	79	0	0	8	0	0	87
Reopened	10	0	0	6	0	0	16
Split Cases	1	0	0	0	0	0	1
Transferred In	0	0	0	0	0	0	0
Reassigned To	0	0	0	0	0	0	0
Converted To	2	0	0	0	0	0	2
Transferred Out	0	0	0	0	0	0	0
Reassigned From	0	0	0	0	0	0	0
Converted From	0	1	0	1	0	0	2
Cases Closed	75	1	0	180	0	0	256
Total Pending	1,133	67	0	3,432	4	0	4,636
JKO	7	11	12	13	304	ACT	TOTALS
Pending Prior Month	738	52	0	1,428	0	0	2,218
Cases Filed	57	1	0	21	0	0	79
Reopened	4	0	0	1	0	0	5
Split Cases	0	0	0	0	0	0	0
Transferred In	0	0	0	0	0	0	0
Reassigned To	0	0	0	0	0	0	0
Converted To	0	0	0	0	0	0	0
Transferred Out	0	0	0	0	0	0	0
Reassigned From	0	0	0	0	0	0	0
Converted From	0	0	0	0	0	0	0
Cases Closed	50	2	0	56	0	0	108
Total Pending	749	51	0	1,394	0	0	2,194
RBR	7	11	12	13	304	ACT	TOTALS
Pending Prior Month	1,093	101	0	1,529	0	0	2,723
Cases Filed	56	1	0	24	0	0	81
Reopened	8	0	0	1	0	0	9
Split Cases	0	0	0	0	0	0	0
Transferred In	0	0	0	0	0	0	0
Reassigned To	0	0	0	0	0	0	0
Converted To	1	0	0	0	0	0	1
Transferred Out	0	0	0	0	0	0	0
Reassigned From	0	0	0	0	0	0	0
Converted From	0	0	0	1	0	0	1
Cases Closed	96	0	0	47	0	0	143
Total Pending	1,062	102	0	1,506	0	0	2,670
GRAND TOTAL:	6,903	371	0	13,166	8	0	20,448

AJC PENDING CASE SUMMARY

CHAPTER	DADE DIVISION	BROWARD DIVISION	PALM BEACH DIVISION	TOTAL
7	1,181	0	0	1,181
11	70	2	0	72
12	0	0	0	0
13	3,327	0	0	3,327
304	4	0	0	4
TOTALS	4,582	2	0	4,584

SHF PENDING CASE SUMMARY

CHAPTER	DADE DIVISION	BROWARD DIVISION	PALM BEACH DIVISION	TOTAL
7	0	0	1,142	1,142
11	0	0	28	28
12	0	0	0	0
13	0	0	0	0
304	0	0	0	0
TOTALS	0	0	1,170	1,170

LMI PENDING CASE SUMMARY

CHAPTER	DADE DIVISION	BROWARD DIVISION	PALM BEACH DIVISION	TOTAL
7	1,041	0	0	1,041
11	14	0	0	14
12	0	0	0	0
13	1,300	0	0	1,300
304	0	0	0	0
TOTALS	2,355	0	0	2,355

PGH PENDING CASE SUMMARY

CHAPTER	DADE DIVISION	BROWARD DIVISION	PALM BEACH DIVISION	TOTAL
7	1	0	594	595
11	0	3	34	37
12	0	0	0	0
13	0	0	2,207	2,207
304	0	0	0	0
TOTALS	1	3	2,835	2,839

RAM PENDING CASE SUMMARY

CHAPTER	DADE DIVISION	BROWARD DIVISION	PALM BEACH DIVISION	TOTAL
7	1,131	0	2	1,133
11	66	0	1	67
12	0	0	0	0
13	3,432	0	0	3,432
304	4	0	0	4
TOTALS	4,633	0	3	4,636

JKO PENDING CASE SUMMARY

CHAPTER	DADE DIVISION	BROWARD DIVISION	PALM BEACH DIVISION	TOTAL
7	0	749	0	749
11	0	51	0	51
12	0	0	0	0
13	1	1,393	0	1,394
304	0	0	0	0
TOTALS	1	2,193	0	2,194

RBR PENDING CASE SUMMARY

CHAPTER	DADE DIVISION	BROWARD DIVISION	PALM BEACH DIVISION	TOTAL
7	15	1,047	0	1,062
11	0	102	0	102
12	0	0	0	0
13	0	1,506	0	1,506
304	0	0	0	0
TOTALS	15	2,655	0	2,670

DISTRICT TOTALS	11,587	4,853	4,008	20,448
------------------------	---------------	--------------	--------------	---------------

CASE FILING SUMMARY BY COUNTY

DADE COUNTY - 12025						
	7	11	12	13	304	TOTAL
AJC	77	1	0	5	0	83
SHF	0	0	0	0	0	0
PGH	0	0	0	0	0	0
LMI	79	1	0	30	0	110
RAM	80	0	0	8	0	88
JKO	0	0	0	0	0	0
RBR	0	0	0	0	0	0
Sub-Total	236	2	0	43	0	281

MONROE COUNTY - 12087						
	7	11	12	13	304	TOTAL
AJC	4	0	0	0	0	4
SHF	0	0	0	0	0	0
PGH	0	0	0	0	0	0
LMI	1	0	0	0	0	1
RAM	0	0	0	0	0	0
JKO	0	0	0	0	0	0
RBR	0	0	0	0	0	0
Sub-Total	5	0	0	0	0	5

BROWARD COUNTY - 12011						
	7	11	12	13	304	TOTAL
AJC	0	0	0	0	0	0
SHF	0	0	0	0	0	0
PGH	0	0	0	0	0	0
LMI	0	0	0	0	0	0
RAM	0	0	0	0	0	0
JKO	57	1	0	21	0	79
RBR	56	1	0	24	0	81
Sub-Total	113	2	0	45	0	160

HIGHLANDS COUNTY - 12055						
	7	11	12	13	304	TOTAL
AJC	0	0	0	0	0	0
SHF	0	0	0	0	0	0
PGH	5	0	0	2	0	7
LMI	0	0	0	0	0	0
RAM	0	0	0	0	0	0
JKO	0	0	0	0	0	0
RBR	0	0	0	0	0	0
Sub-Total	5	0	0	2	0	7

INDIAN RIVER COUNTY - 12061						
	7	11	12	13	304	TOTAL
AJC	0	0	0	0	0	0
SHF	0	0	0	0	0	0
PGH	1	0	0	1	0	2
LMI	0	0	0	0	0	0
RAM	0	0	0	0	0	0
JKO	0	0	0	0	0	0
RBR	0	0	0	0	0	0
Sub-Total	1	0	0	1	0	2

MARTIN COUNTY - 12085						
	7	11	12	13	304	TOTAL
AJC	0	0	0	0	0	0
SHF	2	0	0	0	0	2
PGH	1	0	0	2	0	3
LMI	0	0	0	0	0	0
RAM	0	0	0	0	0	0
JKO	0	0	0	0	0	0
RBR	0	0	0	0	0	0
Sub-Total	3	0	0	2	0	5

OKEECHOBEE COUNTY - 12093						
	7	11	12	13	304	TOTAL
AJC	0	0	0	0	0	0
SHF	1	0	0	0	0	1
PGH	0	0	0	2	0	2
LMI	0	0	0	0	0	0
RAM	0	0	0	0	0	0
JKO	0	0	0	0	0	0
RBR	0	0	0	0	0	0
Sub-Total	1	0	0	2	0	3

PALM BEACH COUNTY - 12099						
	7	11	12	13	304	TOTAL
AJC	0	0	0	0	0	0
SHF	27	0	0	0	0	27
PGH	16	0	0	27	0	43
LMI	0	0	0	0	0	0
RAM	0	0	0	0	0	0
JKO	0	0	0	0	0	0
RBR	0	0	0	0	0	0
Sub-Total	43	0	0	27	0	70

ST. LUCIE - 12111						
	7	11	12	13	304	TOTAL
AJC	0	0	0	0	0	0
SHF	4	0	0	0	0	4
PGH	8	0	0	7	0	15
LMI	0	0	0	0	0	0
RAM	0	0	0	0	0	0
JKO	0	0	0	0	0	0
RBR	0	0	0	0	0	0
Sub-Total	12	0	0	7	0	19

GRAND TOTAL						
	7	11	12	13	304	TOTAL
	419	4	0	129	0	552

JULY 2006

CASE FILING SUMMARY BY NATURE OF DEBTOR/DIVISION

CHAPTER	BUSINESS				CONSUMER				TOTAL
	DADE	BROWARD	PALM BCH	DIV. TOTAL	DADE	BROWARD	PALM BCH	DIV. TOTAL	
7	15	10	1	26	226	103	64	393	419
11	1	2	0	3	1	0	0	1	4
12	0	0	0	0	0	0	0	0	0
13	1	0	0	1	42	45	41	128	129
304	0	0	0	0	0	0	0	0	0
TOTAL	17	12	1	30	269	148	105	522	552

DIVISIONAL BUSINESS CASE FILING SUMMARY

DADE DIVISION

CHAPTER	AJC	SHF	PGH	LMI	RAM	JKO	RBR	TOTAL
7	3	0	0	6	6	0	0	15
11	1	0	0	0	0	0	0	1
12	0	0	0	0	0	0	0	0
13	0	0	0	1	0	0	0	1
304	0	0	0	0	0	0	0	0
Sub-Total	4	0	0	7	6	0	0	17

BROWARD DIVISION

CHAPTER	AJC	SHF	PGH	LMI	RAM	JKO	RBR	TOTAL
7	0	0	0	0	0	5	5	10
11	0	0	0	0	0	1	1	2
12	0	0	0	0	0	0	0	0
13	0	0	0	0	0	0	0	0
304	0	0	0	0	0	0	0	0
Sub-Total	0	0	0	0	0	6	6	12

PALM BEACH DIVISION

CHAPTER	AJC	SHF	PGH	LMI	RAM	JKO	RBR	TOTAL
7	0	0	1	0	0	0	0	1
11	0	0	0	0	0	0	0	0
12	0	0	0	0	0	0	0	0
13	0	0	0	0	0	0	0	0
304	0	0	0	0	0	0	0	0
Sub-Total	0	0	1	0	0	0	0	1
GRAND TOTAL	4	0	1	7	6	6	6	30

DIVISIONAL CONSUMER CASE FILING SUMMARY

DADE DIVISION

CHAPTER	AJC	SHF	PGH	LMI	RAM	JKO	RBR	TOTAL
7	78	0	0	74	74	0	0	226
11	0	0	0	1	0	0	0	1
12	0	0	0	0	0	0	0	0
13	5	0	0	29	8	0	0	42
304	0	0	0	0	0	0	0	0
Sub-Total	83	0	0	104	82	0	0	269

BROWARD DIVISION

CHAPTER	AJC	SHF	PGH	LMI	RAM	JKO	RBR	TOTAL
7	0	0	0	0	0	52	51	103
11	0	0	0	0	0	0	0	0
12	0	0	0	0	0	0	0	0
13	0	0	0	0	0	21	24	45
304	0	0	0	0	0	0	0	0
Sub-Total	0	0	0	0	0	73	75	148

PALM BEACH DIVISION

CHAPTER	AJC	SHF	PGH	LMI	RAM	JKO	RBR	TOTAL
7	0	33	31	0	0	0	0	64
11	0	0	0	0	0	0	0	0
12	0	0	0	0	0	0	0	0
13	0	0	41	0	0	0	0	41
304	0	0	0	0	0	0	0	0
Sub-Total	0	33	72	0	0	0	0	105
GRAND TOTAL	83	33	72	104	82	73	75	522

CASE FILING SUMMARY BY COUNTY / CONSUMER - BUSINESS

CONSUMERS

DADE COUNTY - 12025						
	7	11	12	13	304	TOTAL
AJC	74	0	0	5	0	79
SHF	0	0	0	0	0	0
PGH	0	0	0	0	0	0
LMI	73	1	0	29	0	103
RAM	74	0	0	8	0	82
JKO	0	0	0	0	0	0
RBR	0	0	0	0	0	0
Sub-Total	221	1	0	42	0	264

MONROE COUNTY - 12087						
	7	11	12	13	304	TOTAL
AJC	4	0	0	0	0	4
SHF	0	0	0	0	0	0
PGH	0	0	0	0	0	0
LMI	1	0	0	0	0	1
RAM	0	0	0	0	0	0
JKO	0	0	0	0	0	0
RBR	0	0	0	0	0	0
Sub-Total	5	0	0	0	0	5

BROWARD COUNTY - 12011						
	7	11	12	13	304	TOTAL
AJC	0	0	0	0	0	0
SHF	0	0	0	0	0	0
PGH	0	0	0	0	0	0
LMI	0	0	0	0	0	0
RAM	0	0	0	0	0	0
JKO	52	0	0	21	0	73
RBR	51	0	0	24	0	75
Sub-Total	103	0	0	45	0	148

HIGHLANDS COUNTY - 12055						
	7	11	12	13	304	TOTAL
AJC	0	0	0	0	0	0
SHF	0	0	0	0	0	0
PGH	5	0	0	2	0	7
LMI	0	0	0	0	0	0
RAM	0	0	0	0	0	0
JKO	0	0	0	0	0	0
RBR	0	0	0	0	0	0
Sub-Total	5	0	0	2	0	7

INDIAN RIVER COUNTY - 12061						
	7	11	12	13	304	TOTAL
AJC	0	0	0	0	0	0
SHF	0	0	0	0	0	0
PGH	1	0	0	1	0	2
LMI	0	0	0	0	0	0
RAM	0	0	0	0	0	0
JKO	0	0	0	0	0	0
RBR	0	0	0	0	0	0
Sub-Total	1	0	0	1	0	2

MARTIN COUNTY - 12085						
	7	11	12	13	304	TOTAL
AJC	0	0	0	0	0	0
SHF	2	0	0	0	0	2
PGH	1	0	0	2	0	3
LMI	0	0	0	0	0	0
RAM	0	0	0	0	0	0
JKO	0	0	0	0	0	0
RBR	0	0	0	0	0	0
Sub-Total	3	0	0	2	0	5

OKEECHOBEE COUNTY - 12093						
	7	11	12	13	304	TOTAL
AJC	0	0	0	0	0	0
SHF	1	0	0	0	0	1
PGH	0	0	0	2	0	2
LMI	0	0	0	0	0	0
RAM	0	0	0	0	0	0
JKO	0	0	0	0	0	0
RBR	0	0	0	0	0	0
Sub-Total	1	0	0	2	0	3

PALM BEACH COUNTY - 12099						
	7	11	12	13	304	TOTAL
AJC	0	0	0	0	0	0
SHF	27	0	0	0	0	27
PGH	15	0	0	27	0	42
LMI	0	0	0	0	0	0
RAM	0	0	0	0	0	0
JKO	0	0	0	0	0	0
RBR	0	0	0	0	0	0
Sub-Total	42	0	0	27	0	69

ST. LUCIE - 12111						
	7	11	12	13	304	TOTAL
AJC	0	0	0	0	0	0
SHF	4	0	0	0	0	4
PGH	8	0	0	7	0	15
LMI	0	0	0	0	0	0
RAM	0	0	0	0	0	0
JKO	0	0	0	0	0	0
RBR	0	0	0	0	0	0
Sub-Total	12	0	0	7	0	19

GRAND TOTAL						
	7	11	12	13	304	TOTAL
	393	1	0	128	0	522

**CASE FILING SUMMARY BY COUNTY / CONSUMER - BUSINESS
BUSINESS**

DADE COUNTY - 12025						
	7	11	12	13	304	TOTAL
AJC	3	1	0	0	0	4
SHF	0	0	0	0	0	0
PGH	0	0	0	0	0	0
LMI	6	0	0	1	0	7
RAM	6	0	0	0	0	6
JKO	0	0	0	0	0	0
RBR	0	0	0	0	0	0
Sub-Total	15	1	0	1	0	17

MONROE COUNTY - 12087						
	7	11	12	13	304	TOTAL
AJC	0	0	0	0	0	0
SHF	0	0	0	0	0	0
PGH	0	0	0	0	0	0
LMI	0	0	0	0	0	0
RAM	0	0	0	0	0	0
JKO	0	0	0	0	0	0
RBR	0	0	0	0	0	0
Sub-Total	0	0	0	0	0	0

BROWARD COUNTY - 12011						
	7	11	12	13	304	TOTAL
AJC	0	0	0	0	0	0
SHF	0	0	0	0	0	0
PGH	0	0	0	0	0	0
LMI	0	0	0	0	0	0
RAM	0	0	0	0	0	0
JKO	5	1	0	0	0	6
RBR	5	1	0	0	0	6
Sub-Total	10	2	0	0	0	12

HIGHLANDS COUNTY - 12055						
	7	11	12	13	304	TOTAL
AJC	0	0	0	0	0	0
SHF	0	0	0	0	0	0
PGH	0	0	0	0	0	0
LMI	0	0	0	0	0	0
RAM	0	0	0	0	0	0
JKO	0	0	0	0	0	0
RBR	0	0	0	0	0	0
Sub-Total	0	0	0	0	0	0

INDIAN RIVER COUNTY - 12061						
	7	11	12	13	304	TOTAL
AJC	0	0	0	0	0	0
SHF	0	0	0	0	0	0
PGH	0	0	0	0	0	0
LMI	0	0	0	0	0	0
RAM	0	0	0	0	0	0
JKO	0	0	0	0	0	0
RBR	0	0	0	0	0	0
Sub-Total	0	0	0	0	0	0

MARTIN COUNTY - 12085						
	7	11	12	13	304	TOTAL
AJC	0	0	0	0	0	0
SHF	0	0	0	0	0	0
PGH	0	0	0	0	0	0
LMI	0	0	0	0	0	0
RAM	0	0	0	0	0	0
JKO	0	0	0	0	0	0
RBR	0	0	0	0	0	0
Sub-Total	0	0	0	0	0	0

OKEECHOBEE COUNTY - 12093						
	7	11	12	13	304	TOTAL
AJC	0	0	0	0	0	0
SHF	0	0	0	0	0	0
PGH	0	0	0	0	0	0
LMI	0	0	0	0	0	0
RAM	0	0	0	0	0	0
JKO	0	0	0	0	0	0
RBR	0	0	0	0	0	0
Sub-Total	0	0	0	0	0	0

PALM BEACH COUNTY - 12099						
	7	11	12	13	304	TOTAL
AJC	0	0	0	0	0	0
SHF	0	0	0	0	0	0
PGH	1	0	0	0	0	1
LMI	0	0	0	0	0	0
RAM	0	0	0	0	0	0
JKO	0	0	0	0	0	0
RBR	0	0	0	0	0	0
Sub-Total	1	0	0	0	0	1

ST. LUCIE - 12111						
	7	11	12	13	304	TOTAL
AJC	0	0	0	0	0	0
SHF	0	0	0	0	0	0
PGH	0	0	0	0	0	0
LMI	0	0	0	0	0	0
RAM	0	0	0	0	0	0
JKO	0	0	0	0	0	0
RBR	0	0	0	0	0	0
Sub-Total	0	0	0	0	0	0

GRAND TOTAL						
	7	11	12	13	304	TOTAL
	26	3	0	1	0	30

2006 COMPARISON OF BANKRUPTCY FILINGS

12

AJC	CH 7	CH 11	CH 12	CH 13	SEC 304	TOTAL
JAN	53	0	0	24	0	77
FEB	68	0	0	16	0	84
MAR	69	4	0	7	0	80
APR	57	0	0	8	0	65
MAY	94	2	0	10	0	106
JUN	100	2	0	10	0	112
JUL	81	1	0	5	0	87
AUG	0	0	0	0	0	0
SEP	0	0	0	0	0	0
OCT	0	0	0	0	0	0
NOV	0	0	0	0	0	0
DEC	0	0	0	0	0	0
TOTALS	522	9	0	80	0	611

SHF	CH 7	CH 11	CH 12	CH 13	SEC 304	TOTAL
JAN	16	0	0	0	0	16
FEB	18	0	0	0	0	18
MAR	27	0	0	0	0	27
APR	35	3	0	0	0	38
MAY	46	2	0	0	0	48
JUN	44	0	0	0	0	44
JUL	33	0	0	0	0	33
AUG	0	0	0	0	0	0
SEP	0	0	0	0	0	0
OCT	0	0	0	0	0	0
NOV	0	0	0	0	0	0
DEC	0	0	0	0	0	0
TOTALS	219	5	0	0	0	224

PGH	CH 7	CH 11	CH 12	CH 13	SEC 304	TOTAL
JAN	37	1	0	46	0	84
FEB	17	3	0	20	0	40
MAR	31	2	0	36	0	69
APR	34	0	0	32	0	66
MAY	47	2	0	31	0	80
JUN	43	1	0	40	0	84
JUL	32	0	0	41	0	73
AUG	0	0	0	0	0	0
SEP	0	0	0	0	0	0
OCT	0	0	0	0	0	0
NOV	0	0	0	0	0	0
DEC	0	0	0	0	0	0
TOTALS	241	9	0	246	0	496

LMI	CH 7	CH 11	CH 12	CH 13	SEC 304	TOTAL
JAN	0	0	0	0	0	0
FEB	47	2	0	9	0	58
MAR	68	1	0	40	0	109
APR	55	0	0	33	0	88
MAY	97	1	0	53	0	151
JUN	100	4	0	40	0	144
JUL	80	1	0	30	0	111
AUG	0	0	0	0	0	0
SEP	0	0	0	0	0	0
OCT	0	0	0	0	0	0
NOV	0	0	0	0	0	0
DEC	0	0	0	0	0	0
TOTALS	447	9	0	205	0	661

RAM	CH 7	CH 11	CH 12	CH 13	SEC 304	TOTAL
JAN	51	0	0	28	0	79
FEB	65	1	0	13	0	79
MAR	71	1	0	10	0	82
APR	52	0	0	6	0	58
MAY	97	0	0	13	0	110
JUN	102	0	0	7	0	109
JUL	80	0	0	8	0	88
AUG	0	0	0	0	0	0
SEP	0	0	0	0	0	0
OCT	0	0	0	0	0	0
NOV	0	0	0	0	0	0
DEC	0	0	0	0	0	0
TOTALS	518	2	0	85	0	605

JKO	CH 7	CH 11	CH 12	CH 13	SEC 304	TOTAL
JAN	0	0	0	0	0	0
FEB	27	1	0	20	0	48
MAR	40	2	0	30	0	72
APR	56	2	0	30	0	88
MAY	59	0	0	30	0	89
JUN	62	2	0	33	0	97
JUL	57	1	0	21	0	79
AUG	0	0	0	0	0	0
SEP	0	0	0	0	0	0
OCT	0	0	0	0	0	0
NOV	0	0	0	0	0	0
DEC	0	0	0	0	0	0
TOTALS	301	8	0	164	0	473

RBR	CH 7	CH 11	CH 12	CH 13	SEC 304	TOTAL
JAN	18	0	0	21	0	39
FEB	27	2	0	19	0	48
MAR	41	1	0	32	0	74
APR	52	2	0	30	0	84
MAY	62	2	0	28	0	92
JUN	62	1	0	32	0	95
JUL	56	1	0	24	0	81
AUG	0	0	0	0	0	0
SEP	0	0	0	0	0	0
OCT	0	0	0	0	0	0
NOV	0	0	0	0	0	0
DEC	0	0	0	0	0	0
TOTALS	318	9	0	186	0	513

**2006 YEAR-TO-DATE COMPARISON OF BANKRUPTCY CASE FILINGS
BY JUDGE**

	AJC	SHF	PGH	LMI	RAM	JKO	RBR	TOTAL
JAN	77	16	84	0	79	0	39	295
FEB	84	18	40	58	79	48	48	375
MAR	80	27	69	109	82	72	74	513
APR	65	38	66	88	58	88	84	487
MAY	106	48	80	151	110	89	92	676
JUN	112	44	84	144	109	97	95	685
JUL	87	33	73	111	88	79	81	552
AUG	0	0	0	0	0	0	0	0
SEP	0	0	0	0	0	0	0	0
OCT	0	0	0	0	0	0	0	0
NOV	0	0	0	0	0	0	0	0
DEC	0	0	0	0	0	0	0	0
TOTALS	611	224	496	661	605	473	513	3583
% of Total	17.05	6.25	13.84	18.45	16.89	13.20	14.32	

**2006 YEAR-TO-DATE COMPARISON OF BANKRUPTCY CASE FILINGS
BY JUDGE/CHAPTER**

	CH 7	CH 11	CH 12	CH 13	SEC 304	TOTAL
AJC	522	9	0	80	0	611
SHF	219	5	0	0	0	224
PGH	241	9	0	246	0	496
LMI	447	9	0	205	0	661
RAM	518	2	0	85	0	605
JKO	301	8	0	164	0	473
RBR	318	9	0	186	0	513
TOTALS	2566	51	0	966	0	3583

CALENDAR YEAR-TO-DATE COMPARISON

	ENDING JUL 06	ENDING JUL05	PERCENT CHANGE
Bankruptcy Case Filings	3583	16779	-78.65
Bankruptcy Case Closings	19550	16133	21.18
Adversary Filings	754	729	3.43
Adversary Closings	942	758	24.27

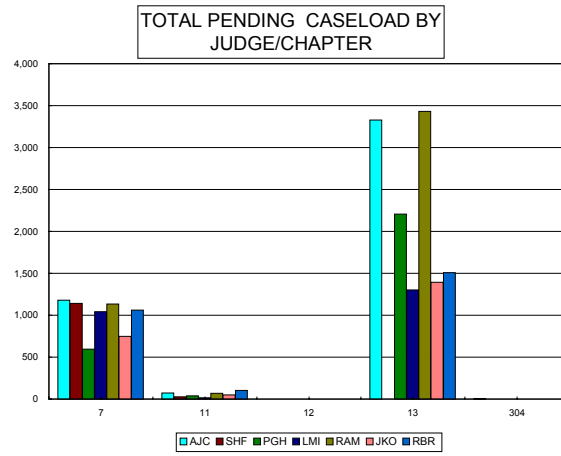
12-MONTH/THREE YEAR COMPARISON

	ENDING JUL 06	ENDING JUL05	ENDING JUL04	% CHANGE 2006 / 2005	% CHANGE 2006 / 2004
Bankruptcy Case Filings	22707	26929	31491	-15.68	-27.89
Bankruptcy Case Closings	32635	28676	30585	13.81	6.70
Adversary Filings	1352	1264	1586	6.96	-14.75
Adversary Closings	1420	1330	2461	6.77	-42.30

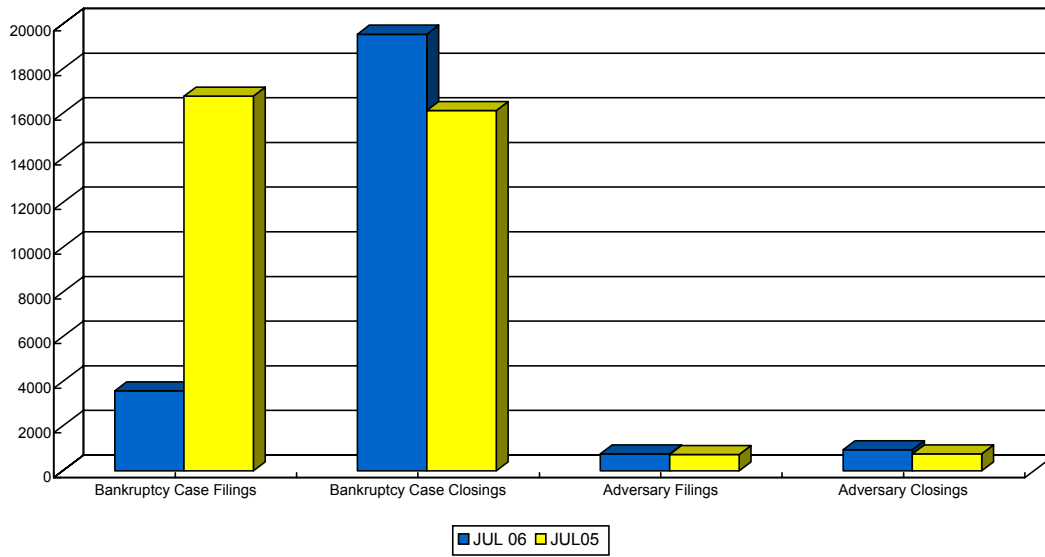
MONTHLY COMPARISON

	JUL 06	JUL05	PERCENT CHANGE
Bankruptcy Case Filings	552	2509	-78.00
Bankruptcy Case Closings	1098	2472	-55.58
Adversary Filings	101	282	-64.18
Adversary Closings	66	71	-7.04

*Filings and Closings for Dade Division includes Monroe County
 Filings and Closings for Palm Beach Division includes Indian River, Highlands, Martin,
 St. Lucie & Okeechobee Counties*



CALENDAR YEAR-TO-DATE COMPARISON



12-MONTH/THREE YEAR COMPARISON

