


# UNITED STATES BANKRUPTCY COURT

## *SOUTHERN DISTRICT OF FLORIDA*

*51 S.W. 1st Avenue  
Room 1401  
Miami, FL 33130*

*Katherine Gould-Feldman  
Clerk of Court*



## MONTHLY STATISTICAL REPORT

**JUNE 2007**

# **MONTHLY STATISTICAL REPORT**

## **TABLE OF CONTENTS**

	<i>page</i>
<i>I. MONTHLY SARD SUMMARY REPORT</i>	<i>2</i>
<i>II. BK CASE FILINGS SUMMARY REPORT</i>	<i>3</i>
<i>III. BK CASE CLOSINGS SUMMARY REPORT</i>	<i>4</i>
<i>IV. AP CASE FILINGS SUMMARY REPORT</i>	<i>3</i>
<i>V. AP CASE CLOSINGS SUMMARY REPORT</i>	<i>4</i>
<i>VI. BK PRO SE CASES FILING SUMMARY REPORT</i>	<i>5</i>
<i>VII. PENDING CASELOAD REPORT BY JUDGE/CHAPTER</i>	<i>6</i>
<i>VIII. DIVISIONAL CASELOAD REPORT</i>	<i>7</i>
<i>IX. CASE FILING BREAKDOWN BY COUNTY</i>	<i>8</i>
<i>X. BREAKDOWN BY NATURE OF DEBTOR</i>	<i>9</i>
<i>XI. BREAKDOWN BY COUNTY / NATURE - CONSUMER</i>	<i>10</i>
<i>XII. BREAKDOWN BY COUNTY / NATURE - BUSINESS</i>	<i>11</i>
<i>XIII. SUMMARIES AND GRAPHS</i>	<i>12 - 16</i>

**JUNE 2007**  
**MONTHLY SARD REPORT SUMMARY**

**I. BC101 REPORT OF BANKRUPTCY CASES**

	AJC	SHF	PGH	LMI	RAM	JKO	RBR	TOTAL
Pending Prior Month	3,382	909	2,492	2,044	3,437	2,032	2,283	16,579
Cases Filed	141	92	176	135	138	134	132	948
Reopened	8	5	5	5	7	7	5	42
Split Cases	0	0	0	0	0	0	0	0
Trans. In	0	0	0	0	0	0	0	0
Reassigned To	0	0	0	1	0	0	0	1
Trans. Out	0	0	0	1	1	0	0	2
Reassigned From	1	0	0	0	0	0	0	1
Cases Closed	219	92	167	162	221	170	180	1,211
<b>Cases Pending</b>	<b>3,311</b>	<b>914</b>	<b>2,506</b>	<b>2,022</b>	<b>3,360</b>	<b>2,003</b>	<b>2,240</b>	<b>16,356</b>

**II. BC109 REPORT OF ADVERSARY CASES**

	AJC	SHF	PGH	LMI	RAM	JKO	RBR	TOTAL
Pending Prior Month	46	102	53	36	40	165	208	650
Cases Filed	41	8	9	1	8	9	4	80
Trans. In	0	0	0	0	1	0	0	1
Reassigned To	0	0	0	0	0	0	0	0
Cases Reopened	0	1	0	1	0	0	0	2
Cases Closed	7	19	5	4	7	6	10	58
Trans. Out	0	0	0	0	0	0	0	0
Reassigned From	0	0	0	0	0	0	0	0
<b>Cases Pending</b>	<b>80</b>	<b>92</b>	<b>57</b>	<b>34</b>	<b>42</b>	<b>168</b>	<b>202</b>	<b>675</b>

**IV. MONTHLY REPORT OF TRIALS AND OTHER ACTIVITY**

	Contested Proceedings	Miscellaneous Proceedings	Total Hours in Court
AJC	13	29	42
SHF	19	23	42
PGH	3	9	12
LMI	8	17	25
RAM	6	24	30
JKO	21	6	27
RBR	3	13	16
<b>Total</b>	<b>73</b>	<b>121</b>	<b>194</b>

Cases Summary Report Group By Person Office  
New Filed: 6/1/2007 - 6/30/2007

Judge	Office	Ch7	Ch9	Ch11	Ch12	Ch13	Ch15	304	Total	Adv	Mis
AJC	Miami	112	0	3	0	26	0	0	141	41	0
LMI	Miami	110	0	0	0	25	0	0	135	1	0
RAM	Miami	110	0	0	0	28	0	0	138	8	0
JKO	Broward	77	0	3	0	54	0	0	134	9	0
RBR	Broward	75	0	1	0	56	0	0	132	4	0
PGH	WPB	106	0	12	0	58	0	0	176	9	0
SHF	WPB	63	0	1	0	28	0	0	92	8	0
Total		653	0	20	0	275	0	0	948	80	0

Cases Summary Report Group By Person Office  
Closed: 6/1/2007 - 6/30/2007

Judge	Office	Ch7	Ch9	Ch11	Ch12	Ch13	Ch15	304	Total	Adv	Mis
AJC	Miami	122	0	1	0	96	0	0	219	7	0
LMI	Miami	112	0	1	0	49	0	0	162	4	0
RAM	Miami	125	0	2	0	94	0	0	221	7	0
JKO	Broward	107	0	2	0	61	0	0	170	6	0
RBR	Broward	109	0	4	0	67	0	0	180	10	0
PGH	WPB	86	0	2	0	79	0	0	167	5	0
SHF	WPB	90	0	0	0	2	0	0	92	19	0
Total		751	0	12	0	448	0	0	1211	58	0

Cases Summary Report Group By Person Office  
Pro Se: 06/01/2007 - 06/30/2007

Judge	Office	Ch7	Ch9	Ch11	Ch12	Ch13	Ch15	304	Total	Adv	Mis
AJC	Miami	4	0	0	0	5	0	0	9	0	0
LMI	Miami	0	0	0	0	7	0	0	7	0	0
RAM	Miami	2	0	0	0	5	0	0	7	0	0
JKO	Broward	2	0	0	0	4	0	0	6	0	0
RBR	Broward	11	0	0	0	4	0	0	15	0	0
PGH	WPB	8	0	0	0	3	0	0	11	0	0
SHF	WPB	5	0	0	0	1	0	0	6	0	0
Total		32	0	0	0	29	0	0	61	0	0

**PENDING CASELOAD REPORTS BY JUDGE/CHAPTER**  
**JUNE 2007**

AJC	7	11	12	13	15	304	TOTALS
Pending Prior Month	1,014	70	0	2,294	0	4	3,382
Cases Filed	112	3	0	26	0	0	141
Reopened	3	0	0	5	0	0	8
Split Cases	0	0	0	0	0	0	0
Transferred In	0	0	0	0	0	0	0
Reassigned To	0	0	0	0	0	0	0
Converted To	3	0	0	0	0	0	3
Transferred Out	0	0	0	0	0	0	0
Reassigned From	0	0	0	1	0	0	1
Converted From	0	0	0	3	0	0	3
Cases Closed	122	1	0	96	0	0	219
<b>Total Pending</b>	<b>1,010</b>	<b>72</b>	<b>0</b>	<b>2,225</b>	<b>0</b>	<b>4</b>	<b>3,311</b>

SHF	7	11	12	13	15	304	TOTALS
Pending Prior Month	758	27	1	123	0	0	909
Cases Filed	63	1	0	28	0	0	92
Reopened	5	0	0	0	0	0	5
Split Cases	0	0	0	0	0	0	0
Transferred In	0	0	0	0	0	0	0
Reassigned To	0	0	0	0	0	0	0
Converted To	2	0	0	0	0	0	2
Transferred Out	0	0	0	0	0	0	0
Reassigned From	0	0	0	0	0	0	0
Converted From	0	1	0	1	0	0	2
Cases Closed	90	0	0	2	0	0	92
<b>Total Pending</b>	<b>738</b>	<b>27</b>	<b>1</b>	<b>148</b>	<b>0</b>	<b>0</b>	<b>914</b>

PGH	7	11	12	13	15	304	TOTALS
Pending Prior Month	570	43	0	1,879	0	0	2,492
Cases Filed	106	12	0	58	0	0	176
Reopened	3	0	0	2	0	0	5
Split Cases	0	0	0	0	0	0	0
Transferred In	0	0	0	0	0	0	0
Reassigned To	0	0	0	0	0	0	0
Converted To	2	0	0	0	0	0	2
Transferred Out	0	0	0	0	0	0	0
Reassigned From	0	0	0	0	0	0	0
Converted From	0	0	0	2	0	0	2
Cases Closed	86	2	0	79	0	0	167
<b>Total Pending</b>	<b>595</b>	<b>53</b>	<b>0</b>	<b>1,858</b>	<b>0</b>	<b>0</b>	<b>2,506</b>

LMI	7	11	12	13	15	304	TOTALS
Pending Prior Month	914	52	0	1,078	0	0	2,044
Cases Filed	110	0	0	25	0	0	135
Reopened	3	0	0	2	0	0	5
Split Cases	0	0	0	0	0	0	0
Transferred In	0	0	0	0	0	0	0
Reassigned To	0	0	0	1	0	0	1
Converted To	3	0	0	0	0	0	3
Transferred Out	1	0	0	0	0	0	1
Reassigned From	0	0	0	0	0	0	0
Converted From	0	0	0	3	0	0	3
Cases Closed	112	1	0	49	0	0	162
<b>Total Pending</b>	<b>917</b>	<b>51</b>	<b>0</b>	<b>1,054</b>	<b>0</b>	<b>0</b>	<b>2,022</b>

RAM	7	11	12	13	15	304	TOTALS
Pending Prior Month	995	61	0	2,376	1	4	3,437
Cases Filed	110	0	0	28	0	0	138
Reopened	3	0	0	4	0	0	7
Split Cases	0	0	0	0	0	0	0
Transferred In	0	0	0	0	0	0	0
Reassigned To	0	0	0	0	0	0	0
Converted To	8	0	0	0	0	0	8
Transferred Out	1	0	0	0	0	0	1
Reassigned From	0	0	0	0	0	0	0
Converted From	0	0	0	8	0	0	8
Cases Closed	125	2	0	94	0	0	221
<b>Total Pending</b>	<b>990</b>	<b>59</b>	<b>0</b>	<b>2,306</b>	<b>1</b>	<b>4</b>	<b>3,360</b>

JKO	7	11	12	13	15	304	TOTALS
Pending Prior Month	733	43	0	1,256	0	0	2,032
Cases Filed	77	3	0	54	0	0	134
Reopened	6	0	0	1	0	0	7
Split Cases	0	0	0	0	0	0	0
Transferred In	0	0	0	0	0	0	0
Reassigned To	0	0	0	0	0	0	0
Converted To	4	0	0	0	0	0	4
Transferred Out	0	0	0	0	0	0	0
Reassigned From	0	0	0	0	0	0	0
Converted From	0	0	0	4	0	0	4
Cases Closed	107	2	0	61	0	0	170
<b>Total Pending</b>	<b>713</b>	<b>44</b>	<b>0</b>	<b>1,246</b>	<b>0</b>	<b>0</b>	<b>2,003</b>

RBR	7	11	12	13	15	304	TOTALS
Pending Prior Month	863	91	0	1,329	0	0	2,283
Cases Filed	75	1	0	56	0	0	132
Reopened	5	0	0	0	0	0	5
Split Cases	0	0	0	0	0	0	0
Transferred In	0	0	0	0	0	0	0
Reassigned To	0	0	0	0	0	0	0
Converted To	2	0	0	0	0	0	2
Transferred Out	0	0	0	0	0	0	0
Reassigned From	0	0	0	0	0	0	0
Converted From	0	0	0	2	0	0	2
Cases Closed	109	4	0	67	0	0	180
<b>Total Pending</b>	<b>836</b>	<b>88</b>	<b>0</b>	<b>1,316</b>	<b>0</b>	<b>0</b>	<b>2,240</b>

<b>GRAND TOTAL:</b>	<b>5,799</b>	<b>394</b>	<b>1</b>	<b>10,153</b>	<b>1</b>	<b>8</b>	<b>16,356</b>
---------------------	--------------	------------	----------	---------------	----------	----------	---------------

**AJC PENDING CASE SUMMARY**

CHAPTER	DADE DIVISION	BROWARD DIVISION	PALM BEACH DIVISION	TOTAL
7	1,010	0	0	1,010
11	72	0	0	72
12	0	0	0	0
13	2,225	0	0	2,225
15	0	0	0	0
304	4	0	0	4
<b>TOTALS</b>	<b>3,311</b>	<b>0</b>	<b>0</b>	<b>3,311</b>

**SHF PENDING CASE SUMMARY**

CHAPTER	DADE DIVISION	BROWARD DIVISION	PALM BEACH DIVISION	TOTAL
7	0	1	737	738
11	0	0	27	27
12	0	0	1	1
13	0	0	148	148
15	0	0	0	0
304	0	0	0	0
<b>TOTALS</b>	<b>0</b>	<b>1</b>	<b>913</b>	<b>914</b>

**LMI PENDING CASE SUMMARY**

CHAPTER	DADE DIVISION	BROWARD DIVISION	PALM BEACH DIVISION	TOTAL
7	917	0	0	917
11	51	0	0	51
12	0	0	0	0
13	1,054	0	0	1,054
15	0	0	0	0
304	0	0	0	0
<b>TOTALS</b>	<b>2,022</b>	<b>0</b>	<b>0</b>	<b>2,022</b>

**PGH PENDING CASE SUMMARY**

CHAPTER	DADE DIVISION	BROWARD DIVISION	PALM BEACH DIVISION	TOTAL
7	1	1	593	595
11	0	1	52	53
12	0	0	0	0
13	0	0	1,858	1,858
15	0	0	0	0
304	0	0	0	0
<b>TOTALS</b>	<b>1</b>	<b>2</b>	<b>2,503</b>	<b>2,506</b>

**RAM PENDING CASE SUMMARY**

CHAPTER	DADE DIVISION	BROWARD DIVISION	PALM BEACH DIVISION	TOTAL
7	988	0	2	990
11	58	0	1	59
12	0	0	0	0
13	2,306	0	0	2,306
15	1	0	0	1
304	4	0	0	4
<b>TOTALS</b>	<b>3,357</b>	<b>0</b>	<b>3</b>	<b>3,360</b>

**JKO PENDING CASE SUMMARY**

CHAPTER	DADE DIVISION	BROWARD DIVISION	PALM BEACH DIVISION	TOTAL
7	0	713	0	713
11	1	43	0	44
12	0	0	0	0
13	0	1,246	0	1,246
15	0	0	0	0
304	0	0	0	0
<b>TOTALS</b>	<b>1</b>	<b>2,002</b>	<b>0</b>	<b>2,003</b>

**RBR PENDING CASE SUMMARY**

CHAPTER	DADE DIVISION	BROWARD DIVISION	PALM BEACH DIVISION	TOTAL
7	5	831	0	836
11	0	88	0	88
12	0	0	0	0
13	0	1,316	0	1,316
15	0	0	0	0
304	0	0	0	0
<b>TOTALS</b>	<b>5</b>	<b>2,235</b>	<b>0</b>	<b>2,240</b>

<b>DISTRICT TOTALS</b>	<b>8,697</b>	<b>4,240</b>	<b>3,419</b>	<b>16,356</b>
------------------------	--------------	--------------	--------------	---------------



JUNE 2007  
CASE FILING SUMMARY BY COUNTY

DADE COUNTY - 12025							
	7	11	12	13	15	304	TOTAL
AJC	110	2	0	26	0	0	138
SHF	0	0	0	0	0	0	0
PGH	0	0	0	0	0	0	0
LMI	109	0	0	24	0	0	133
RAM	108	0	0	28	0	0	136
JKO	0	0	0	0	0	0	0
RBR	0	0	0	0	0	0	0
<b>Sub-Total</b>	<b>327</b>	<b>2</b>	<b>0</b>	<b>78</b>	<b>0</b>	<b>0</b>	<b>407</b>

MONROE COUNTY - 12087								
	7	11	12	13	15	304	TOTAL	
AJC	2	0	0	0	0	0	2	
SHF	0	0	0	0	0	0	0	
PGH	0	0	0	0	0	0	0	
LMI	2	0	0	1	0	0	3	
RAM	1	1	0	0	0	0	2	
JKO	0	0	0	0	0	0	0	
RBR	0	0	0	0	0	0	0	
<b>Sub-Total</b>	<b>5</b>	<b>1</b>	<b>0</b>	<b>1</b>	<b>0</b>	<b>0</b>	<b>7</b>	
							Division	414
							<b>7 Total</b>	<b>414</b>

BROWARD COUNTY - 12011								
	7	11	12	13	15	304	TOTAL	
AJC	0	0	0	0	0	0	0	
SHF	0	0	0	0	0	0	0	
PGH	0	0	0	0	0	0	0	
LMI	0	0	0	0	0	0	0	
RAM	0	0	0	0	0	0	0	
JKO	77	3	0	54	0	0	134	
RBR	75	1	0	56	0	0	132	
<b>Sub-Total</b>	<b>152</b>	<b>4</b>	<b>0</b>	<b>110</b>	<b>0</b>	<b>0</b>	<b>266</b>	
							Division	266
							<b>266 Total</b>	<b>266</b>

HIGHLANDS COUNTY - 12055							
	7	11	12	13	15	304	TOTAL
AJC	0	0	0	0	0	0	0
SHF	5	0	0	1	0	0	6
PGH	6	0	0	0	0	0	6
LMI	0	0	0	0	0	0	0
RAM	0	0	0	0	0	0	0
JKO	0	0	0	0	0	0	0
RBR	0	0	0	0	0	0	0
<b>Sub-Total</b>	<b>11</b>	<b>0</b>	<b>0</b>	<b>1</b>	<b>0</b>	<b>0</b>	<b>12</b>

INDIAN RIVER COUNTY - 12061							
	7	11	12	13	15	304	TOTAL
AJC	0	0	0	0	0	0	0
SHF	1	0	0	1	0	0	2
PGH	8	0	0	4	0	0	12
LMI	0	0	0	0	0	0	0
RAM	0	0	0	0	0	0	0
JKO	0	0	0	0	0	0	0
RBR	0	0	0	0	0	0	0
<b>Sub-Total</b>	<b>9</b>	<b>0</b>	<b>0</b>	<b>5</b>	<b>0</b>	<b>0</b>	<b>14</b>

MARTIN COUNTY - 12085							
	7	11	12	13	15	304	TOTAL
AJC	0	0	0	0	0	0	0
SHF	4	0	0	1	0	0	5
PGH	15	0	0	3	0	0	18
LMI	0	0	0	0	0	0	0
RAM	0	0	0	0	0	0	0
JKO	0	0	0	0	0	0	0
RBR	0	0	0	0	0	0	0
<b>Sub-Total</b>	<b>19</b>	<b>0</b>	<b>0</b>	<b>4</b>	<b>0</b>	<b>0</b>	<b>23</b>

OKEECHOBEE COUNTY - 12093							
	7	11	12	13	15	304	TOTAL
AJC	0	0	0	0	0	0	0
SHF	0	0	0	0	0	0	0
PGH	0	0	0	0	0	0	0
LMI	0	0	0	0	0	0	0
RAM	0	0	0	0	0	0	0
JKO	0	0	0	0	0	0	0
RBR	0	0	0	0	0	0	0
<b>Sub-Total</b>	<b>0</b>	<b>0</b>	<b>0</b>	<b>0</b>	<b>0</b>	<b>0</b>	<b>0</b>

PALM BEACH COUNTY - 12099							
	7	11	12	13	15	304	TOTAL
AJC	0	0	0	0	0	0	0
SHF	37	1	0	21	0	0	59
PGH	64	12	0	33	0	0	109
LMI	0	0	0	0	0	0	0
RAM	0	0	0	0	0	0	0
JKO	0	0	0	0	0	0	0
RBR	0	0	0	0	0	0	0
<b>Sub-Total</b>	<b>101</b>	<b>13</b>	<b>0</b>	<b>54</b>	<b>0</b>	<b>0</b>	<b>168</b>

ST. LUCIE - 12111								
	7	11	12	13	15	304	TOTAL	
AJC	0	0	0	0	0	0	0	
SHF	16	0	0	4	0	0	20	
PGH	13	0	0	18	0	0	31	
LMI	0	0	0	0	0	0	0	
RAM	0	0	0	0	0	0	0	
JKO	0	0	0	0	0	0	0	
RBR	0	0	0	0	0	0	0	
<b>Sub-Total</b>	<b>29</b>	<b>0</b>	<b>0</b>	<b>22</b>	<b>0</b>	<b>0</b>	<b>51</b>	
							Division	268
							<b>51 Total</b>	<b>268</b>

GRAND TOTAL							
	7	11	12	13	15	304	TOTAL
	653	20	0	275	0	0	948

**JUNE 2007**  
**CASE FILING SUMMARY BY NATURE OF DEBTOR/DIVISION**

CHAPTER	BUSINESS				CONSUMER				TOTAL
	DADE	BROWARD	PALM BCH	DIV. TOTAL	DADE	BROWARD	PALM BCH	DIV. TOTAL	
7	16	7	11	34	316	145	158	619	653
11	3	4	13	20	0	0	0	0	20
12	0	0	0	0	0	0	0	0	0
13	2	0	0	2	77	110	86	273	275
15	0	0	0	0	0	0	0	0	0
304	0	0	0	0	0	0	0	0	0
<b>TOTAL</b>	<b>21</b>	<b>11</b>	<b>24</b>	<b>56</b>	<b>393</b>	<b>255</b>	<b>244</b>	<b>892</b>	<b>948</b>

**DIVISIONAL BUSINESS CASE FILING SUMMARY**

CHAPTER	DADE DIVISION							TOTAL
	AJC	SHF	PGH	LMI	RAM	JKO	RBR	
7	5	0	0	4	7	0	0	16
11	3	0	0	0	0	0	0	3
12	0	0	0	0	0	0	0	0
13	0	0	0	0	2	0	0	2
15	0	0	0	0	0	0	0	0
304	0	0	0	0	0	0	0	0
<b>Sub-Total</b>	<b>8</b>	<b>0</b>	<b>0</b>	<b>4</b>	<b>9</b>	<b>0</b>	<b>0</b>	<b>21</b>

CHAPTER	BROWARD DIVISION							TOTAL
	AJC	SHF	PGH	LMI	RAM	JKO	RBR	
7	0	0	0	0	0	4	3	7
11	0	0	0	0	0	3	1	4
12	0	0	0	0	0	0	0	0
13	0	0	0	0	0	0	0	0
15	0	0	0	0	0	0	0	0
304	0	0	0	0	0	0	0	0
<b>Sub-Total</b>	<b>0</b>	<b>0</b>	<b>0</b>	<b>0</b>	<b>0</b>	<b>7</b>	<b>4</b>	<b>11</b>

CHAPTER	PALM BEACH DIVISION							TOTAL
	AJC	SHF	PGH	LMI	RAM	JKO	RBR	
7	0	3	8	0	0	0	0	11
11	0	1	12	0	0	0	0	13
12	0	0	0	0	0	0	0	0
13	0	0	0	0	0	0	0	0
15	0	0	0	0	0	0	0	0
304	0	0	0	0	0	0	0	0
<b>Sub-Total</b>	<b>0</b>	<b>4</b>	<b>20</b>	<b>0</b>	<b>0</b>	<b>0</b>	<b>0</b>	<b>24</b>
<b>GRAND TOTAL</b>	<b>8</b>	<b>4</b>	<b>20</b>	<b>4</b>	<b>9</b>	<b>7</b>	<b>4</b>	<b>56</b>

**DIVISIONAL CONSUMER CASE FILING SUMMARY**

CHAPTER	DADE DIVISION							TOTAL
	AJC	SHF	PGH	LMI	RAM	JKO	RBR	
7	107	0	0	106	103	0	0	316
11	0	0	0	0	0	0	0	0
12	0	0	0	0	0	0	0	0
13	26	0	0	25	26	0	0	77
15	0	0	0	0	0	0	0	0
304	0	0	0	0	0	0	0	0
<b>Sub-Total</b>	<b>133</b>	<b>0</b>	<b>0</b>	<b>131</b>	<b>129</b>	<b>0</b>	<b>0</b>	<b>393</b>

CHAPTER	BROWARD DIVISION							TOTAL
	AJC	SHF	PGH	LMI	RAM	JKO	RBR	
7	0	0	0	0	0	73	72	145
11	0	0	0	0	0	0	0	0
12	0	0	0	0	0	0	0	0
13	0	0	0	0	0	54	56	110
15	0	0	0	0	0	0	0	0
304	0	0	0	0	0	0	0	0
<b>Sub-Total</b>	<b>0</b>	<b>0</b>	<b>0</b>	<b>0</b>	<b>0</b>	<b>127</b>	<b>128</b>	<b>255</b>

CHAPTER	PALM BEACH DIVISION							TOTAL
	AJC	SHF	PGH	LMI	RAM	JKO	RBR	
7	0	60	98	0	0	0	0	158
11	0	0	0	0	0	0	0	0
12	0	0	0	0	0	0	0	0
13	0	28	58	0	0	0	0	86
15	0	0	0	0	0	0	0	0
304	0	0	0	0	0	0	0	0
<b>Sub-Total</b>	<b>0</b>	<b>88</b>	<b>156</b>	<b>0</b>	<b>0</b>	<b>0</b>	<b>0</b>	<b>244</b>
<b>GRAND TOTAL</b>	<b>133</b>	<b>88</b>	<b>156</b>	<b>131</b>	<b>129</b>	<b>127</b>	<b>128</b>	<b>892</b>

CASE FILING SUMMARY BY COUNTY / CONSUMER - BUSINESS

CONSUMERS

DADE COUNTY - 12025

	7	11	12	13	15	304	TOTAL
AJC	105	0	0	26	0	0	131
SHF	0	0	0	0	0	0	0
PGH	0	0	0	0	0	0	0
LMI	104	0	0	24	0	0	128
RAM	102	0	0	26	0	0	128
JKO	0	0	0	0	0	0	0
RBR	0	0	0	0	0	0	0
<b>Sub-Total</b>	<b>311</b>	<b>0</b>	<b>0</b>	<b>76</b>	<b>0</b>	<b>0</b>	<b>387</b>

MONROE COUNTY - 12087

	7	11	12	13	15	304	TOTAL	
AJC	2	0	0	0	0	0	2	
SHF	0	0	0	0	0	0	0	
PGH	0	0	0	0	0	0	0	
LMI	2	0	0	1	0	0	3	
RAM	1	0	0	0	0	0	1	
JKO	0	0	0	0	0	0	0	
RBR	0	0	0	0	0	0	0	
<b>Sub-Total</b>	<b>5</b>	<b>0</b>	<b>0</b>	<b>1</b>	<b>0</b>	<b>0</b>	<b>6</b>	
							<b>Division</b>	<b>393</b>
							<b>6 Total</b>	<b>393</b>

BROWARD COUNTY - 12011

	7	11	12	13	15	304	TOTAL	
AJC	0	0	0	0	0	0	0	
SHF	0	0	0	0	0	0	0	
PGH	0	0	0	0	0	0	0	
LMI	0	0	0	0	0	0	0	
RAM	0	0	0	0	0	0	0	
JKO	73	0	0	54	0	0	127	
RBR	72	0	0	56	0	0	128	
<b>Sub-Total</b>	<b>145</b>	<b>0</b>	<b>0</b>	<b>110</b>	<b>0</b>	<b>0</b>	<b>255</b>	
							<b>Division</b>	<b>255</b>
							<b>255 Total</b>	<b>255</b>

HIGHLANDS COUNTY - 12055

	7	11	12	13	15	304	TOTAL
AJC	0	0	0	0	0	0	0
SHF	5	0	0	1	0	0	6
PGH	6	0	0	0	0	0	6
LMI	0	0	0	0	0	0	0
RAM	0	0	0	0	0	0	0
JKO	0	0	0	0	0	0	0
RBR	0	0	0	0	0	0	0
<b>Sub-Total</b>	<b>11</b>	<b>0</b>	<b>0</b>	<b>1</b>	<b>0</b>	<b>0</b>	<b>12</b>

INDIAN RIVER COUNTY - 12061

	7	11	12	13	15	304	TOTAL
AJC	0	0	0	0	0	0	0
SHF	1	0	0	1	0	0	2
PGH	8	0	0	4	0	0	12
LMI	0	0	0	0	0	0	0
RAM	0	0	0	0	0	0	0
JKO	0	0	0	0	0	0	0
RBR	0	0	0	0	0	0	0
<b>Sub-Total</b>	<b>9</b>	<b>0</b>	<b>0</b>	<b>5</b>	<b>0</b>	<b>0</b>	<b>14</b>

MARTIN COUNTY - 12085

	7	11	12	13	15	304	TOTAL
AJC	0	0	0	0	0	0	0
SHF	4	0	0	1	0	0	5
PGH	14	0	0	3	0	0	17
LMI	0	0	0	0	0	0	0
RAM	0	0	0	0	0	0	0
JKO	0	0	0	0	0	0	0
RBR	0	0	0	0	0	0	0
<b>Sub-Total</b>	<b>18</b>	<b>0</b>	<b>0</b>	<b>4</b>	<b>0</b>	<b>0</b>	<b>22</b>

OKEECHOBEE COUNTY - 12093

	7	11	12	13	15	304	TOTAL
AJC	0	0	0	0	0	0	0
SHF	0	0	0	0	0	0	0
PGH	0	0	0	0	0	0	0
LMI	0	0	0	0	0	0	0
RAM	0	0	0	0	0	0	0
JKO	0	0	0	0	0	0	0
RBR	0	0	0	0	0	0	0
<b>Sub-Total</b>	<b>0</b>	<b>0</b>	<b>0</b>	<b>0</b>	<b>0</b>	<b>0</b>	<b>0</b>

PALM BEACH COUNTY - 12099

	7	11	12	13	15	304	TOTAL
AJC	0	0	0	0	0	0	0
SHF	35	0	0	21	0	0	56
PGH	58	0	0	33	0	0	91
LMI	0	0	0	0	0	0	0
RAM	0	0	0	0	0	0	0
JKO	0	0	0	0	0	0	0
RBR	0	0	0	0	0	0	0
<b>Sub-Total</b>	<b>93</b>	<b>0</b>	<b>0</b>	<b>54</b>	<b>0</b>	<b>0</b>	<b>147</b>

ST. LUCIE - 12111

	7	11	12	13	15	304	TOTAL	
AJC	0	0	0	0	0	0	0	
SHF	15	0	0	4	0	0	19	
PGH	12	0	0	18	0	0	30	
LMI	0	0	0	0	0	0	0	
RAM	0	0	0	0	0	0	0	
JKO	0	0	0	0	0	0	0	
RBR	0	0	0	0	0	0	0	
<b>Sub-Total</b>	<b>27</b>	<b>0</b>	<b>0</b>	<b>22</b>	<b>0</b>	<b>0</b>	<b>49</b>	
							<b>Division</b>	<b>244</b>
							<b>49 Total</b>	<b>244</b>

<b>GRAND TOTAL</b>	<b>619</b>	<b>0</b>	<b>0</b>	<b>273</b>	<b>0</b>	<b>0</b>	<b>892</b>
--------------------	------------	----------	----------	------------	----------	----------	------------

CASE FILING SUMMARY BY COUNTY / CONSUMER - BUSINESS  
BUSINESS

DADE COUNTY - 12025							
	7	11	12	13	15	304	TOTAL
AJC	5	2	0	0	0	0	7
SHF	0	0	0	0	0	0	0
PGH	0	0	0	0	0	0	0
LMI	5	0	0	0	0	0	5
RAM	6	0	0	2	0	0	8
JKO	0	0	0	0	0	0	0
RBR	0	0	0	0	0	0	0
<b>Sub-Total</b>	<b>16</b>	<b>2</b>	<b>0</b>	<b>2</b>	<b>0</b>	<b>0</b>	<b>20</b>

MONROE COUNTY - 12087								
	7	11	12	13	15	304	TOTAL	
AJC	0	0	0	0	0	0	0	
SHF	0	0	0	0	0	0	0	
PGH	0	0	0	0	0	0	0	
LMI	0	0	0	0	0	0	0	
RAM	0	1	0	0	0	0	1	
JKO	0	0	0	0	0	0	0	
RBR	0	0	0	0	0	0	0	
<b>Sub-Total</b>	<b>0</b>	<b>1</b>	<b>0</b>	<b>0</b>	<b>0</b>	<b>0</b>	<b>1</b>	
							Division	21
							<b>1</b>	<b>Total</b>

BROWARD COUNTY - 12011								
	7	11	12	13	15	304	TOTAL	
AJC	0	0	0	0	0	0	0	
SHF	0	0	0	0	0	0	0	
PGH	0	0	0	0	0	0	0	
LMI	0	0	0	0	0	0	0	
RAM	0	0	0	0	0	0	0	
JKO	4	3	0	0	0	0	7	
RBR	3	1	0	0	0	0	4	
<b>Sub-Total</b>	<b>7</b>	<b>4</b>	<b>0</b>	<b>0</b>	<b>0</b>	<b>0</b>	<b>11</b>	
							Division	11
							<b>11</b>	<b>Total</b>

HIGHLANDS COUNTY - 12055							
	7	11	12	13	15	304	TOTAL
AJC	0	0	0	0	0	0	0
SHF	0	0	0	0	0	0	0
PGH	0	0	0	0	0	0	0
LMI	0	0	0	0	0	0	0
RAM	0	0	0	0	0	0	0
JKO	0	0	0	0	0	0	0
RBR	0	0	0	0	0	0	0
<b>Sub-Total</b>	<b>0</b>	<b>0</b>	<b>0</b>	<b>0</b>	<b>0</b>	<b>0</b>	<b>0</b>

INDIAN RIVER COUNTY - 12061							
	7	11	12	13	15	304	TOTAL
AJC	0	0	0	0	0	0	0
SHF	0	0	0	0	0	0	0
PGH	0	0	0	0	0	0	0
LMI	0	0	0	0	0	0	0
RAM	0	0	0	0	0	0	0
JKO	0	0	0	0	0	0	0
RBR	0	0	0	0	0	0	0
<b>Sub-Total</b>	<b>0</b>	<b>0</b>	<b>0</b>	<b>0</b>	<b>0</b>	<b>0</b>	<b>0</b>

MARTIN COUNTY - 12085							
	7	11	12	13	15	304	TOTAL
AJC	0	0	0	0	0	0	0
SHF	0	0	0	0	0	0	0
PGH	1	0	0	0	0	0	1
LMI	0	0	0	0	0	0	0
RAM	0	0	0	0	0	0	0
JKO	0	0	0	0	0	0	0
RBR	0	0	0	0	0	0	0
<b>Sub-Total</b>	<b>1</b>	<b>0</b>	<b>0</b>	<b>0</b>	<b>0</b>	<b>0</b>	<b>1</b>

OKEECHOBEE COUNTY - 12093							
	7	11	12	13	15	304	TOTAL
AJC	0	0	0	0	0	0	0
SHF	0	0	0	0	0	0	0
PGH	0	0	0	0	0	0	0
LMI	0	0	0	0	0	0	0
RAM	0	0	0	0	0	0	0
JKO	0	0	0	0	0	0	0
RBR	0	0	0	0	0	0	0
<b>Sub-Total</b>	<b>0</b>	<b>0</b>	<b>0</b>	<b>0</b>	<b>0</b>	<b>0</b>	<b>0</b>

PALM BEACH COUNTY - 12099							
	7	11	12	13	15	304	TOTAL
AJC	0	0	0	0	0	0	0
SHF	2	1	0	0	0	0	3
PGH	6	12	0	0	0	0	18
LMI	0	0	0	0	0	0	0
RAM	0	0	0	0	0	0	0
JKO	0	0	0	0	0	0	0
RBR	0	0	0	0	0	0	0
<b>Sub-Total</b>	<b>8</b>	<b>13</b>	<b>0</b>	<b>0</b>	<b>0</b>	<b>0</b>	<b>21</b>

ST. LUCIE - 12111								
	7	11	12	13	15	304	TOTAL	
AJC	0	0	0	0	0	0	0	
SHF	1	0	0	0	0	0	1	
PGH	1	0	0	0	0	0	1	
LMI	0	0	0	0	0	0	0	
RAM	0	0	0	0	0	0	0	
JKO	0	0	0	0	0	0	0	
RBR	0	0	0	0	0	0	0	
<b>Sub-Total</b>	<b>2</b>	<b>0</b>	<b>0</b>	<b>0</b>	<b>0</b>	<b>0</b>	<b>2</b>	
							Division	24
							<b>2</b>	<b>Total</b>

GRAND TOTAL							
	7	11	12	13	15	304	TOTAL
	34	20	0	2	0	0	56

2007 COMPARISON OF BANKRUPTCY FILINGS

AJC	CH 7	CH 11	CH 12	CH 13	CH 15	SEC 304	TOTAL
JAN	74	1	0	10	0	0	85
FEB	73	2	0	26	0	0	101
MAR	96	4	0	33	0	0	133
APR	97	1	0	30	0	0	128
MAY	114	4	0	27	0	0	145
JUN	112	3	0	26	0	0	141
JUL	0	0	0	0	0	0	0
AUG	0	0	0	0	0	0	0
SEP	0	0	0	0	0	0	0
OCT	0	0	0	0	0	0	0
NOV	0	0	0	0	0	0	0
DEC	0	0	0	0	0	0	0
<b>TOTALS</b>	<b>566</b>	<b>15</b>	<b>0</b>	<b>152</b>	<b>0</b>	<b>0</b>	<b>733</b>

SHF	CH 7	CH 11	CH 12	CH 13	CH 15	SEC 304	TOTAL
JAN	46	1	0	0	0	0	47
FEB	54	4	0	1	0	0	59
MAR	79	1	0	38	0	0	118
APR	65	1	1	34	0	0	101
MAY	64	0	0	46	0	0	110
JUN	63	1	0	28	0	0	92
JUL	0	0	0	0	0	0	0
AUG	0	0	0	0	0	0	0
SEP	0	0	0	0	0	0	0
OCT	0	0	0	0	0	0	0
NOV	0	0	0	0	0	0	0
DEC	0	0	0	0	0	0	0
<b>TOTALS</b>	<b>371</b>	<b>8</b>	<b>1</b>	<b>147</b>	<b>0</b>	<b>0</b>	<b>527</b>

PGH	CH 7	CH 11	CH 12	CH 13	CH 15	SEC 304	TOTAL
JAN	41	0	0	63	0	0	104
FEB	52	1	0	74	0	0	127
MAR	78	0	0	40	0	0	118
APR	72	2	0	35	0	0	109
MAY	63	1	0	42	0	0	106
JUN	106	12	0	58	0	0	176
JUL	0	0	0	0	0	0	0
AUG	0	0	0	0	0	0	0
SEP	0	0	0	0	0	0	0
OCT	0	0	0	0	0	0	0
NOV	0	0	0	0	0	0	0
DEC	0	0	0	0	0	0	0
<b>TOTALS</b>	<b>412</b>	<b>16</b>	<b>0</b>	<b>312</b>	<b>0</b>	<b>0</b>	<b>740</b>

LMI	CH 7	CH 11	CH 12	CH 13	CH 15	SEC 304	TOTAL
JAN	76	0	0	55	0	0	131
FEB	73	3	0	27	0	0	103
MAR	96	5	0	37	0	0	138
APR	93	35	0	26	0	0	154
MAY	119	0	0	33	0	0	152
JUN	110	0	0	25	0	0	135
JUL	0	0	0	0	0	0	0
AUG	0	0	0	0	0	0	0
SEP	0	0	0	0	0	0	0
OCT	0	0	0	0	0	0	0
NOV	0	0	0	0	0	0	0
DEC	0	0	0	0	0	0	0
<b>TOTALS</b>	<b>567</b>	<b>43</b>	<b>0</b>	<b>203</b>	<b>0</b>	<b>0</b>	<b>813</b>

RAM	CH 7	CH 11	CH 12	CH 13	CH 15	SEC 304	TOTAL
JAN	73	3	0	10	0	0	86
FEB	74	0	0	24	0	0	98
MAR	97	3	0	34	0	0	134
APR	96	2	0	29	0	0	127
MAY	116	14	0	28	0	0	158
JUN	110	0	0	28	0	0	138
JUL	0	0	0	0	0	0	0
AUG	0	0	0	0	0	0	0
SEP	0	0	0	0	0	0	0
OCT	0	0	0	0	0	0	0
NOV	0	0	0	0	0	0	0
DEC	0	0	0	0	0	0	0
<b>TOTALS</b>	<b>566</b>	<b>22</b>	<b>0</b>	<b>153</b>	<b>0</b>	<b>0</b>	<b>741</b>

JKO	CH 7	CH 11	CH 12	CH 13	CH 15	SEC 304	TOTAL
JAN	57	2	0	51	0	0	110
FEB	61	2	0	42	0	0	105
MAR	89	4	0	57	0	0	150
APR	88	3	0	58	0	0	149
MAY	95	0	0	60	0	0	155
JUN	77	3	0	54	0	0	134
JUL	0	0	0	0	0	0	0
AUG	0	0	0	0	0	0	0
SEP	0	0	0	0	0	0	0
OCT	0	0	0	0	0	0	0
NOV	0	0	0	0	0	0	0
DEC	0	0	0	0	0	0	0
<b>TOTALS</b>	<b>467</b>	<b>14</b>	<b>0</b>	<b>322</b>	<b>0</b>	<b>0</b>	<b>803</b>

RBR	CH 7	CH 11	CH 12	CH 13	CH 15	SEC 304	TOTAL
JAN	61	3	0	45	0	0	109
FEB	63	3	0	41	0	0	107
MAR	90	2	0	56	0	0	148
APR	86	5	0	59	0	0	150
MAY	94	0	0	59	0	0	153
JUN	75	1	0	56	0	0	132
JUL	0	0	0	0	0	0	0
AUG	0	0	0	0	0	0	0
SEP	0	0	0	0	0	0	0
OCT	0	0	0	0	0	0	0
NOV	0	0	0	0	0	0	0
DEC	0	0	0	0	0	0	0
<b>TOTALS</b>	<b>469</b>	<b>14</b>	<b>0</b>	<b>316</b>	<b>0</b>	<b>0</b>	<b>799</b>

**2007 YEAR-TO-DATE COMPARISON OF BANKRUPTCY CASE FILINGS  
BY JUDGE**

	AJC	SHF	PGH	LMI	RAM	JKO	RBR	TOTAL
JAN	85	47	104	131	86	110	109	672
FEB	101	59	127	103	98	105	107	700
MAR	133	118	118	138	134	150	148	939
APR	128	101	109	154	127	149	150	918
MAY	145	110	106	152	158	155	153	979
JUN	141	92	176	135	138	134	132	948
JUL	0	0	0	0	0	0	0	0
AUG	0	0	0	0	0	0	0	0
SEP	0	0	0	0	0	0	0	0
OCT	0	0	0	0	0	0	0	0
NOV	0	0	0	0	0	0	0	0
DEC	0	0	0	0	0	0	0	0
<b>TOTALS</b>	<b>733</b>	<b>527</b>	<b>740</b>	<b>813</b>	<b>741</b>	<b>803</b>	<b>799</b>	<b>5156</b>
<b>% of Total</b>	<b>14.22</b>	<b>10.22</b>	<b>14.35</b>	<b>15.77</b>	<b>14.37</b>	<b>15.57</b>	<b>15.50</b>	

**2007 YEAR-TO-DATE COMPARISON OF BANKRUPTCY CASE FILINGS  
BY JUDGE/CHAPTER**

	CH 7	CH 11	CH 12	CH 13	CH 15	SEC 304	TOTAL
AJC	566	15	0	152	0	0	733
SHF	371	8	1	147	0	0	527
PGH	412	16	0	312	0	0	740
LMI	567	43	0	203	0	0	813
RAM	566	22	0	153	0	0	741
JKO	467	14	0	322	0	0	803
RBR	469	14	0	316	0	0	799
<b>TOTALS</b>	<b>3418</b>	<b>132</b>	<b>1</b>	<b>1605</b>	<b>0</b>	<b>0</b>	<b>5156</b>

### CALENDAR YEAR-TO-DATE COMPARISON

	ENDING JUN 07	ENDING JUN 06	PERCENT CHANGE
Bankruptcy Case Filings	5156	2346	119.78
Bankruptcy Case Closings	6885	16955	-59.39
Adversary Filings	519	541	-4.07
Adversary Closings	525	714	-26.47

### 12-MONTH/THREE YEAR COMPARISON

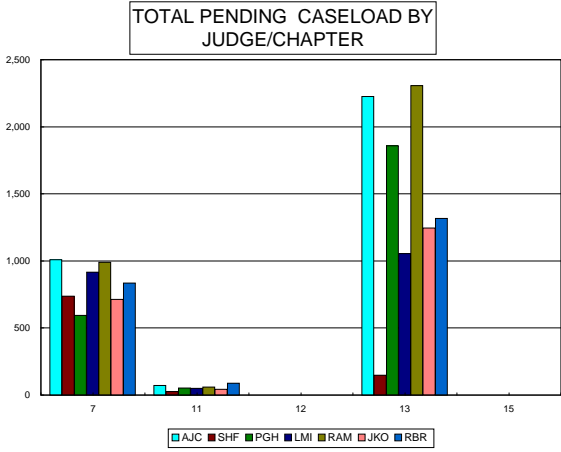
	ENDING JUN 07	ENDING JUN 06	ENDING JUN 05	% CHANGE 2007 / 2006	% CHANGE 2007 / 2005
Bankruptcy Case Filings	9161	23988	26660	-61.81	-65.64
Bankruptcy Case Closings	14376	34009	29028	-57.73	-50.48
Adversary Filings	1023	1533	1188	-33.27	-13.89
Adversary Closings	1107	1425	1384	-22.32	-20.01

### MONTHLY COMPARISON

	JUN 07	JUN 06	PERCENT CHANGE
Bankruptcy Case Filings	948	685	38.39
Bankruptcy Case Closings	1211	1497	-19.10
Adversary Filings	80	112	-28.57
Adversary Closings	58	162	-64.20

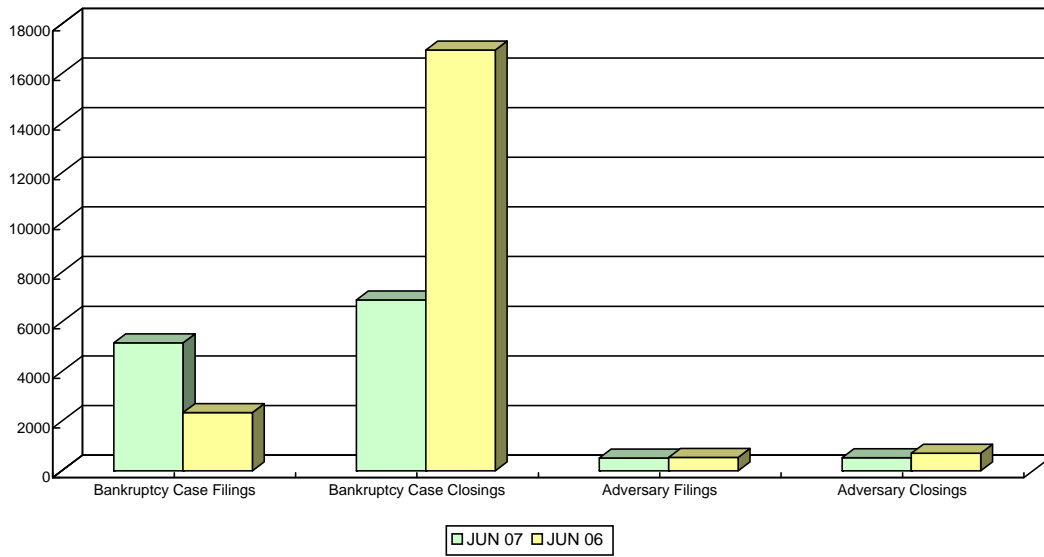
*Filings and Closings for Dade Division includes Monroe County*

*Filings and Closings for Palm Beach Division includes Indian River, Highlands, Martin,  
St. Lucie & Okeechobee Counties*





CALENDAR YEAR-TO-DATE COMPARISON



12-MONTH/THREE YEAR COMPARISON

