

UNITED STATES BANKRUPTCY COURT

SOUTHERN DISTRICT OF FLORIDA

*51 S.W. 1st Avenue
Room 1401
Miami, FL 33130*

*Karen Eddy
Clerk of Court*



MONTHLY STATISTICAL REPORT

MAY 2006

MONTHLY STATISTICAL REPORT

TABLE OF CONTENTS

	<i>page</i>
<i>I. MONTHLY SARD SUMMARY REPORT</i>	<i>2</i>
<i>II. BK CASE FILINGS SUMMARY REPORT</i>	<i>3</i>
<i>III. BK CASE CLOSINGS SUMMARY REPORT</i>	<i>4</i>
<i>IV. AP CASE FILINGS SUMMARY REPORT</i>	<i>3</i>
<i>V. AP CASE CLOSINGS SUMMARY REPORT</i>	<i>4</i>
<i>VI. BK PRO SE CASES FILING SUMMARY REPORT</i>	<i>5</i>
<i>VII. PENDING CASELOAD REPORT BY JUDGE/CHAPTER</i>	<i>6</i>
<i>VIII. DIVISIONAL CASELOAD REPORT</i>	<i>7</i>
<i>IX. CASE FILING BREAKDOWN BY COUNTY</i>	<i>8</i>
<i>X. BREAKDOWN BY NATURE OF DEBTOR</i>	<i>9</i>
<i>XI. BREAKDOWN BY COUNTY / NATURE - CONSUMER</i>	<i>10</i>
<i>XII. BREAKDOWN BY COUNTY / NATURE - BUSINESS</i>	<i>11</i>
<i>XIII. SUMMARIES AND GRAPHS</i>	<i>12 - 16</i>

MAY 2006
MONTHLY SARD REPORT SUMMARY

2

I. BC101 REPORT OF BANKRUPTCY CASES

	AJC	SHF	PGH	LMI	RAM	JKO	RBR	TOTAL
Pending Prior Month	5,111	1,274	3,010	2,520	5,235	2,344	2,905	22,399
Cases Filed	105	48	80	150	110	89	92	674
Reopened	16	7	8	8	23	15	14	91
Split Cases	1	0	0	1	0	0	0	2
Trans. In	0	0	0	0	0	1	1	2
Reassigned To	6	0	2	0	0	0	1	9
Trans. Out	0	0	0	0	0	0	1	1
Reassigned From	0	2	0	4	3	0	0	9
Cases Closed	281	69	194	190	321	196	221	1,472
Cases Pending	4,958	1,258	2,906	2,485	5,044	2,253	2,791	21,695

II. BC109 REPORT OF ADVERSARY CASES

	AJC	SHF	PGH	LMI	RAM	JKO	RBR	TOTAL
Pending Prior Month	64	163	52	95	176	92	131	773
Cases Filed	8	4	12	7	5	25	15	76
Trans. In	0	1	2	0	0	31	0	34
Reassigned To	0	0	0	0	1	0	0	1
Cases Reopened	1	2	0	0	0	0	0	3
Cases Closed	9	29	3	9	18	8	28	104
Trans. Out	0	0	0	0	0	0	0	0
Reassigned From	1	0	0	0	0	0	0	1
Cases Pending	63	141	63	93	164	140	118	782

IV. MONTHLY REPORT OF TRIALS AND OTHER ACTIVITY

	Contested Proceedings	Miscellaneous Proceedings	Total Hours in Court
AJC	36	11	47
SHF	27	36	63
PGH	1	15	16
LMI	4	23	27
RAM	8	32	40
JKO	4	21	25
RBR	11	21	32
Total	91	159	250

Cases Summary Report Group By Person Office
 Open: 5/1/06 - 5/31/06

Judge	Office	Ch7	Ch9	Ch11	Ch12	Ch13	304	Total	Adv	Mis
AJC	Miami	93	0	2	0	10	0	105	8	0
JKO	Miami	0	0	0	0	1	0	1	0	0
LMI	Miami	97	0	1	0	52	0	150	7	1
RAM	Miami	97	0	0	0	13	0	110	5	0
JKO	Broward	59	0	0	0	29	0	88	25	1
RBR	Broward	62	0	2	0	28	0	92	15	0
PGH	WPB	47	0	2	0	31	0	80	12	0
SHF	WPB	46	0	2	0	0	0	48	4	0
Total		501	0	9	0	164	0	674	76	2

split $\frac{2}{676}$ $\frac{+21}{107}$ → JFI Brow Judge JKO

Cases Summary Report Group By Person Office
Closed: 5/1/06 - 5/31/06

Judge	Office	Ch7	Ch9	Ch11	Ch12	Ch13	304	Total	Adv	Mis
AJC	Miami	102	0	0	0	179	0	281	9	0
LMI	Miami	107	0	0	0	83	0	190	9	0
RAM	Miami	127	0	1	0	193	0	321	18	0
RBR	Miami	4	0	0	0	0	0	4	0	0
JKO	Broward	107	0	3	0	86	0	196	8	0
RBR	Broward	118	0	3	0	96	0	217	28	0
PGH	WPB	68	0	1	0	125	0	194	3	0
SHF	WPB	69	0	0	0	0	0	69	29	0
Total		702	0	8	0	762	0	1472	104	0

Cases Summary Report Group By Person Office
Pro Se: 05/01/2006 - 05/31/2006

Judge	Office	Ch7	Ch9	Ch11	Ch12	Ch13	304	Total	Adv	Mis
AJC	Miami	3	0	0	0	0	0	3	0	0
LMI	Miami	2	0	0	0	8	0	10	0	0
RAM	Miami	1	0	0	0	3	0	4	0	0
JKO	Broward	6	0	0	0	1	0	7	0	1
RBR	Broward	9	0	0	0	3	0	12	1	0
PGH	WPB	2	0	0	0	1	0	3	0	0
SHF	WPB	9	0	0	0	0	0	9	0	0
Total		32	0	0	0	16	0	48	1	1

PENDING CASELOAD REPORTS BY JUDGE/CHAPTER
MAY 2006

AJC	7	11	12	13	304	ACT	TOTALS
Pending Prior Month	1,266	73	1	3,767	4	0	5,111
Cases Filed	93	2	0	10	0	0	105
Reopened	11	0	0	5	0	0	16
Split Cases	1	0	0	0	0	0	1
Transferred In	0	0	0	0	0	0	0
Reassigned To	6	0	0	0	0	0	6
Converted To	5	0	0	0	0	0	5
Transferred Out	0	0	0	0	0	0	0
Reassigned From	0	0	0	0	0	0	0
Converted From	0	2	0	3	0	0	5
Cases Closed	102	0	0	179	0	0	281
Total Pending	1,280	73	1	3,600	4	0	4,958
SHF	7	11	12	13	304	ACT	TOTALS
Pending Prior Month	1,247	25	0	2	0	0	1,274
Cases Filed	46	2	0	0	0	0	48
Reopened	7	0	0	0	0	0	7
Split Cases	0	0	0	0	0	0	0
Transferred In	0	0	0	0	0	0	0
Reassigned To	0	0	0	0	0	0	0
Converted To	0	0	0	0	0	0	0
Transferred Out	0	0	0	0	0	0	0
Reassigned From	1	0	0	1	0	0	2
Converted From	69	0	0	0	0	0	69
Total Pending	1,230	27	0	1	0	0	1,258
PGH	7	11	12	13	304	ACT	TOTALS
Pending Prior Month	637	35	0	2,338	0	0	3,010
Cases Filed	47	2	0	31	0	0	80
Reopened	3	0	0	5	0	0	8
Split Cases	0	0	0	0	0	0	0
Transferred In	0	0	0	0	0	0	0
Reassigned To	1	0	0	1	0	0	2
Converted To	2	0	0	0	0	0	2
Transferred Out	0	0	0	0	0	0	0
Reassigned From	0	0	0	0	0	0	0
Converted From	0	0	0	2	0	0	2
Cases Closed	68	1	0	125	0	0	194
Total Pending	622	36	0	2,248	0	0	2,906
LMI	7	11	12	13	304	ACT	TOTALS
Pending Prior Month	1,099	10	0	1,411	0	0	2,520
Cases Filed	97	1	0	52	0	0	150
Reopened	5	0	0	3	0	0	8
Split Cases	0	0	0	1	0	0	1
Transferred In	0	0	0	0	0	0	0
Reassigned To	0	0	0	0	0	0	0
Converted To	6	0	0	1	0	0	7
Transferred Out	0	0	0	0	0	0	0
Reassigned From	4	0	0	0	0	0	4
Converted From	1	1	0	5	0	0	7
Cases Closed	107	0	0	83	0	0	190
Total Pending	1,095	10	0	1,380	0	0	2,485
RAM	7	11	12	13	304	ACT	TOTALS
Pending Prior Month	1,232	71	0	3,928	4	0	5,235
Cases Filed	97	0	0	13	0	0	110
Reopened	18	0	0	5	0	0	23
Split Cases	0	0	0	0	0	0	0
Transferred In	0	0	0	0	0	0	0
Reassigned To	0	0	0	0	0	0	0
Converted To	4	0	0	1	0	0	5
Transferred Out	0	0	0	0	0	0	0
Reassigned From	3	0	0	0	0	0	3
Converted From	1	0	0	4	0	0	5
Cases Closed	127	1	0	193	0	0	321
Total Pending	1,220	70	0	3,750	4	0	5,044
JKO	7	11	12	13	304	ACT	TOTALS
Pending Prior Month	798	53	0	1,493	0	0	2,344
Cases Filed	59	0	0	30	0	0	89
Reopened	9	0	0	6	0	0	15
Split Cases	0	0	0	0	0	0	0
Transferred In	0	1	0	0	0	0	1
Reassigned To	0	0	0	0	0	0	0
Converted To	3	1	0	0	0	0	4
Transferred Out	0	0	0	0	0	0	0
Reassigned From	0	0	0	0	0	0	0
Converted From	0	0	0	4	0	0	4
Cases Closed	107	3	0	86	0	0	196
Total Pending	762	52	0	1,439	0	0	2,253
RBR	7	11	12	13	304	ACT	TOTALS
Pending Prior Month	1,213	100	0	1,591	1	0	2,905
Cases Filed	62	2	0	28	0	0	92
Reopened	9	0	0	5	0	0	14
Split Cases	0	0	0	0	0	0	0
Transferred In	0	0	0	1	0	0	1
Reassigned To	1	0	0	0	0	0	1
Converted To	1	0	0	1	0	0	2
Transferred Out	0	0	0	1	0	0	1
Reassigned From	0	0	0	0	0	0	0
Converted From	1	0	0	1	0	0	2
Cases Closed	122	3	0	96	0	0	221
Total Pending	1,163	99	0	1,528	1	0	2,791
GRAND TOTAL:	7,372	367	1	13,946	9	0	21,695

AJC PENDING CASE SUMMARY

CHAPTER	DADE DIVISION	BROWARD DIVISION	PALM BEACH DIVISION	TOTAL
7	1,280	0	0	1,280
11	71	2	0	73
12	1	0	0	1
13	3,600	0	0	3,600
304	4	0	0	4
TOTALS	4,956	2	0	4,958

SHF PENDING CASE SUMMARY

CHAPTER	DADE DIVISION	BROWARD DIVISION	PALM BEACH DIVISION	TOTAL
7	0	0	1,230	1,230
11	0	0	27	27
12	0	0	0	0
13	0	0	1	1
304	0	0	0	0
TOTALS	0	0	1,258	1,258

LMI PENDING CASE SUMMARY

CHAPTER	DADE DIVISION	BROWARD DIVISION	PALM BEACH DIVISION	TOTAL
7	1,095	0	0	1,095
11	10	0	0	10
12	0	0	0	0
13	1,380	0	0	1,380
304	0	0	0	0
TOTALS	2,485	0	0	2,485

PGH PENDING CASE SUMMARY

CHAPTER	DADE DIVISION	BROWARD DIVISION	PALM BEACH DIVISION	TOTAL
7	1	0	621	622
11	0	3	33	36
12	0	0	0	0
13	0	0	2,248	2,248
304	0	0	0	0
TOTALS	1	3	2,902	2,906

RAM PENDING CASE SUMMARY

CHAPTER	DADE DIVISION	BROWARD DIVISION	PALM BEACH DIVISION	TOTAL
7	1,218	0	2	1,220
11	69	0	1	70
12	0	0	0	0
13	3,750	0	0	3,750
304	4	0	0	4
TOTALS	5,041	0	3	5,044

JKO PENDING CASE SUMMARY

CHAPTER	DADE DIVISION	BROWARD DIVISION	PALM BEACH DIVISION	TOTAL
7	0	762	0	762
11	0	52	0	52
12	0	0	0	0
13	1	1,438	0	1,439
304	0	0	0	0
TOTALS	1	2,252	0	2,253

RBR PENDING CASE SUMMARY

CHAPTER	DADE DIVISION	BROWARD DIVISION	PALM BEACH DIVISION	TOTAL
7	19	1,144	0	1,163
11	0	99	0	99
12	0	0	0	0
13	0	1,528	0	1,528
304	0	1	0	1
TOTALS	19	2,772	0	2,791

DISTRICT TOTALS	12,503	5,029	4,163	21,695
------------------------	---------------	--------------	--------------	---------------

CASE FILING SUMMARY BY COUNTY

DADE COUNTY - 12025						
	7	11	12	13	304	TOTAL
AJC	92	2	0	10	0	104
SHF	0	0	0	0	0	0
PGH	0	0	0	0	0	0
LMI	93	0	0	52	0	145
RAM	93	0	0	13	0	106
JKO	0	0	0	1	0	1
RBR	0	0	0	0	0	0
Sub-Total	278	2	0	76	0	356

MONROE COUNTY - 12087						
	7	11	12	13	304	TOTAL
AJC	2	0	0	0	0	2
SHF	0	0	0	0	0	0
PGH	0	0	0	0	0	0
LMI	4	1	0	1	0	6
RAM	4	0	0	0	0	4
JKO	0	0	0	0	0	0
RBR	0	0	0	0	0	0
Sub-Total	10	1	0	1	0	12
						Division Total
						368

BROWARD COUNTY - 12011						
	7	11	12	13	304	TOTAL
AJC	0	0	0	0	0	0
SHF	0	0	0	0	0	0
PGH	0	0	0	0	0	0
LMI	0	0	0	0	0	0
RAM	0	0	0	0	0	0
JKO	59	0	0	29	0	88
RBR	62	2	0	28	0	92
Sub-Total	121	2	0	57	0	180
						Division Total
						180

HIGHLANDS COUNTY - 12055						
	7	11	12	13	304	TOTAL
AJC	0	0	0	0	0	0
SHF	1	0	0	0	0	1
PGH	1	0	0	3	0	4
LMI	0	0	0	0	0	0
RAM	0	0	0	0	0	0
JKO	0	0	0	0	0	0
RBR	0	0	0	0	0	0
Sub-Total	2	0	0	3	0	5

INDIAN RIVER COUNTY - 12061						
	7	11	12	13	304	TOTAL
AJC	0	0	0	0	0	0
SHF	0	0	0	0	0	0
PGH	1	0	0	1	0	2
LMI	0	0	0	0	0	0
RAM	0	0	0	0	0	0
JKO	0	0	0	0	0	0
RBR	0	0	0	0	0	0
Sub-Total	1	0	0	1	0	2

MARTIN COUNTY - 12085						
	7	11	12	13	304	TOTAL
AJC	0	0	0	0	0	0
SHF	5	0	0	0	0	5
PGH	2	0	0	0	0	2
LMI	0	0	0	0	0	0
RAM	0	0	0	0	0	0
JKO	0	0	0	0	0	0
RBR	0	0	0	0	0	0
Sub-Total	7	0	0	0	0	7

OKEECHOBEE COUNTY - 12093						
	7	11	12	13	304	TOTAL
AJC	0	0	0	0	0	0
SHF	1	0	0	0	0	1
PGH	1	0	0	2	0	3
LMI	0	0	0	0	0	0
RAM	0	0	0	0	0	0
JKO	0	0	0	0	0	0
RBR	0	0	0	0	0	0
Sub-Total	2	0	0	2	0	4

PALM BEACH COUNTY - 12099						
	7	11	12	13	304	TOTAL
AJC	0	0	0	0	0	0
SHF	31	3	0	0	0	34
PGH	37	1	0	19	0	57
LMI	0	0	0	0	0	0
RAM	0	0	0	0	0	0
JKO	0	0	0	0	0	0
RBR	0	0	0	0	0	0
Sub-Total	68	4	0	19	0	91

ST. LUCIE - 12111						
	7	11	12	13	304	TOTAL
AJC	0	0	0	0	0	0
SHF	8	0	0	0	0	8
PGH	5	0	0	6	0	11
LMI	0	0	0	0	0	0
RAM	0	0	0	0	0	0
JKO	0	0	0	0	0	0
RBR	0	0	0	0	0	0
Sub-Total	13	0	0	6	0	19
						Division Total
						128

GRAND TOTAL						
	7	11	12	13	304	TOTAL
	502	9	0	165	0	676

MAY 2006

CASE FILING SUMMARY BY NATURE OF DEBTOR/DIVISION

CHAPTER	BUSINESS				CONSUMER				TOTAL
	DADE	BROWARD	PALM BCH	DIV. TOTAL	DADE	BROWARD	PALM BCH	DIV. TOTAL	
7	6	6	2	14	282	115	91	488	502
11	3	2	4	9	0	0	0	0	9
12	0	0	0	0	0	0	0	0	0
13	1	1	0	2	76	56	31	163	165
304	0	0	0	0	0	0	0	0	0
TOTAL	10	9	6	25	358	171	122	651	676

DIVISIONAL BUSINESS CASE FILING SUMMARY

DADE DIVISION

CHAPTER	AJC	SHF	PGH	LMI	RAM	JKO	RBR	TOTAL
7	2	0	0	2	2	0	0	6
11	2	0	0	1	0	0	0	3
12	0	0	0	0	0	0	0	0
13	0	0	0	0	0	1	0	1
304	0	0	0	0	0	0	0	0
Sub-Total	4	0	0	3	2	1	0	10

BROWARD DIVISION

CHAPTER	AJC	SHF	PGH	LMI	RAM	JKO	RBR	TOTAL
7	0	0	0	0	0	3	3	6
11	0	0	0	0	0	0	2	2
12	0	0	0	0	0	0	0	0
13	0	0	0	0	0	1	0	1
304	0	0	0	0	0	0	0	0
Sub-Total	0	0	0	0	0	4	5	9

PALM BEACH DIVISION

CHAPTER	AJC	SHF	PGH	LMI	RAM	JKO	RBR	TOTAL
7	0	1	1	0	0	0	0	2
11	0	2	2	0	0	0	0	4
12	0	0	0	0	0	0	0	0
13	0	0	0	0	0	0	0	0
304	0	0	0	0	0	0	0	0
Sub-Total	0	3	3	0	0	0	0	6
GRAND TOTAL	4	3	3	3	2	5	5	25

DIVISIONAL CONSUMER CASE FILING SUMMARY

DADE DIVISION

CHAPTER	AJC	SHF	PGH	LMI	RAM	JKO	RBR	TOTAL
7	92	0	0	95	95	0	0	282
11	0	0	0	0	0	0	0	0
12	0	0	0	0	0	0	0	0
13	10	0	0	53	13	0	0	76
304	0	0	0	0	0	0	0	0
Sub-Total	102	0	0	148	108	0	0	358

BROWARD DIVISION

CHAPTER	AJC	SHF	PGH	LMI	RAM	JKO	RBR	TOTAL
7	0	0	0	0	0	56	59	115
11	0	0	0	0	0	0	0	0
12	0	0	0	0	0	0	0	0
13	0	0	0	0	0	28	28	56
304	0	0	0	0	0	0	0	0
Sub-Total	0	0	0	0	0	84	87	171

PALM BEACH DIVISION

CHAPTER	AJC	SHF	PGH	LMI	RAM	JKO	RBR	TOTAL
7	0	45	46	0	0	0	0	91
11	0	0	0	0	0	0	0	0
12	0	0	0	0	0	0	0	0
13	0	0	31	0	0	0	0	31
304	0	0	0	0	0	0	0	0
Sub-Total	0	45	77	0	0	0	0	122
GRAND TOTAL	102	45	77	148	108	84	87	651

CASE FILING SUMMARY BY COUNTY / CONSUMER - BUSINESS CONSUMERS

DADE COUNTY - 12025						
	7	11	12	13	304	TOTAL
AJC	90	0	0	10	0	100
SHF	0	0	0	0	0	0
PGH	0	0	0	0	0	0
LMI	91	0	0	52	0	143
RAM	91	0	0	13	0	104
JKO	0	0	0	0	0	0
RBR	0	0	0	0	0	0
Sub-Total	272	0	0	75	0	347

MONROE COUNTY - 12087							
	7	11	12	13	304	TOTAL	
AJC	2	0	0	0	0	2	
SHF	0	0	0	0	0	0	
PGH	0	0	0	0	0	0	
LMI	4	0	0	1	0	5	
RAM	4	0	0	0	0	4	
JKO	0	0	0	0	0	0	
RBR	0	0	0	0	0	0	
Sub-Total	10	0	0	1	0	11	
						Division Total	358

BROWARD COUNTY - 12011							
	7	11	12	13	304	TOTAL	
AJC	0	0	0	0	0	0	
SHF	0	0	0	0	0	0	
PGH	0	0	0	0	0	0	
LMI	0	0	0	0	0	0	
RAM	0	0	0	0	0	0	
JKO	56	0	0	28	0	84	
RBR	59	0	0	28	0	87	
Sub-Total	115	0	0	56	0	171	
						Division Total	171

HIGHLANDS COUNTY - 12055						
	7	11	12	13	304	TOTAL
AJC	0	0	0	0	0	0
SHF	1	0	0	0	0	1
PGH	1	0	0	3	0	4
LMI	0	0	0	0	0	0
RAM	0	0	0	0	0	0
JKO	0	0	0	0	0	0
RBR	0	0	0	0	0	0
Sub-Total	2	0	0	3	0	5

INDIAN RIVER COUNTY - 12061						
	7	11	12	13	304	TOTAL
AJC	0	0	0	0	0	0
SHF	0	0	0	0	0	0
PGH	1	0	0	1	0	2
LMI	0	0	0	0	0	0
RAM	0	0	0	0	0	0
JKO	0	0	0	0	0	0
RBR	0	0	0	0	0	0
Sub-Total	1	0	0	1	0	2

MARTIN COUNTY - 12085						
	7	11	12	13	304	TOTAL
AJC	0	0	0	0	0	0
SHF	5	0	0	0	0	5
PGH	1	0	0	0	0	1
LMI	0	0	0	0	0	0
RAM	0	0	0	0	0	0
JKO	0	0	0	0	0	0
RBR	0	0	0	0	0	0
Sub-Total	6	0	0	0	0	6

OKEECHOBEE COUNTY - 12093						
	7	11	12	13	304	TOTAL
AJC	0	0	0	0	0	0
SHF	1	0	0	0	0	1
PGH	1	0	0	2	0	3
LMI	0	0	0	0	0	0
RAM	0	0	0	0	0	0
JKO	0	0	0	0	0	0
RBR	0	0	0	0	0	0
Sub-Total	2	0	0	2	0	4

PALM BEACH COUNTY - 12099						
	7	11	12	13	304	TOTAL
AJC	0	0	0	0	0	0
SHF	30	0	0	0	0	30
PGH	37	0	0	19	0	56
LMI	0	0	0	0	0	0
RAM	0	0	0	0	0	0
JKO	0	0	0	0	0	0
RBR	0	0	0	0	0	0
Sub-Total	67	0	0	19	0	86

ST. LUCIE - 12111							
	7	11	12	13	304	TOTAL	
AJC	0	0	0	0	0	0	
SHF	8	0	0	0	0	8	
PGH	5	0	0	6	0	11	
LMI	0	0	0	0	0	0	
RAM	0	0	0	0	0	0	
JKO	0	0	0	0	0	0	
RBR	0	0	0	0	0	0	
Sub-Total	13	0	0	6	0	19	
						Division Total	122

GRAND TOTAL						
	7	11	12	13	304	TOTAL
	488	0	0	163	0	651

**CASE FILING SUMMARY BY COUNTY / CONSUMER - BUSINESS
BUSINESS**

DADE COUNTY - 12025						
	7	11	12	13	304	TOTAL
AJC	2	2	0	0	0	4
SHF	0	0	0	0	0	0
PGH	0	0	0	0	0	0
LMI	2	0	0	0	0	2
RAM	2	0	0	0	0	2
JKO	0	0	0	1	0	1
RBR	0	0	0	0	0	0
Sub-Total	6	2	0	1	0	9

MONROE COUNTY - 12087						
	7	11	12	13	304	TOTAL
AJC	0	0	0	0	0	0
SHF	0	0	0	0	0	0
PGH	0	0	0	0	0	0
LMI	0	1	0	0	0	1
RAM	0	0	0	0	0	0
JKO	0	0	0	0	0	0
RBR	0	0	0	0	0	0
Sub-Total	0	1	0	0	0	1

BROWARD COUNTY - 12011						
	7	11	12	13	304	TOTAL
AJC	0	0	0	0	0	0
SHF	0	0	0	0	0	0
PGH	0	0	0	0	0	0
LMI	0	0	0	0	0	0
RAM	0	0	0	0	0	0
JKO	3	0	0	1	0	4
RBR	3	2	0	0	0	5
Sub-Total	6	2	0	1	0	9

HIGHLANDS COUNTY - 12055						
	7	11	12	13	304	TOTAL
AJC	0	0	0	0	0	0
SHF	0	0	0	0	0	0
PGH	0	0	0	0	0	0
LMI	0	0	0	0	0	0
RAM	0	0	0	0	0	0
JKO	0	0	0	0	0	0
RBR	0	0	0	0	0	0
Sub-Total	0	0	0	0	0	0

INDIAN RIVER COUNTY - 12061						
	7	11	12	13	304	TOTAL
AJC	0	0	0	0	0	0
SHF	0	0	0	0	0	0
PGH	0	0	0	0	0	0
LMI	0	0	0	0	0	0
RAM	0	0	0	0	0	0
JKO	0	0	0	0	0	0
RBR	0	0	0	0	0	0
Sub-Total	0	0	0	0	0	0

MARTIN COUNTY - 12085						
	7	11	12	13	304	TOTAL
AJC	0	0	0	0	0	0
SHF	0	0	0	0	0	0
PGH	1	0	0	0	0	1
LMI	0	0	0	0	0	0
RAM	0	0	0	0	0	0
JKO	0	0	0	0	0	0
RBR	0	0	0	0	0	0
Sub-Total	1	0	0	0	0	1

OKEECHOBEE COUNTY - 12093						
	7	11	12	13	304	TOTAL
AJC	0	0	0	0	0	0
SHF	0	0	0	0	0	0
PGH	0	0	0	0	0	0
LMI	0	0	0	0	0	0
RAM	0	0	0	0	0	0
JKO	0	0	0	0	0	0
RBR	0	0	0	0	0	0
Sub-Total	0	0	0	0	0	0

PALM BEACH COUNTY - 12099						
	7	11	12	13	304	TOTAL
AJC	0	0	0	0	0	0
SHF	1	3	0	0	0	4
PGH	0	1	0	0	0	1
LMI	0	0	0	0	0	0
RAM	0	0	0	0	0	0
JKO	0	0	0	0	0	0
RBR	0	0	0	0	0	0
Sub-Total	1	4	0	0	0	5

ST. LUCIE - 12111						
	7	11	12	13	304	TOTAL
AJC	0	0	0	0	0	0
SHF	0	0	0	0	0	0
PGH	0	0	0	0	0	0
LMI	0	0	0	0	0	0
RAM	0	0	0	0	0	0
JKO	0	0	0	0	0	0
RBR	0	0	0	0	0	0
Sub-Total	0	0	0	0	0	0

GRAND TOTAL						
	7	11	12	13	304	TOTAL
GRAND TOTAL	14	9	0	2	0	25

Division
1 Total 10

Division
5 Total 9

Division
0 Total 6

2006 COMPARISON OF BANKRUPTCY FILINGS

12

AJC	CH 7	CH 11	CH 12	CH 13	SEC 304	TOTAL
JAN	53	0	0	24	0	77
FEB	68	0	0	16	0	84
MAR	69	4	0	7	0	80
APR	57	0	0	8	0	65
MAY	94	2	0	10	0	106
JUN	0	0	0	0	0	0
JUL	0	0	0	0	0	0
AUG	0	0	0	0	0	0
SEP	0	0	0	0	0	0
OCT	0	0	0	0	0	0
NOV	0	0	0	0	0	0
DEC	0	0	0	0	0	0
TOTALS	341	6	0	65	0	412

SHF	CH 7	CH 11	CH 12	CH 13	SEC 304	TOTAL
JAN	16	0	0	0	0	16
FEB	18	0	0	0	0	18
MAR	27	0	0	0	0	27
APR	35	3	0	0	0	38
MAY	46	2	0	0	0	48
JUN	0	0	0	0	0	0
JUL	0	0	0	0	0	0
AUG	0	0	0	0	0	0
SEP	0	0	0	0	0	0
OCT	0	0	0	0	0	0
NOV	0	0	0	0	0	0
DEC	0	0	0	0	0	0
TOTALS	142	5	0	0	0	147

PGH	CH 7	CH 11	CH 12	CH 13	SEC 304	TOTAL
JAN	37	1	0	46	0	84
FEB	17	3	0	20	0	40
MAR	31	2	0	36	0	69
APR	34	0	0	32	0	66
MAY	47	2	0	31	0	80
JUN	0	0	0	0	0	0
JUL	0	0	0	0	0	0
AUG	0	0	0	0	0	0
SEP	0	0	0	0	0	0
OCT	0	0	0	0	0	0
NOV	0	0	0	0	0	0
DEC	0	0	0	0	0	0
TOTALS	166	8	0	165	0	339

LMI	CH 7	CH 11	CH 12	CH 13	SEC 304	TOTAL
JAN	0	0	0	0	0	0
FEB	47	2	0	9	0	58
MAR	68	1	0	40	0	109
APR	55	0	0	33	0	88
MAY	97	1	0	53	0	151
JUN	0	0	0	0	0	0
JUL	0	0	0	0	0	0
AUG	0	0	0	0	0	0
SEP	0	0	0	0	0	0
OCT	0	0	0	0	0	0
NOV	0	0	0	0	0	0
DEC	0	0	0	0	0	0
TOTALS	267	4	0	135	0	406

RAM	CH 7	CH 11	CH 12	CH 13	SEC 304	TOTAL
JAN	51	0	0	28	0	79
FEB	65	1	0	13	0	79
MAR	71	1	0	10	0	82
APR	52	0	0	6	0	58
MAY	97	0	0	13	0	110
JUN	0	0	0	0	0	0
JUL	0	0	0	0	0	0
AUG	0	0	0	0	0	0
SEP	0	0	0	0	0	0
OCT	0	0	0	0	0	0
NOV	0	0	0	0	0	0
DEC	0	0	0	0	0	0
TOTALS	336	2	0	70	0	408

JKO	CH 7	CH 11	CH 12	CH 13	SEC 304	TOTAL
JAN	0	0	0	0	0	0
FEB	27	1	0	20	0	48
MAR	40	2	0	30	0	72
APR	56	2	0	30	0	88
MAY	59	0	0	30	0	89
JUN	0	0	0	0	0	0
JUL	0	0	0	0	0	0
AUG	0	0	0	0	0	0
SEP	0	0	0	0	0	0
OCT	0	0	0	0	0	0
NOV	0	0	0	0	0	0
DEC	0	0	0	0	0	0
TOTALS	182	5	0	110	0	297

RBR	CH 7	CH 11	CH 12	CH 13	SEC 304	TOTAL
JAN	18	0	0	21	0	39
FEB	27	2	0	19	0	48
MAR	41	1	0	32	0	74
APR	52	2	0	30	0	84
MAY	62	2	0	28	0	92
JUN	0	0	0	0	0	0
JUL	0	0	0	0	0	0
AUG	0	0	0	0	0	0
SEP	0	0	0	0	0	0
OCT	0	0	0	0	0	0
NOV	0	0	0	0	0	0
DEC	0	0	0	0	0	0
TOTALS	200	7	0	130	0	337

**2006 YEAR-TO-DATE COMPARISON OF BANKRUPTCY CASE FILINGS
BY JUDGE**

	AJC	SHF	PGH	LMI	RAM	JKO	RBR	TOTAL
JAN	77	16	84	0	79	0	39	295
FEB	84	18	40	58	79	48	48	375
MAR	80	27	69	109	82	72	74	513
APR	65	38	66	88	58	88	84	487
MAY	106	48	80	151	110	89	92	676
JUN	0	0	0	0	0	0	0	0
JUL	0	0	0	0	0	0	0	0
AUG	0	0	0	0	0	0	0	0
SEP	0	0	0	0	0	0	0	0
OCT	0	0	0	0	0	0	0	0
NOV	0	0	0	0	0	0	0	0
DEC	0	0	0	0	0	0	0	0
TOTALS	412	147	339	406	408	297	337	2346
% of Total	17.56	6.27	14.45	17.31	17.39	12.66	14.36	

**2006 YEAR-TO-DATE COMPARISON OF BANKRUPTCY CASE FILINGS
BY JUDGE/CHAPTER**

	CH 7	CH 11	CH 12	CH 13	SEC 304	TOTAL
AJC	341	6	0	65	0	412
SHF	142	5	0	0	0	147
PGH	166	8	0	165	0	339
LMI	267	4	0	135	0	406
RAM	336	2	0	70	0	408
JKO	182	5	0	110	0	297
RBR	200	7	0	130	0	337
TOTALS	1634	37	0	675	0	2346

CALENDAR YEAR-TO-DATE COMPARISON

	ENDING MAY 06	ENDING MAY 05	PERCENT CHANGE
Bankruptcy Case Filings	2346	11531	-79.65
Bankruptcy Case Closings	16955	11573	46.50
Adversary Filings	541	382	41.62
Adversary Closings	714	582	22.68

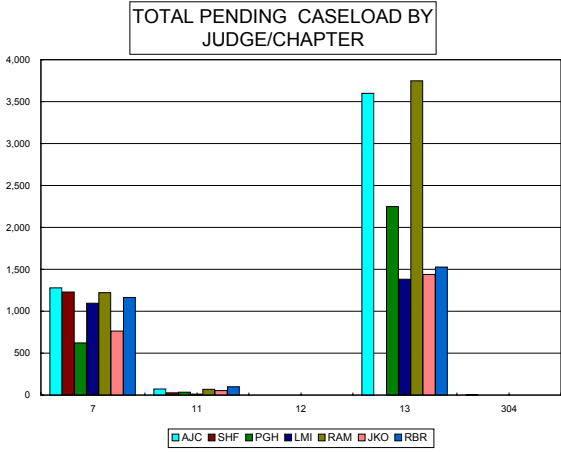
12-MONTH/THREE YEAR COMPARISON

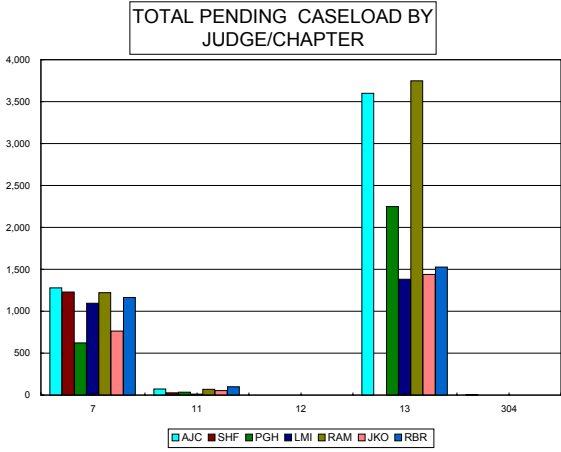
	ENDING MAY 06	ENDING MAY 05	ENDING MAY 04	% CHANGE 2006 / 2005	% CHANGE 2006 / 2004
Bankruptcy Case Filings	26231	26473	29640	-0.91	-11.50
Bankruptcy Case Closings	34600	29545	30425	17.11	13.72
Adversary Filings	1486	1248	2322	19.07	-36.00
Adversary Closings	1368	1432	2637	-4.47	-48.12

MONTHLY COMPARISON

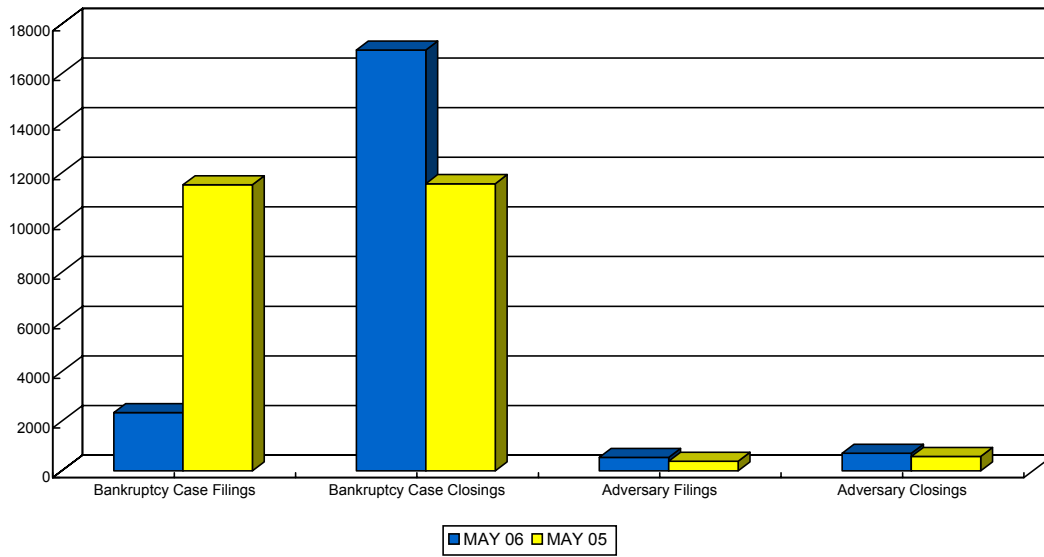
	MAY 06	MAY 05	PERCENT CHANGE
Bankruptcy Case Filings	676	2804	-75.89
Bankruptcy Case Closings	1472	1786	-17.58
Adversary Filings	107	67	59.70
Adversary Closings	104	76	36.84

*Filings and Closings for Dade Division includes Monroe County
 Filings and Closings for Palm Beach Division includes Indian River, Highlands, Martin,
 St. Lucie & Okeechobee Counties*





CALENDAR YEAR-TO-DATE COMPARISON



12-MONTH/THREE YEAR COMPARISON

