


UNITED STATES BANKRUPTCY COURT

SOUTHERN DISTRICT OF FLORIDA

*51 S.W. 1st Avenue
Room 1401
Miami, FL 33130*

*Katherine Gould-Feldman
Clerk of Court*



MONTHLY STATISTICAL REPORT
FEBRUARY 2007

MONTHLY STATISTICAL REPORT

TABLE OF CONTENTS

	<i>page</i>
<i>I. MONTHLY SARD SUMMARY REPORT</i>	<i>2</i>
<i>II. BK CASE FILINGS SUMMARY REPORT</i>	<i>3</i>
<i>III. BK CASE CLOSINGS SUMMARY REPORT</i>	<i>4</i>
<i>IV. AP CASE FILINGS SUMMARY REPORT</i>	<i>3</i>
<i>V. AP CASE CLOSINGS SUMMARY REPORT</i>	<i>4</i>
<i>VI. BK PRO SE CASES FILING SUMMARY REPORT</i>	<i>5</i>
<i>VII. PENDING CASELOAD REPORT BY JUDGE/CHAPTER</i>	<i>6</i>
<i>VIII. DIVISIONAL CASELOAD REPORT</i>	<i>7</i>
<i>IX. CASE FILING BREAKDOWN BY COUNTY</i>	<i>8</i>
<i>X. BREAKDOWN BY NATURE OF DEBTOR</i>	<i>9</i>
<i>XI. BREAKDOWN BY COUNTY / NATURE - CONSUMER</i>	<i>10</i>
<i>XII. BREAKDOWN BY COUNTY / NATURE - BUSINESS</i>	<i>11</i>
<i>XIII. SUMMARIES AND GRAPHS</i>	<i>12 - 16</i>

**FEBRUARY 2007
MONTHLY SARD REPORT SUMMARY**

I. BC101 REPORT OF BANKRUPTCY CASES

	AJC	SHF	PGH	LMI	RAM	JKO	RBR	TOTAL
Pending Prior Month	3,621	915	2,609	2,076	3,696	2,054	2,376	17,347
Cases Filed	101	59	127	103	98	105	107	700
Reopened	8	2	5	7	9	4	5	40
Split Cases	0	0	0	0	0	0	0	0
Trans. In	0	0	0	0	0	0	0	0
Reassigned To	0	0	0	0	0	0	1	1
Trans. Out	0	0	0	0	0	0	0	0
Reassigned From	0	0	0	1	0	0	0	1
Cases Closed	168	81	120	142	157	134	153	955
Cases Pending	3,562	895	2,621	2,043	3,646	2,029	2,336	17,132

II. BC109 REPORT OF ADVERSARY CASES

	AJC	SHF	PGH	LMI	RAM	JKO	RBR	TOTAL
Pending Prior Month	64	121	80	70	46	169	60	610
Cases Filed	5	14	3	1	9	35	6	73
Trans. In	0	0	0	0	0	0	0	0
Reassigned To	0	0	0	0	0	0	0	0
Cases Reopened	0	0	0	0	0	0	0	0
Cases Closed	11	13	14	8	6	53	12	117
Trans. Out	0	0	0	0	0	0	0	0
Reassigned From	0	0	0	0	0	0	0	0
Cases Pending	58	122	69	63	49	151	54	566

IV. MONTHLY REPORT OF TRIALS AND OTHER ACTIVITY

	Contested Proceedings	Miscellaneous Proceedings	Total Hours in Court
AJC	13	29	42
SHF	17	25	42
PGH	2	12	14
LMI	17	21	38
RAM	1	16	17
JKO	8	19	27
RBR	5	10	15
Total	63	132	195

Cases Summary Report Group By Person Office
New Filed: 2/1/2007 - 2/28/2007

Judge	Office	Ch7	Ch9	Ch11	Ch12	Ch13	Ch15	304	Total	Adv	Mis
AJC	Miami	73	0	2	0	26	0	0	101	5	0
LMI	Miami	72	0	3	0	27	0	0	102	1	0
RAM	Miami	74	0	0	0	24	0	0	98	9	0
JKO	Broward	61	0	2	0	42	0	0	105	35	0
RBR	Broward	63	0	3	0	41	0	0	107	6	0
PGH	WPB	52	0	1	0	74	0	0	127	3	0
SHF	WPB	54	0	4	0	1	0	0	59	14	0
Total		449	0	15	0	235	0	0	699	73	0

$\frac{1}{700}$

7-10675 LMI 7

Filed + closed in Feb

Cases Summary Report Group By Person Office
Closed: 2/1/2007 - 2/28/2007

Judge	Office	Ch7	Ch9	Ch11	Ch12	Ch13	Ch15	304	Total	Adv	Mis
AJC	Miami	87	0	0	0	81	0	0	168	11	0
LMI	Miami	87	0	0	0	55	0	0	142	8	0
RAM	Miami	86	0	3	0	68	0	0	157	6	0
RBR	Miami	1	0	0	0	0	0	0	1	0	0
JKO	Broward	74	0	1	0	59	0	0	134	53	0
RBR	Broward	80	0	0	0	72	0	0	152	12	0
PGH	WPB	35	0	0	0	85	0	0	120	14	0
SHF	WPB	81	0	0	0	0	0	0	81	13	0
Total		531	0	4	0	420	0	0	955	117	0

Cases Summary Report Group By Person Office
Pro Se: 2/1/2007 - 2/28/2007

Judge	Office	Ch7	Ch9	Ch11	Ch12	Ch13	Ch15	304	Total	Adv	Mis
AJC	Miami	1	0	0	0	6	0	0	7	0	0
LMI	Miami	0	0	0	0	2	0	0	2	0	0
RAM	Miami	1	0	0	0	5	0	0	6	0	0
JKO	Broward	11	0	0	0	3	0	0	14	3	0
RBR	Broward	6	0	1	0	4	0	0	11	1	0
PGH	WPB	10	0	0	0	9	0	0	19	0	0
SHF	WPB	6	0	1	0	0	0	0	7	0	0
Total		35	0	2	0	29	0	0	66	4	0

PENDING CASELOAD REPORTS BY JUDGE/CHAPTER
FEBRUARY 2007

AJC	7	11	12	13	15	304	TOTALS
Pending Prior Month	979	61	0	2,577	0	4	3,621
Cases Filed	73	2	0	26	0	0	101
Reopened	5	0	0	3	0	0	8
Split Cases	0	0	0	0	0	0	0
Transferred In	0	0	0	0	0	0	0
Reassigned To	0	0	0	0	0	0	0
Converted To	5	0	0	0	0	0	5
Transferred Out	0	0	0	0	0	0	0
Reassigned From	0	0	0	0	0	0	0
Converted From	0	0	0	5	0	0	5
Cases Closed	87	0	0	81	0	0	168
Total Pending	975	63	0	2,520	0	4	3,562
SHF	7	11	12	13	15	304	TOTALS
Pending Prior Month	887	28	0	0	0	0	915
Cases Filed	54	4	0	1	0	0	59
Reopened	2	0	0	0	0	0	2
Split Cases	0	0	0	0	0	0	0
Transferred In	0	0	0	0	0	0	0
Reassigned To	0	0	0	0	0	0	0
Converted To	0	0	0	0	0	0	0
Transferred Out	0	0	0	0	0	0	0
Reassigned From	0	0	0	0	0	0	0
Converted From	0	0	0	0	0	0	0
Cases Closed	81	0	0	0	0	0	81
Total Pending	862	32	0	1	0	0	895
PGH	7	11	12	13	15	304	TOTALS
Pending Prior Month	548	45	0	2,016	0	0	2,609
Cases Filed	52	1	0	74	0	0	127
Reopened	4	1	0	0	0	0	5
Split Cases	0	0	0	0	0	0	0
Transferred In	0	0	0	0	0	0	0
Reassigned To	0	0	0	0	0	0	0
Converted To	0	0	0	0	0	0	0
Transferred Out	0	0	0	0	0	0	0
Reassigned From	0	0	0	0	0	0	0
Converted From	0	0	0	0	0	0	0
Cases Closed	35	0	0	85	0	0	120
Total Pending	569	47	0	2,005	0	0	2,621
LMI	7	11	12	13	15	304	TOTALS
Pending Prior Month	904	17	0	1,155	0	0	2,076
Cases Filed	73	3	0	27	0	0	103
Reopened	4	0	0	3	0	0	7
Split Cases	0	0	0	0	0	0	0
Transferred In	0	0	0	0	0	0	0
Reassigned To	0	0	0	0	0	0	0
Converted To	0	0	0	1	0	0	1
Transferred Out	0	0	0	0	0	0	0
Reassigned From	1	0	0	0	0	0	1
Converted From	1	0	0	0	0	0	1
Cases Closed	87	0	0	55	0	0	142
Total Pending	892	20	0	1,131	0	0	2,043
RAM	7	11	12	13	15	304	TOTALS
Pending Prior Month	950	64	0	2,677	1	4	3,696
Cases Filed	74	0	0	24	0	0	98
Reopened	6	0	0	3	0	0	9
Split Cases	0	0	0	0	0	0	0
Transferred In	0	0	0	0	0	0	0
Reassigned To	0	0	0	0	0	0	0
Converted To	4	0	0	0	0	0	4
Transferred Out	0	0	0	0	0	0	0
Reassigned From	0	0	0	0	0	0	0
Converted From	0	0	0	4	0	0	4
Cases Closed	86	3	0	68	0	0	157
Total Pending	948	61	0	2,632	1	4	3,646
JKO	7	11	12	13	15	304	TOTALS
Pending Prior Month	728	37	0	1,289	0	0	2,054
Cases Filed	61	2	0	42	0	0	105
Reopened	4	0	0	0	0	0	4
Split Cases	0	0	0	0	0	0	0
Transferred In	0	0	0	0	0	0	0
Reassigned To	0	0	0	0	0	0	0
Converted To	5	0	0	0	0	0	5
Transferred Out	0	0	0	0	0	0	0
Reassigned From	0	0	0	0	0	0	0
Converted From	0	0	0	5	0	0	5
Cases Closed	74	1	0	59	0	0	134
Total Pending	724	38	0	1,267	0	0	2,029
RBR	7	11	12	13	15	304	TOTALS
Pending Prior Month	929	88	0	1,359	0	0	2,376
Cases Filed	63	3	0	41	0	0	107
Reopened	3	0	0	2	0	0	5
Split Cases	0	0	0	0	0	0	0
Transferred In	0	0	0	0	0	0	0
Reassigned To	1	0	0	0	0	0	1
Converted To	1	0	0	0	0	0	1
Transferred Out	0	0	0	0	0	0	0
Reassigned From	0	0	0	0	0	0	0
Converted From	0	0	0	1	0	0	1
Cases Closed	81	0	0	72	0	0	153
Total Pending	916	91	0	1,329	0	0	2,336
GRAND TOTAL:	5,886	352	0	10,885	1	8	17,132

AJC PENDING CASE SUMMARY

CHAPTER	DADE DIVISION	BROWARD DIVISION	PALM BEACH DIVISION	TOTAL
7	975	0	0	975
11	61	2	0	63
12	0	0	0	0
13	2,520	0	0	2,520
15	0	0	0	0
304	4	0	0	4
TOTALS	3,560	2	0	3,562

SHF PENDING CASE SUMMARY

CHAPTER	DADE DIVISION	BROWARD DIVISION	PALM BEACH DIVISION	TOTAL
7	0	1	861	862
11	0	0	32	32
12	0	0	0	0
13	0	0	1	1
15	0	0	0	0
304	0	0	0	0
TOTALS	0	1	894	895

LMI PENDING CASE SUMMARY

CHAPTER	DADE DIVISION	BROWARD DIVISION	PALM BEACH DIVISION	TOTAL
7	892	0	0	892
11	20	0	0	20
12	0	0	0	0
13	1,131	0	0	1,131
15	0	0	0	0
304	0	0	0	0
TOTALS	2,043	0	0	2,043

PGH PENDING CASE SUMMARY

CHAPTER	DADE DIVISION	BROWARD DIVISION	PALM BEACH DIVISION	TOTAL
7	1	0	568	569
11	0	3	44	47
12	0	0	0	0
13	0	0	2,005	2,005
15	0	0	0	0
304	0	0	0	0
TOTALS	1	3	2,617	2,621

RAM PENDING CASE SUMMARY

CHAPTER	DADE DIVISION	BROWARD DIVISION	PALM BEACH DIVISION	TOTAL
7	946	0	2	948
11	60	0	1	61
12	0	0	0	0
13	2,632	0	0	2,632
15	1	0	0	1
304	4	0	0	4
TOTALS	3,643	0	3	3,646

JKO PENDING CASE SUMMARY

CHAPTER	DADE DIVISION	BROWARD DIVISION	PALM BEACH DIVISION	TOTAL
7	0	724	0	724
11	0	38	0	38
12	0	0	0	0
13	0	1,267	0	1,267
15	0	0	0	0
304	0	0	0	0
TOTALS	0	2,029	0	2,029

RBR PENDING CASE SUMMARY

CHAPTER	DADE DIVISION	BROWARD DIVISION	PALM BEACH DIVISION	TOTAL
7	5	911	0	916
11	0	91	0	91
12	0	0	0	0
13	0	1,329	0	1,329
15	0	0	0	0
304	0	0	0	0
TOTALS	5	2,331	0	2,336

DISTRICT TOTALS	9,252	4,366	3,514	17,132
------------------------	--------------	--------------	--------------	---------------

FEBRUARY 2007
CASE FILING SUMMARY BY COUNTY

DADE COUNTY - 12025							
	7	11	12	13	15	304	TOTAL
AJC	73	2	0	26	0	0	101
SHF	0	0	0	0	0	0	0
PGH	0	0	0	0	0	0	0
LMI	71	3	0	27	0	0	101
RAM	73	0	0	24	0	0	97
JKO	0	0	0	0	0	0	0
RBR	0	0	0	0	0	0	0
Sub-Total	217	5	0	77	0	0	299

MONROE COUNTY - 12087								
	7	11	12	13	15	304	TOTAL	
AJC	0	0	0	0	0	0	0	
SHF	0	0	0	0	0	0	0	
PGH	0	0	0	0	0	0	0	
LMI	2	0	0	0	0	0	2	
RAM	1	0	0	0	0	0	1	
JKO	0	0	0	0	0	0	0	
RBR	0	0	0	0	0	0	0	
Sub-Total	3	0	0	0	0	0	3	
							Division	302
							3 Total	302

BROWARD COUNTY - 12011								
	7	11	12	13	15	304	TOTAL	
AJC	0	0	0	0	0	0	0	
SHF	0	0	0	0	0	0	0	
PGH	0	0	0	0	0	0	0	
LMI	0	0	0	0	0	0	0	
RAM	0	0	0	0	0	0	0	
JKO	61	2	0	42	0	0	105	
RBR	63	3	0	41	0	0	107	
Sub-Total	124	5	0	83	0	0	212	
							Division	212
							212 Total	212

HIGHLANDS COUNTY - 12055							
	7	11	12	13	15	304	TOTAL
AJC	0	0	0	0	0	0	0
SHF	0	0	0	0	0	0	0
PGH	1	0	0	1	0	0	2
LMI	0	0	0	0	0	0	0
RAM	0	0	0	0	0	0	0
JKO	0	0	0	0	0	0	0
RBR	0	0	0	0	0	0	0
Sub-Total	1	0	0	1	0	0	2

INDIAN RIVER COUNTY - 12061							
	7	11	12	13	15	304	TOTAL
AJC	0	0	0	0	0	0	0
SHF	4	1	0	0	0	0	5
PGH	2	0	0	6	0	0	8
LMI	0	0	0	0	0	0	0
RAM	0	0	0	0	0	0	0
JKO	0	0	0	0	0	0	0
RBR	0	0	0	0	0	0	0
Sub-Total	6	1	0	6	0	0	13

MARTIN COUNTY - 12085							
	7	11	12	13	15	304	TOTAL
AJC	0	0	0	0	0	0	0
SHF	7	0	0	0	0	0	7
PGH	0	0	0	4	0	0	4
LMI	0	0	0	0	0	0	0
RAM	0	0	0	0	0	0	0
JKO	0	0	0	0	0	0	0
RBR	0	0	0	0	0	0	0
Sub-Total	7	0	0	4	0	0	11

OKEECHOBEE COUNTY - 12093							
	7	11	12	13	15	304	TOTAL
AJC	0	0	0	0	0	0	0
SHF	0	0	0	1	0	0	1
PGH	1	0	0	1	0	0	2
LMI	0	0	0	0	0	0	0
RAM	0	0	0	0	0	0	0
JKO	0	0	0	0	0	0	0
RBR	0	0	0	0	0	0	0
Sub-Total	1	0	0	2	0	0	3

PALM BEACH COUNTY - 12099							
	7	11	12	13	15	304	TOTAL
AJC	0	0	0	0	0	0	0
SHF	38	3	0	0	0	0	41
PGH	40	1	0	47	0	0	88
LMI	0	0	0	0	0	0	0
RAM	0	0	0	0	0	0	0
JKO	0	0	0	0	0	0	0
RBR	0	0	0	0	0	0	0
Sub-Total	78	4	0	47	0	0	129

ST. LUCIE - 12111								
	7	11	12	13	15	304	TOTAL	
AJC	0	0	0	0	0	0	0	
SHF	5	0	0	0	0	0	5	
PGH	8	0	0	15	0	0	23	
LMI	0	0	0	0	0	0	0	
RAM	0	0	0	0	0	0	0	
JKO	0	0	0	0	0	0	0	
RBR	0	0	0	0	0	0	0	
Sub-Total	13	0	0	15	0	0	28	
							Division	186
							28 Total	186

GRAND TOTAL							
	7	11	12	13	15	304	TOTAL
	450	15	0	235	0	0	700

FEBRUARY 2007
CASE FILING SUMMARY BY NATURE OF DEBTOR/DIVISION

CHAPTER	BUSINESS				CONSUMER				TOTAL
	DADE	BROWARD	PALM BCH	DIV. TOTAL	DADE	BROWARD	PALM BCH	DIV. TOTAL	
7	13	13	13	39	207	111	93	411	450
11	4	5	4	13	1	0	1	2	15
12	0	0	0	0	0	0	0	0	0
13	1	1	1	3	76	82	74	232	235
15	0	0	0	0	0	0	0	0	0
304	0	0	0	0	0	0	0	0	0
TOTAL	18	19	18	55	284	193	168	645	700

DIVISIONAL BUSINESS CASE FILING SUMMARY

DADE DIVISION

CHAPTER	AJC	SHF	PGH	LMI	RAM	JKO	RBR	TOTAL
7	4	0	0	3	6	0	0	13
11	1	0	0	3	0	0	0	4
12	0	0	0	0	0	0	0	0
13	0	0	0	1	0	0	0	1
15	0	0	0	0	0	0	0	0
304	0	0	0	0	0	0	0	0
Sub-Total	5	0	0	7	6	0	0	18

BROWARD DIVISION

CHAPTER	AJC	SHF	PGH	LMI	RAM	JKO	RBR	TOTAL
7	0	0	0	0	0	6	7	13
11	0	0	0	0	0	2	3	5
12	0	0	0	0	0	0	0	0
13	0	0	0	0	0	0	1	1
15	0	0	0	0	0	0	0	0
304	0	0	0	0	0	0	0	0
Sub-Total	0	0	0	0	0	8	11	19

PALM BEACH DIVISION

CHAPTER	AJC	SHF	PGH	LMI	RAM	JKO	RBR	TOTAL
7	0	8	5	0	0	0	0	13
11	0	3	1	0	0	0	0	4
12	0	0	0	0	0	0	0	0
13	0	0	1	0	0	0	0	1
15	0	0	0	0	0	0	0	0
304	0	0	0	0	0	0	0	0
Sub-Total	0	11	7	0	0	0	0	18
GRAND TOTAL	5	11	7	7	6	8	11	55

DIVISIONAL CONSUMER CASE FILING SUMMARY

DADE DIVISION

CHAPTER	AJC	SHF	PGH	LMI	RAM	JKO	RBR	TOTAL
7	69	0	0	70	68	0	0	207
11	1	0	0	0	0	0	0	1
12	0	0	0	0	0	0	0	0
13	26	0	0	26	24	0	0	76
15	0	0	0	0	0	0	0	0
304	0	0	0	0	0	0	0	0
Sub-Total	96	0	0	96	92	0	0	284

BROWARD DIVISION

CHAPTER	AJC	SHF	PGH	LMI	RAM	JKO	RBR	TOTAL
7	0	0	0	0	0	55	56	111
11	0	0	0	0	0	0	0	0
12	0	0	0	0	0	0	0	0
13	0	0	0	0	0	42	40	82
15	0	0	0	0	0	0	0	0
304	0	0	0	0	0	0	0	0
Sub-Total	0	0	0	0	0	97	96	193

PALM BEACH DIVISION

CHAPTER	AJC	SHF	PGH	LMI	RAM	JKO	RBR	TOTAL
7	0	46	47	0	0	0	0	93
11	0	1	0	0	0	0	0	1
12	0	0	0	0	0	0	0	0
13	0	1	73	0	0	0	0	74
15	0	0	0	0	0	0	0	0
304	0	0	0	0	0	0	0	0
Sub-Total	0	48	120	0	0	0	0	168
GRAND TOTAL	96	48	120	96	92	97	96	645

CASE FILING SUMMARY BY COUNTY / CONSUMER - BUSINESS

CONSUMERS

DADE COUNTY - 12025

	7	11	12	13	15	304 TOTAL	
AJC	69	1	0	26	0	0	96
SHF	0	0	0	0	0	0	0
PGH	0	0	0	0	0	0	0
LMI	68	0	0	26	0	0	94
RAM	67	0	0	24	0	0	91
JKO	0	0	0	0	0	0	0
RBR	0	0	0	0	0	0	0
Sub-Total	204	1	0	76	0	0	281

MONROE COUNTY - 12087

	7	11	12	13	15	304 TOTAL	
AJC	0	0	0	0	0	0	0
SHF	0	0	0	0	0	0	0
PGH	0	0	0	0	0	0	0
LMI	2	0	0	0	0	0	2
RAM	1	0	0	0	0	0	1
JKO	0	0	0	0	0	0	0
RBR	0	0	0	0	0	0	0
Sub-Total	3	0	0	0	0	0	3 Total

BROWARD COUNTY - 12011

	7	11	12	13	15	304 TOTAL	
AJC	0	0	0	0	0	0	0
SHF	0	0	0	0	0	0	0
PGH	0	0	0	0	0	0	0
LMI	0	0	0	0	0	0	0
RAM	0	0	0	0	0	0	0
JKO	55	0	0	42	0	0	97
RBR	56	0	0	40	0	0	96
Sub-Total	111	0	0	82	0	0	193 Total

HIGHLANDS COUNTY - 12055

	7	11	12	13	15	304 TOTAL	
AJC	0	0	0	0	0	0	0
SHF	0	0	0	0	0	0	0
PGH	1	0	0	1	0	0	2
LMI	0	0	0	0	0	0	0
RAM	0	0	0	0	0	0	0
JKO	0	0	0	0	0	0	0
RBR	0	0	0	0	0	0	0
Sub-Total	1	0	0	1	0	0	2

INDIAN RIVER COUNTY - 12061

	7	11	12	13	15	304 TOTAL	
AJC	0	0	0	0	0	0	0
SHF	4	0	0	0	0	0	4
PGH	2	0	0	6	0	0	8
LMI	0	0	0	0	0	0	0
RAM	0	0	0	0	0	0	0
JKO	0	0	0	0	0	0	0
RBR	0	0	0	0	0	0	0
Sub-Total	6	0	0	6	0	0	12

MARTIN COUNTY - 12085

	7	11	12	13	15	304 TOTAL	
AJC	0	0	0	0	0	0	0
SHF	7	0	0	0	0	0	7
PGH	0	0	0	3	0	0	3
LMI	0	0	0	0	0	0	0
RAM	0	0	0	0	0	0	0
JKO	0	0	0	0	0	0	0
RBR	0	0	0	0	0	0	0
Sub-Total	7	0	0	3	0	0	10

OKEECHOBEE COUNTY - 12093

	7	11	12	13	15	304 TOTAL	
AJC	0	0	0	0	0	0	0
SHF	0	0	0	1	0	0	1
PGH	1	0	0	1	0	0	2
LMI	0	0	0	0	0	0	0
RAM	0	0	0	0	0	0	0
JKO	0	0	0	0	0	0	0
RBR	0	0	0	0	0	0	0
Sub-Total	1	0	0	2	0	0	3

PALM BEACH COUNTY - 12099

	7	11	12	13	15	304 TOTAL	
AJC	0	0	0	0	0	0	0
SHF	31	1	0	0	0	0	32
PGH	35	0	0	47	0	0	82
LMI	0	0	0	0	0	0	0
RAM	0	0	0	0	0	0	0
JKO	0	0	0	0	0	0	0
RBR	0	0	0	0	0	0	0
Sub-Total	66	1	0	47	0	0	114

ST. LUCIE - 12111

	7	11	12	13	15	304 TOTAL	
AJC	0	0	0	0	0	0	0
SHF	4	0	0	0	0	0	4
PGH	8	0	0	15	0	0	23
LMI	0	0	0	0	0	0	0
RAM	0	0	0	0	0	0	0
JKO	0	0	0	0	0	0	0
RBR	0	0	0	0	0	0	0
Sub-Total	12	0	0	15	0	0	27 Total

GRAND TOTAL	411	2	0	232	0	0	645
--------------------	------------	----------	----------	------------	----------	----------	------------

CASE FILING SUMMARY BY COUNTY / CONSUMER - BUSINESS
BUSINESS

DADE COUNTY - 12025

	7	11	12	13	15	304	TOTAL
AJC	4	1	0	0	0	0	5
SHF	0	0	0	0	0	0	0
PGH	0	0	0	0	0	0	0
LMI	3	3	0	1	0	0	7
RAM	6	0	0	0	0	0	6
JKO	0	0	0	0	0	0	0
RBR	0	0	0	0	0	0	0
Sub-Total	13	4	0	1	0	0	18

MONROE COUNTY - 12087

	7	11	12	13	15	304	TOTAL
AJC	0	0	0	0	0	0	0
SHF	0	0	0	0	0	0	0
PGH	0	0	0	0	0	0	0
LMI	0	0	0	0	0	0	0
RAM	0	0	0	0	0	0	0
JKO	0	0	0	0	0	0	0
RBR	0	0	0	0	0	0	0
Sub-Total	0	0	0	0	0	0	0

0 Division
0 Total 18

BROWARD COUNTY - 12011

	7	11	12	13	15	304	TOTAL
AJC	0	0	0	0	0	0	0
SHF	0	0	0	0	0	0	0
PGH	0	0	0	0	0	0	0
LMI	0	0	0	0	0	0	0
RAM	0	0	0	0	0	0	0
JKO	6	2	0	0	0	0	8
RBR	7	3	0	1	0	0	11
Sub-Total	13	5	0	1	0	0	19

11 Division
19 Total 19

HIGHLANDS COUNTY - 12055

	7	11	12	13	15	304	TOTAL
AJC	0	0	0	0	0	0	0
SHF	0	0	0	0	0	0	0
PGH	0	0	0	0	0	0	0
LMI	0	0	0	0	0	0	0
RAM	0	0	0	0	0	0	0
JKO	0	0	0	0	0	0	0
RBR	0	0	0	0	0	0	0
Sub-Total	0	0	0	0	0	0	0

INDIAN RIVER COUNTY - 12061

	7	11	12	13	15	304	TOTAL
AJC	0	0	0	0	0	0	0
SHF	0	1	0	0	0	0	1
PGH	0	0	0	0	0	0	0
LMI	0	0	0	0	0	0	0
RAM	0	0	0	0	0	0	0
JKO	0	0	0	0	0	0	0
RBR	0	0	0	0	0	0	0
Sub-Total	0	1	0	0	0	0	1

MARTIN COUNTY - 12085

	7	11	12	13	15	304	TOTAL
AJC	0	0	0	0	0	0	0
SHF	0	0	0	0	0	0	0
PGH	0	0	0	1	0	0	1
LMI	0	0	0	0	0	0	0
RAM	0	0	0	0	0	0	0
JKO	0	0	0	0	0	0	0
RBR	0	0	0	0	0	0	0
Sub-Total	0	0	0	1	0	0	1

OKEECHOBEE COUNTY - 12093

	7	11	12	13	15	304	TOTAL
AJC	0	0	0	0	0	0	0
SHF	0	0	0	0	0	0	0
PGH	0	0	0	0	0	0	0
LMI	0	0	0	0	0	0	0
RAM	0	0	0	0	0	0	0
JKO	0	0	0	0	0	0	0
RBR	0	0	0	0	0	0	0
Sub-Total	0	0	0	0	0	0	0

PALM BEACH COUNTY - 12099

	7	11	12	13	15	304	TOTAL
AJC	0	0	0	0	0	0	0
SHF	7	2	0	0	0	0	9
PGH	5	1	0	0	0	0	6
LMI	0	0	0	0	0	0	0
RAM	0	0	0	0	0	0	0
JKO	0	0	0	0	0	0	0
RBR	0	0	0	0	0	0	0
Sub-Total	12	3	0	0	0	0	15

ST. LUCIE - 12111

	7	11	12	13	15	304	TOTAL
AJC	0	0	0	0	0	0	0
SHF	1	0	0	0	0	0	1
PGH	0	0	0	0	0	0	0
LMI	0	0	0	0	0	0	0
RAM	0	0	0	0	0	0	0
JKO	0	0	0	0	0	0	0
RBR	0	0	0	0	0	0	0
Sub-Total	1	0	0	0	0	0	1

0 Division
1 Total 18

GRAND TOTAL	39	13	0	3	0	0	55
--------------------	-----------	-----------	----------	----------	----------	----------	-----------

2006 COMPARISON OF BANKRUPTCY FILINGS

AJC	CH 7	CH 11	CH 12	CH 13	CH 15	SEC 304	TOTAL
JAN	74	1	0	10	0	0	85
FEB	73	2	0	26	0	0	101
MAR	0	0	0	0	0	0	0
APR	0	0	0	0	0	0	0
MAY	0	0	0	0	0	0	0
JUN	0	0	0	0	0	0	0
JUL	0	0	0	0	0	0	0
AUG	0	0	0	0	0	0	0
SEP	0	0	0	0	0	0	0
OCT	0	0	0	0	0	0	0
NOV	0	0	0	0	0	0	0
DEC	0	0	0	0	0	0	0
TOTALS	147	3	0	36	0	0	186

SHF	CH 7	CH 11	CH 12	CH 13	CH 15	SEC 304	TOTAL
JAN	46	1	0	0	0	0	47
FEB	54	4	0	1	0	0	59
MAR	0	0	0	0	0	0	0
APR	0	0	0	0	0	0	0
MAY	0	0	0	0	0	0	0
JUN	0	0	0	0	0	0	0
JUL	0	0	0	0	0	0	0
AUG	0	0	0	0	0	0	0
SEP	0	0	0	0	0	0	0
OCT	0	0	0	0	0	0	0
NOV	0	0	0	0	0	0	0
DEC	0	0	0	0	0	0	0
TOTALS	100	5	0	1	0	0	106

PGH	CH 7	CH 11	CH 12	CH 13	CH 15	SEC 304	TOTAL
JAN	41	0	0	63	0	0	104
FEB	52	1	0	74	0	0	127
MAR	0	0	0	0	0	0	0
APR	0	0	0	0	0	0	0
MAY	0	0	0	0	0	0	0
JUN	0	0	0	0	0	0	0
JUL	0	0	0	0	0	0	0
AUG	0	0	0	0	0	0	0
SEP	0	0	0	0	0	0	0
OCT	0	0	0	0	0	0	0
NOV	0	0	0	0	0	0	0
DEC	0	0	0	0	0	0	0
TOTALS	93	1	0	137	0	0	231

LMI	CH 7	CH 11	CH 12	CH 13	CH 15	SEC 304	TOTAL
JAN	76	0	0	55	0	0	131
FEB	73	3	0	27	0	0	103
MAR	0	0	0	0	0	0	0
APR	0	0	0	0	0	0	0
MAY	0	0	0	0	0	0	0
JUN	0	0	0	0	0	0	0
JUL	0	0	0	0	0	0	0
AUG	0	0	0	0	0	0	0
SEP	0	0	0	0	0	0	0
OCT	0	0	0	0	0	0	0
NOV	0	0	0	0	0	0	0
DEC	0	0	0	0	0	0	0
TOTALS	149	3	0	82	0	0	234

RAM	CH 7	CH 11	CH 12	CH 13	CH 15	SEC 304	TOTAL
JAN	73	3	0	10	0	0	86
FEB	74	0	0	24	0	0	98
MAR	0	0	0	0	0	0	0
APR	0	0	0	0	0	0	0
MAY	0	0	0	0	0	0	0
JUN	0	0	0	0	0	0	0
JUL	0	0	0	0	0	0	0
AUG	0	0	0	0	0	0	0
SEP	0	0	0	0	0	0	0
OCT	0	0	0	0	0	0	0
NOV	0	0	0	0	0	0	0
DEC	0	0	0	0	0	0	0
TOTALS	147	3	0	34	0	0	184

JKO	CH 7	CH 11	CH 12	CH 13	CH 15	SEC 304	TOTAL
JAN	57	2	0	51	0	0	110
FEB	61	2	0	42	0	0	105
MAR	0	0	0	0	0	0	0
APR	0	0	0	0	0	0	0
MAY	0	0	0	0	0	0	0
JUN	0	0	0	0	0	0	0
JUL	0	0	0	0	0	0	0
AUG	0	0	0	0	0	0	0
SEP	0	0	0	0	0	0	0
OCT	0	0	0	0	0	0	0
NOV	0	0	0	0	0	0	0
DEC	0	0	0	0	0	0	0
TOTALS	118	4	0	93	0	0	215

RBR	CH 7	CH 11	CH 12	CH 13	CH 15	SEC 304	TOTAL
JAN	61	3	0	45	0	0	109
FEB	63	3	0	41	0	0	107
MAR	0	0	0	0	0	0	0
APR	0	0	0	0	0	0	0
MAY	0	0	0	0	0	0	0
JUN	0	0	0	0	0	0	0
JUL	0	0	0	0	0	0	0
AUG	0	0	0	0	0	0	0
SEP	0	0	0	0	0	0	0
OCT	0	0	0	0	0	0	0
NOV	0	0	0	0	0	0	0
DEC	0	0	0	0	0	0	0
TOTALS	124	6	0	86	0	0	216

**2006 YEAR-TO-DATE COMPARISON OF BANKRUPTCY CASE FILINGS
BY JUDGE**

	AJC	SHF	PGH	LMI	RAM	JKO	RBR	TOTAL
JAN	85	47	104	131	86	110	109	672
FEB	101	59	127	103	98	105	107	700
MAR	0	0	0	0	0	0	0	0
APR	0	0	0	0	0	0	0	0
MAY	0	0	0	0	0	0	0	0
JUN	0	0	0	0	0	0	0	0
JUL	0	0	0	0	0	0	0	0
AUG	0	0	0	0	0	0	0	0
SEP	0	0	0	0	0	0	0	0
OCT	0	0	0	0	0	0	0	0
NOV	0	0	0	0	0	0	0	0
DEC	0	0	0	0	0	0	0	0
TOTALS	186	106	231	234	184	215	216	1372
% of Total	13.56	7.73	16.84	17.06	13.41	15.67	15.74	

**2006 YEAR-TO-DATE COMPARISON OF BANKRUPTCY CASE FILINGS
BY JUDGE/CHAPTER**

	CH 7	CH 11	CH 12	CH 13	CH 15	SEC 304	TOTAL
AJC	147	3	0	36	0	0	186
SHF	100	5	0	1	0	0	106
PGH	93	1	0	137	0	0	231
LMI	149	3	0	82	0	0	234
RAM	147	3	0	34	0	0	184
JKO	118	4	0	93	0	0	215
RBR	124	6	0	86	0	0	216
TOTALS	878	25	0	469	0	0	1372

CALENDAR YEAR-TO-DATE COMPARISON

	ENDING FEB 07	ENDING FEB 06	PERCENT CHANGE
Bankruptcy Case Filings	1372	670	104.78
Bankruptcy Case Closings	2134	9790	-78.20
Adversary Filings	115	243	-52.67
Adversary Closings	222	326	-31.90

12-MONTH/THREE YEAR COMPARISON

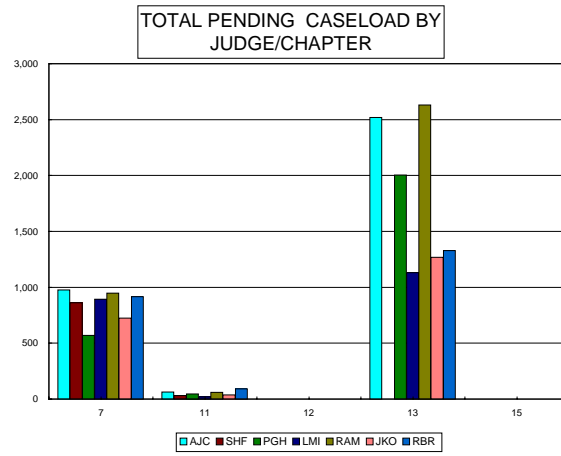
	ENDING FEB 07	ENDING FEB 06	ENDING FEB 05	% CHANGE 2007 / 2006	% CHANGE 2007 / 2005
Bankruptcy Case Filings	7738	33323	25846	-76.78	-70.06
Bankruptcy Case Closings	18287	33221	29998	-44.95	-39.04
Adversary Filings	1029	1417	1313	-27.38	-21.63
Adversary Closings	1354	1322	1621	2.42	-16.47

MONTHLY COMPARISON

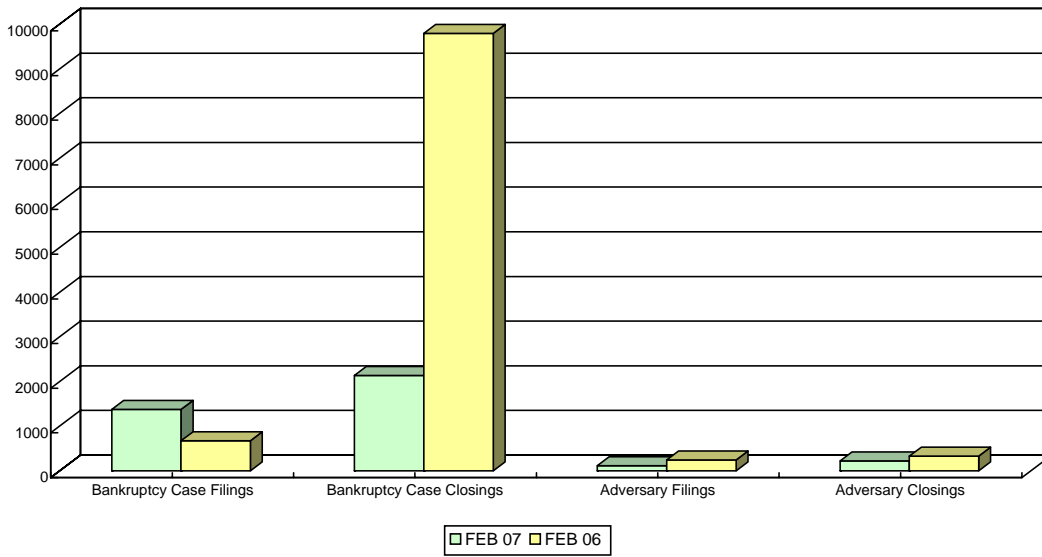
	FEB 07	FEB 06	PERCENT CHANGE
Bankruptcy Case Filings	700	375	86.67
Bankruptcy Case Closings	955	4282	-77.70
Adversary Filings	73	110	-33.64
Adversary Closings	117	129	-9.30

Filings and Closings for Dade Division includes Monroe County

*Filings and Closings for Palm Beach Division includes Indian River, Highlands, Martin,
St. Lucie & Okeechobee Counties*



CALENDAR YEAR-TO-DATE COMPARISON



12-MONTH/THREE YEAR COMPARISON

