


# UNITED STATES BANKRUPTCY COURT

## *SOUTHERN DISTRICT OF FLORIDA*

*51 S.W. 1st Avenue  
Room 1401  
Miami, FL 33130*

*Karen Eddy  
Clerk of Court*



**MONTHLY STATISTICAL REPORT**  
**JANUARY 2006**

# ***MONTHLY STATISTICAL REPORT***

## **TABLE OF CONTENTS**

	<i>page</i>
<i>I. MONTHLY SARD SUMMARY REPORT</i>	<i>2</i>
<i>II. BK CASE FILINGS SUMMARY REPORT</i>	<i>3</i>
<i>III. BK CASE CLOSINGS SUMMARY REPORT</i>	<i>4</i>
<i>IV. AP CASE FILINGS SUMMARY REPORT</i>	<i>3</i>
<i>V. AP CASE CLOSINGS SUMMARY REPORT</i>	<i>4</i>
<i>VI. PENDING CASELOAD REPORT BY JUDGE/CHAPTER</i>	<i>5</i>
<i>VII. DIVISIONAL CASELOAD REPORT</i>	<i>6</i>
<i>VIII. SUMMARIES AND GRAPHS</i>	<i>7 - 11</i>

**JANUARY 2006**  
**MONTHLY SARD REPORT SUMMARY**

**I. BC101 REPORT OF BANKRUPTCY CASES**

	<b>AJC</b>	<b>SHF</b>	<b>PGH</b>	<b>RAM</b>	<b>RBR</b>	<b>TOTAL</b>
<b>Pending Prior Month</b>	8,842	6,344	5,390	8,619	6,749	35,944
<b>Cases Filed</b>	77	15	84	78	39	293
<b>Reopened</b>	19	2	8	15	16	60
<b>Split Cases</b>	0	1	0	1	0	2
<b>Trans. In</b>	0	0	0	0	0	0
<b>Reassigned To</b>	0	0	2,744	0	2	2,746
<b>Trans. Out</b>	0	0	8	1	1	10
<b>Reassigned From</b>	0	2,738	1	1	0	2,740
<b>Cases Closed</b>	1,426	979	836	1,409	858	5,508
<b>Cases Pending</b>	7,512	2,645	7,381	7,302	5,947	30,787

**II. BC109 REPORT OF ADVERSARY CASES**

	<b>AJC</b>	<b>SHF</b>	<b>PGH</b>	<b>RAM</b>	<b>RBR</b>	<b>TOTAL</b>
<b>Pending Prior Month</b>	156	165	215	266	134	936
<b>Cases Filed</b>	36	18	11	47	21	133
<b>Trans. In</b>	0	0	0	0	0	0
<b>Reassigned To</b>	0	4	10	0	0	14
<b>Cases Reopened</b>	0	0	0	1	0	1
<b>Cases Closed</b>	51	29	34	67	16	197
<b>Trans. Out</b>	0	0	1	0	0	1
<b>Reassigned From</b>	2	8	4	0	0	14
<b>Cases Pending</b>	139	150	197	247	139	872

**IV. MONTHLY REPORT OF TRIALS AND OTHER ACTIVITY**

	<b>Contested Proceedings</b>	<b>Miscellaneous Proceedings</b>	<b>Total Hours in Court</b>
<b>AJC</b>	2	25	27
<b>SHF</b>	17	33	50
<b>PGH</b>	0	24	24
<b>RAM</b>	15	32	47
<b>RBR</b>	0	33	33
<b>Total</b>	34	147	181

Cases Summary Report Group By Person Office  
Open: 1/1/06 - 1/31/06

Judge	Office	Ch7	Ch9	Ch11	Ch12	Ch13	304	Total	Adv	Mis
AJC	Miami	53	0	0	0	24	0	77	36	0
RAM	Miami	51	0	0	0	27	0	78	47	0
PGH	Broward	18	0	0	0	20	0	38	6	0
RBR	Broward	18	0	0	0	21	0	39	21	0
PGH	WPB	19	0	1	0	26	0	46	5	0
SHF	WPB	15	0	0	0	0	0	15	18	0
Total								293	133	0

2      split  
 295

Cases Summary Report Group By Person Office  
 Closed: 1/1/06 - 1/31/06

Judge	Office	Ch7	Ch9	Ch11	Ch12	Ch13	304	Total	Adv	Mis
AJC	Miami	1173	0	6	0	247	0	1426	51	0
RAM	Miami	1084	0	3	0	322	0	1409	67	0
RBR	Miami	3	0	0	0	30	0	33	1	0
PGH	Broward	422	0	0	0	1	0	423	30	0
RBR	Broward	770	0	3	0	52	0	825	15	0
PGH	WPB	221	0	0	0	192	0	413	4	0
SHF	WPB	976	0	2	0	1	0	979	29	0
Total								5508	197	0

**PENDING CASELOAD REPORTS BY JUDGE/CHAPTER**  
**JANUARY 2006**

AJC	7	11	12	13	304	ACT	TOTALS
Pending Prior Month	4,365	81	1	4,391	4	0	8,842
Cases Filed	53	0	0	24	0	0	77
Reopened	10	0	0	9	0	0	19
Split Cases	0	0	0	0	0	0	0
Transferred In	0	0	0	0	0	0	0
Reassigned To	0	0	0	0	0	0	0
Converted To	13	0	0	7	0	0	20
Transferred Out	0	0	0	0	0	0	0
Reassigned From	0	0	0	0	0	0	0
Converted From	7	0	0	13	0	0	20
Cases Closed	1,173	6	0	247	0	0	1,426
<b>Total Pending</b>	<b>3,261</b>	<b>75</b>	<b>1</b>	<b>4,171</b>	<b>4</b>	<b>0</b>	<b>7,512</b>

SHF	7	11	12	13	304	ACT	TOTALS
Pending Prior Month	3,578	30	0	2,736	0	0	6,344
Cases Filed	15	0	0	0	0	0	15
Reopened	2	0	0	0	0	0	2
Split Cases	1	0	0	0	0	0	1
Transferred In	0	0	0	0	0	0	0
Reassigned To	0	0	0	0	0	0	0
Converted To	0	0	0	0	0	0	0
Transferred Out	0	0	0	0	0	0	0
Reassigned From	3	0	0	2,735	0	0	2,738
Converted From	0	0	0	0	0	0	0
Cases Closed	976	2	0	1	0	0	979
<b>Total Pending</b>	<b>2,617</b>	<b>28</b>	<b>0</b>	<b>0</b>	<b>0</b>	<b>0</b>	<b>2,645</b>

PGH	7	11	12	13	304	ACT	TOTALS
Pending Prior Month	3,596	132	0	1,662	0	0	5,390
Cases Filed	37	1	0	46	0	0	84
Reopened	8	0	0	0	0	0	8
Split Cases	0	0	0	0	0	0	0
Transferred In	0	0	0	0	0	0	0
Reassigned To	3	0	0	2,741	0	0	2,744
Converted To	7	1	0	8	0	0	16
Transferred Out	2	0	0	6	0	0	8
Reassigned From	0	0	0	1	0	0	1
Converted From	9	1	0	6	0	0	16
Cases Closed	643	0	0	193	0	0	836
<b>Total Pending</b>	<b>2,997</b>	<b>133</b>	<b>0</b>	<b>4,251</b>	<b>0</b>	<b>0</b>	<b>7,381</b>

RAM	7	11	12	13	304	ACT	TOTALS
Pending Prior Month	4,022	84	0	4,509	4	0	8,619
Cases Filed	51	0	0	27	0	0	78
Reopened	9	0	0	6	0	0	15
Split Cases	0	0	0	1	0	0	1
Transferred In	0	0	0	0	0	0	0
Reassigned To	0	0	0	0	0	0	0
Converted To	9	0	0	4	0	0	13
Transferred Out	0	0	0	1	0	0	1
Reassigned From	0	0	0	1	0	0	1
Converted From	4	0	0	9	0	0	13
Cases Closed	1,084	3	0	322	0	0	1,409
<b>Total Pending</b>	<b>3,003</b>	<b>81</b>	<b>0</b>	<b>4,214</b>	<b>4</b>	<b>0</b>	<b>7,302</b>

RBR	7	11	12	13	304	ACT	TOTALS
Pending Prior Month	3,396	57	0	3,295	1	0	6,749
Cases Filed	18	0	0	21	0	0	39
Reopened	12	0	0	4	0	0	16
Split Cases	0	0	0	0	0	0	0
Transferred In	0	0	0	0	0	0	0
Reassigned To	0	0	0	2	0	0	2
Converted To	14	0	0	8	0	0	22
Transferred Out	0	1	0	0	0	0	1
Reassigned From	0	0	0	0	0	0	0
Converted From	8	0	0	14	0	0	22
Cases Closed	773	3	0	82	0	0	858
<b>Total Pending</b>	<b>2,659</b>	<b>53</b>	<b>0</b>	<b>3,234</b>	<b>1</b>	<b>0</b>	<b>5,947</b>

<b>GRAND TOTAL:</b>	<b>14,537</b>	<b>370</b>	<b>1</b>	<b>15,870</b>	<b>9</b>	<b>0</b>	<b>30,787</b>
---------------------	---------------	------------	----------	---------------	----------	----------	---------------

**AJC PENDING CASE SUMMARY**

CHAPTER	DADE DIVISION	BROWARD DIVISION	PALM BEACH DIVISION	TOTAL
7	3,261	0	0	3,261
11	73	2	0	75
12	1	0	0	1
13	4,171	0	0	4,171
304	4	0	0	4
<b>Sub-Total</b>	<b>7,510</b>	<b>2</b>	<b>0</b>	<b>7,512</b>
<b>Act Cases</b>	<b>0</b>	<b>0</b>	<b>0</b>	<b>0</b>
<b>GRAND TOTALS</b>	<b>7,510</b>	<b>2</b>	<b>0</b>	<b>7,512</b>

**SHF PENDING CASE SUMMARY**

CHAPTER	DADE DIVISION	BROWARD DIVISION	PALM BEACH DIVISION	TOTAL
7	0	0	2,617	2,617
11	0	0	28	28
12	0	0	0	0
13	0	0	0	0
304	0	0	0	0
<b>Sub-Total</b>	<b>0</b>	<b>0</b>	<b>2,645</b>	<b>2,645</b>
<b>Act Cases</b>	<b>0</b>	<b>0</b>	<b>0</b>	<b>0</b>
<b>GRAND TOTALS</b>	<b>0</b>	<b>0</b>	<b>2,645</b>	<b>2,645</b>

**PGH PENDING CASE SUMMARY**

CHAPTER	DADE DIVISION	BROWARD DIVISION	PALM BEACH DIVISION	TOTAL
7	8	1,668	1,321	2,997
11	1	99	33	133
12	0	0	0	0
13	0	1,676	2,575	4,251
304	0	0	0	0
<b>Sub-Total</b>	<b>9</b>	<b>3,443</b>	<b>3,929</b>	<b>7,381</b>
<b>Act Cases</b>	<b>0</b>	<b>0</b>	<b>0</b>	<b>0</b>
<b>GRAND TOTALS</b>	<b>9</b>	<b>3,443</b>	<b>3,929</b>	<b>7,381</b>

**RAM PENDING CASE SUMMARY**

CHAPTER	DADE DIVISION	BROWARD DIVISION	PALM BEACH DIVISION	TOTAL
7	3,001	0	2	3,003
11	80	0	1	81
12	0	0	0	0
13	4,214	0	0	4,214
304	4	0	0	4
<b>Sub-Total</b>	<b>7,299</b>	<b>0</b>	<b>3</b>	<b>7,302</b>
<b>Act Cases</b>	<b>0</b>	<b>0</b>	<b>0</b>	<b>0</b>
<b>GRAND TOTALS</b>	<b>7,299</b>	<b>0</b>	<b>3</b>	<b>7,302</b>

**RBR PENDING CASE SUMMARY**

CHAPTER	DADE DIVISION	BROWARD DIVISION	PALM BEACH DIVISION	TOTAL
7	35	2,624	0	2,659
11	0	53	0	53
12	0	0	0	0
13	1,528	1,706	0	3,234
304	0	1	0	1
<b>Sub-Total</b>	<b>1,563</b>	<b>4,384</b>	<b>0</b>	<b>5,947</b>
<b>Act Cases</b>	<b>0</b>	<b>0</b>	<b>0</b>	<b>0</b>
<b>GRAND TOTALS</b>	<b>1,563</b>	<b>4,384</b>	<b>0</b>	<b>5,947</b>

<b>DISTRICT TOTALS</b>	<b>16,381</b>	<b>7,829</b>	<b>6,577</b>	<b>30,787</b>
------------------------	---------------	--------------	--------------	---------------

AJC	CH 7	CH 11	CH 12	CH 13	SEC 304	TOTAL
JAN	53	0	0	24	0	77
FEB	0	0	0	0	0	0
MAR	0	0	0	0	0	0
APR	0	0	0	0	0	0
MAY	0	0	0	0	0	0
JUN	0	0	0	0	0	0
JUL	0	0	0	0	0	0
AUG	0	0	0	0	0	0
SEP	0	0	0	0	0	0
OCT	0	0	0	0	0	0
NOV	0	0	0	0	0	0
DEC	0	0	0	0	0	0
<b>TOTALS</b>	<b>53</b>	<b>0</b>	<b>0</b>	<b>24</b>	<b>0</b>	<b>77</b>

SHF	CH 7	CH 11	CH 12	CH 13	SEC 304	TOTAL
JAN	16	0	0	0	0	16
FEB	0	0	0	0	0	0
MAR	0	0	0	0	0	0
APR	0	0	0	0	0	0
MAY	0	0	0	0	0	0
JUN	0	0	0	0	0	0
JUL	0	0	0	0	0	0
AUG	0	0	0	0	0	0
SEP	0	0	0	0	0	0
OCT	0	0	0	0	0	0
NOV	0	0	0	0	0	0
DEC	0	0	0	0	0	0
<b>TOTALS</b>	<b>16</b>	<b>0</b>	<b>0</b>	<b>0</b>	<b>0</b>	<b>16</b>

PGH	CH 7	CH 11	CH 12	CH 13	SEC 304	TOTAL
JAN	37	1	0	46	0	84
FEB	0	0	0	0	0	0
MAR	0	0	0	0	0	0
APR	0	0	0	0	0	0
MAY	0	0	0	0	0	0
JUN	0	0	0	0	0	0
JUL	0	0	0	0	0	0
AUG	0	0	0	0	0	0
SEP	0	0	0	0	0	0
OCT	0	0	0	0	0	0
NOV	0	0	0	0	0	0
DEC	0	0	0	0	0	0
<b>TOTALS</b>	<b>37</b>	<b>1</b>	<b>0</b>	<b>46</b>	<b>0</b>	<b>84</b>

RAM	CH 7	CH 11	CH 12	CH 13	SEC 304	TOTAL
JAN	51	0	0	28	0	79
FEB	0	0	0	0	0	0
MAR	0	0	0	0	0	0
APR	0	0	0	0	0	0
MAY	0	0	0	0	0	0
JUN	0	0	0	0	0	0
JUL	0	0	0	0	0	0
AUG	0	0	0	0	0	0
SEP	0	0	0	0	0	0
OCT	0	0	0	0	0	0
NOV	0	0	0	0	0	0
DEC	0	0	0	0	0	0
<b>TOTALS</b>	<b>51</b>	<b>0</b>	<b>0</b>	<b>28</b>	<b>0</b>	<b>79</b>

RBR	CH 7	CH 11	CH 12	CH 13	SEC 304	TOTAL
JAN	18	0	0	21	0	39
FEB	0	0	0	0	0	0
MAR	0	0	0	0	0	0
APR	0	0	0	0	0	0
MAY	0	0	0	0	0	0
JUN	0	0	0	0	0	0
JUL	0	0	0	0	0	0
AUG	0	0	0	0	0	0
SEP	0	0	0	0	0	0
OCT	0	0	0	0	0	0
NOV	0	0	0	0	0	0
DEC	0	0	0	0	0	0
<b>TOTALS</b>	<b>18</b>	<b>0</b>	<b>0</b>	<b>21</b>	<b>0</b>	<b>39</b>



**2005 YEAR-TO-DATE COMPARISON OF BANKRUPTCY CASE FILINGS  
BY JUDGE**

	AJC	SHF	PGH	RAM	RBR	TOTAL
JAN	77	16	84	79	39	295
FEB	0	0	0	0	0	0
MAR	0	0	0	0	0	0
APR	0	0	0	0	0	0
MAY	0	0	0	0	0	0
JUN	0	0	0	0	0	0
JUL	0	0	0	0	0	0
AUG	0	0	0	0	0	0
SEP	0	0	0	0	0	0
OCT	0	0	0	0	0	0
NOV	0	0	0	0	0	0
DEC	0	0	0	0	0	0
<b>TOTALS</b>	<b>77</b>	<b>16</b>	<b>84</b>	<b>79</b>	<b>39</b>	<b>295</b>
<b>% of Total</b>	<b>26.10</b>	<b>5.42</b>	<b>28.47</b>	<b>26.78</b>	<b>13.22</b>	

**2005 YEAR-TO-DATE COMPARISON OF BANKRUPTCY CASE FILINGS  
BY JUDGE/CHAPTER**

	CH 7	CH 11	CH 12	CH 13	SEC 304	TOTAL
AJC	53	0	0	24	0	77
SHF	16	0	0	0	0	16
PGH	37	1	0	46	0	84
RAM	51	0	0	28	0	79
RBR	18	0	0	21	0	39
<b>TOTALS</b>	<b>175</b>	<b>1</b>	<b>0</b>	<b>119</b>	<b>0</b>	<b>295</b>

### CALENDAR YEAR-TO-DATE COMPARISON

	ENDING JAN 06	ENDING JAN 05	PERCENT CHANGE
Bankruptcy Case Filings	295	1632	-81.92
Bankruptcy Case Closings	5508	3380	62.96
Adversary Filings	196	64	206.25
Adversary Closings	133	115	15.65

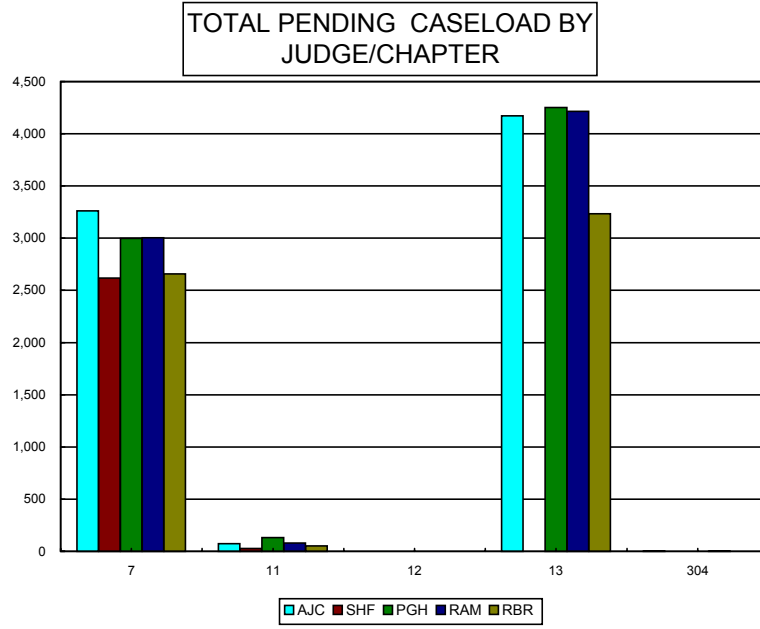
### 12-MONTH/THREE YEAR COMPARISON

	ENDING JAN 06	ENDING JAN 05	ENDING JAN 04	% CHANGE 2006 / 2005	% CHANGE 2006 / 2004
Bankruptcy Case Filings	34566	26198	30834	31.94	12.10
Bankruptcy Case Closings	31346	30287	31218	3.50	0.41
Adversary Filings	1396	1339	2668	4.26	-47.68
Adversary Closings	1318	1732	2475	-23.90	-46.75

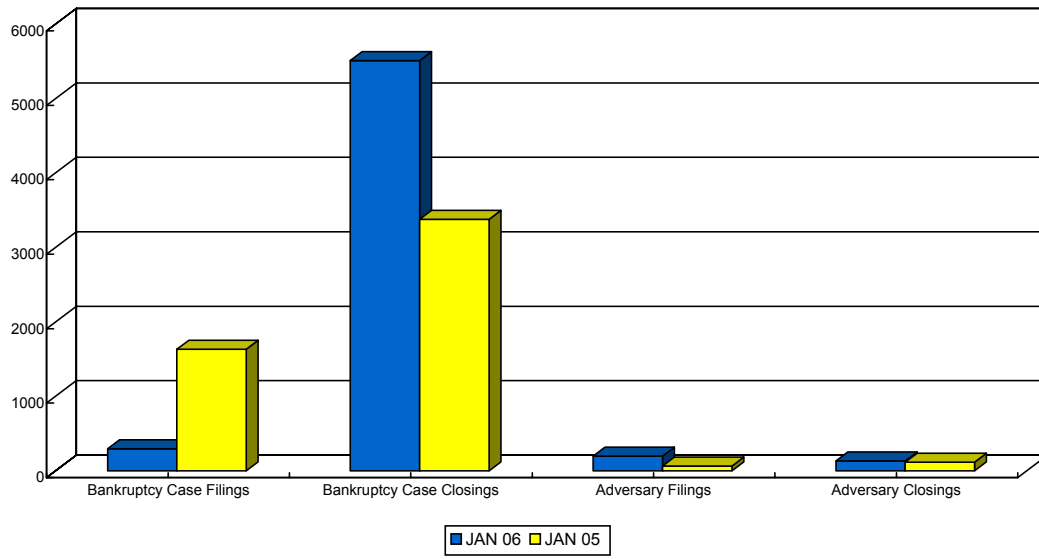
### MONTHLY COMPARISON

	JAN 06	JAN 05	PERCENT CHANGE
Bankruptcy Case Filings	295	1632	-81.92
Bankruptcy Case Closings	5508	3380	62.96
Adversary Filings	196	64	206.25
Adversary Closings	133	115	15.65

*Filings and Closings for Dade Division includes Monroe County  
 Filings and Closings for Palm Beach Division includes Indian River, Highlands, Martin,  
 St. Lucie & Okeechobee Counties*



CALENDAR YEAR-TO-DATE COMPARISON



12-MONTH/THREE YEAR COMPARISON

