


UNITED STATES BANKRUPTCY COURT

SOUTHERN DISTRICT OF FLORIDA

*51 S.W. 1st Avenue
Room 1401
Miami, FL 33130*

*Karen Eddy
Clerk of Court*



MONTHLY STATISTICAL REPORT
SEPTEMBER 2006

MONTHLY STATISTICAL REPORT

TABLE OF CONTENTS

	<i>page</i>
<i>I. MONTHLY SARD SUMMARY REPORT</i>	<i>2</i>
<i>II. BK CASE FILINGS SUMMARY REPORT</i>	<i>3</i>
<i>III. BK CASE CLOSINGS SUMMARY REPORT</i>	<i>4</i>
<i>IV. AP CASE FILINGS SUMMARY REPORT</i>	<i>3</i>
<i>V. AP CASE CLOSINGS SUMMARY REPORT</i>	<i>4</i>
<i>VI. BK PRO SE CASES FILING SUMMARY REPORT</i>	<i>5</i>
<i>VII. PENDING CASELOAD REPORT BY JUDGE/CHAPTER</i>	<i>6</i>
<i>VIII. DIVISIONAL CASELOAD REPORT</i>	<i>7</i>
<i>IX. CASE FILING BREAKDOWN BY COUNTY</i>	<i>8</i>
<i>X. BREAKDOWN BY NATURE OF DEBTOR</i>	<i>9</i>
<i>XI. BREAKDOWN BY COUNTY / NATURE - CONSUMER</i>	<i>10</i>
<i>XII. BREAKDOWN BY COUNTY / NATURE - BUSINESS</i>	<i>11</i>
<i>XIII. SUMMARIES AND GRAPHS</i>	<i>12 - 16</i>

**SEPTEMBER 2006
MONTHLY SARD REPORT SUMMARY**

I. BC101 REPORT OF BANKRUPTCY CASES

	AJC	SHF	PGH	LMI	RAM	JKO	RBR	TOTAL
Pending Prior Month	4,306	1,104	2,779	2,267	4,374	2,154	2,606	19,590
Cases Filed	99	67	105	138	102	96	98	705
Reopened	15	8	4	8	14	6	13	68
Split Cases	1	1	0	0	0	1	0	3
Trans. In	0	0	0	0	0	0	0	0
Reassigned To	0	0	1	1	0	0	0	2
Trans. Out	0	0	0	0	0	0	1	1
Reassigned From	0	1	0	0	1	0	0	2
Cases Closed	351	90	132	230	327	135	203	1,468
Cases Pending	4,070	1,089	2,757	2,184	4,162	2,122	2,513	18,897

II. BC109 REPORT OF ADVERSARY CASES

	AJC	SHF	PGH	LMI	RAM	JKO	RBR	TOTAL
Pending Prior Month	97	132	126	58	139	156	112	820
Cases Filed	17	4	15	16	10	16	8	86
Trans. In	0	0	0	0	0	0	0	0
Reassigned To	0	0	0	0	0	0	0	0
Cases Reopened	1	0	1	0	0	0	0	2
Cases Closed	22	13	20	9	16	18	29	127
Trans. Out	0	0	0	0	0	0	0	0
Reassigned From	0	0	0	0	0	0	0	0
Cases Pending	93	123	122	65	133	154	91	781

IV. MONTHLY REPORT OF TRIALS AND OTHER ACTIVITY

	Contested Proceedings	Miscellaneous Proceedings	Total Hours in Court
AJC	10	22	32
SHF	22	24	46
PGH	7	15	22
LMI	11	15	26
RAM	3	26	29
JKO	12	15	27
RBR	18	12	30
Total	83	129	212

Cases Summary Report Group By Person Office
Open: 9/1/2006 - 9/30/2006

Judge	Office	Ch7	Ch9	Ch11	Ch12	Ch13	304	Total	Adv	Mis
AJC	Miami	90	0	0	0	9	0	99	17	0
LMI	Miami	89	0	0	0	49	0	138	16	0
RAM	Miami	91	0	2	0	9	0	102	10	1
JKO	Broward	65	0	0	0	31	0	96	16	0
RBR	Broward	65	0	2	0	31	0	98	8	0
PGH	WPB	64	0	0	0	41	0	105	15	1
SHF	WPB	64	0	3	0	0	0	67	4	0
Total		528	0	7	0	170	0	705	86	2

[Handwritten signature]

Cases Summary Report Group By Person Office
 Closed: 9/1/2006 - 9/30/2006

Judge	Office	Ch7	Ch9	Ch11	Ch12	Ch13	304	Total	Adv	Mis
AJC	Miami	198	0	5	0	148	0	351	22	0
LMI	Miami	171	0	0	0	59	0	230	8	0
RAM	Miami	181	0	4	0	142	0	327	16	0
JKO	Broward	79	0	0	0	56	0	135	18	0
LMI	Broward	0	0	0	0	0	0	0	1	0
RBR	Broward	115	0	14	0	74	0	203	29	0
PGH	WPB	46	0	2	0	84	0	132	20	0
SHF	WPB	88	0	2	0	0	0	90	13	0
Total		878	0	27	0	563	0	1468	127	0

Cases Summary Report Group By Person Office
Pro Se: 9/1/2006 - 9/30/2006

Judge	Office	Ch7	Ch9	Ch11	Ch12	Ch13	304	Total	Adv	Mis
AJC	Miami	0	0	0	0	1	0	1	0	0
LMI	Miami	3	0	0	0	9	0	12	0	0
RAM	Miami	1	0	0	0	2	0	3	0	0
JKO	Broward	3	0	0	0	5	0	8	5	0
RBR	Broward	7	0	0	0	3	0	10	0	0
PGH	WPB	5	0	0	0	5	0	10	0	1
SHF	WPB	4	0	0	0	0	0	4	0	0
Total		23	0	0	0	25	0	48	5	1

PENDING CASELOAD REPORTS BY JUDGE/CHAPTER
SEPTEMBER 2006

AJC	7	11	12	13	304	ACT	TOTALS
Pending Prior Month	1,143	72	0	3,087	4	0	4,306
Cases Filed	90	0	0	9	0	0	99
Reopened	11	0	0	4	0	0	15
Split Cases	1	0	0	0	0	0	1
Transferred In	0	0	0	0	0	0	0
Reassigned To	0	0	0	0	0	0	0
Converted To	3	0	0	1	0	0	4
Transferred Out	0	0	0	0	0	0	0
Reassigned From	0	0	0	0	0	0	0
Converted From	1	1	0	2	0	0	4
Cases Closed	198	5	0	148	0	0	351
Total Pending	1,049	66	0	2,951	4	0	4,070
SHF	7	11	12	13	304	ACT	TOTALS
Pending Prior Month	1,076	27	0	1	0	0	1,104
Cases Filed	64	3	0	0	0	0	67
Reopened	8	0	0	0	0	0	8
Split Cases	1	0	0	0	0	0	1
Transferred In	0	0	0	0	0	0	0
Reassigned To	0	0	0	0	0	0	0
Converted To	0	0	0	1	0	0	1
Transferred Out	0	0	0	0	0	0	0
Reassigned From	0	0	0	1	0	0	1
Converted From	1	0	0	0	0	0	1
Cases Closed	88	2	0	0	0	0	90
Total Pending	1,060	28	0	1	0	0	1,089
PGH	7	11	12	13	304	ACT	TOTALS
Pending Prior Month	578	37	0	2,164	0	0	2,779
Cases Filed	64	0	0	41	0	0	105
Reopened	1	0	0	3	0	0	4
Split Cases	0	0	0	0	0	0	0
Transferred In	0	0	0	0	0	0	0
Reassigned To	0	0	0	1	0	0	1
Converted To	7	0	0	2	0	0	9
Transferred Out	0	0	0	0	0	0	0
Reassigned From	0	0	0	0	0	0	0
Converted From	2	0	0	7	0	0	9
Cases Closed	46	2	0	84	0	0	132
Total Pending	602	35	0	2,120	0	0	2,757
LMI	7	11	12	13	304	ACT	TOTALS
Pending Prior Month	1,028	15	0	1,224	0	0	2,267
Cases Filed	89	0	0	49	0	0	138
Reopened	6	0	0	2	0	0	8
Split Cases	0	0	0	0	0	0	0
Transferred In	0	0	0	0	0	0	0
Reassigned To	1	0	0	0	0	0	1
Converted To	3	0	0	0	0	0	3
Transferred Out	0	0	0	0	0	0	0
Reassigned From	0	0	0	0	0	0	0
Converted From	0	0	0	3	0	0	3
Cases Closed	171	0	0	59	0	0	230
Total Pending	956	15	0	1,213	0	0	2,184
RAM	7	11	12	13	304	ACT	TOTALS
Pending Prior Month	1,103	67	0	3,200	4	0	4,374
Cases Filed	91	2	0	9	0	0	102
Reopened	11	0	0	3	0	0	14
Split Cases	0	0	0	0	0	0	0
Transferred In	0	0	0	0	0	0	0
Reassigned To	0	0	0	0	0	0	0
Converted To	6	0	0	1	0	0	7
Transferred Out	0	0	0	0	0	0	0
Reassigned From	1	0	0	0	0	0	1
Converted From	1	1	0	5	0	0	7
Cases Closed	181	4	0	142	0	0	327
Total Pending	1,028	64	0	3,066	4	0	4,162
JKO	7	11	12	13	304	ACT	TOTALS
Pending Prior Month	738	51	0	1,365	0	0	2,154
Cases Filed	65	0	0	31	0	0	96
Reopened	5	0	0	1	0	0	6
Split Cases	1	0	0	0	0	0	1
Transferred In	0	0	0	0	0	0	0
Reassigned To	0	0	0	0	0	0	0
Converted To	4	0	0	2	0	0	6
Transferred Out	0	0	0	0	0	0	0
Reassigned From	0	0	0	0	0	0	0
Converted From	2	0	0	4	0	0	6
Cases Closed	79	0	0	56	0	0	135
Total Pending	732	51	0	1,339	0	0	2,122
RBR	7	11	12	13	304	ACT	TOTALS
Pending Prior Month	1,037	103	0	1,466	0	0	2,606
Cases Filed	65	2	0	31	0	0	98
Reopened	12	0	0	1	0	0	13
Split Cases	0	0	0	0	0	0	0
Transferred In	0	0	0	0	0	0	0
Reassigned To	0	0	0	0	0	0	0
Converted To	1	0	0	1	0	0	2
Transferred Out	1	0	0	0	0	0	1
Reassigned From	0	0	0	0	0	0	0
Converted From	1	0	0	1	0	0	2
Cases Closed	115	14	0	74	0	0	203
Total Pending	998	91	0	1,424	0	0	2,513
GRAND TOTAL:	6,425	350	0	12,114	8	0	18,897

AJC PENDING CASE SUMMARY

CHAPTER	DADE DIVISION	BROWARD DIVISION	PALM BEACH DIVISION	TOTAL
7	1,049	0	0	1,049
11	64	2	0	66
12	0	0	0	0
13	2,951	0	0	2,951
304	4	0	0	4
TOTALS	4,068	2	0	4,070

SHF PENDING CASE SUMMARY

CHAPTER	DADE DIVISION	BROWARD DIVISION	PALM BEACH DIVISION	TOTAL
7	0	1	1,059	1,060
11	0	0	28	28
12	0	0	0	0
13	0	0	1	1
304	0	0	0	0
TOTALS	0	1	1,088	1,089

LMI PENDING CASE SUMMARY

CHAPTER	DADE DIVISION	BROWARD DIVISION	PALM BEACH DIVISION	TOTAL
7	956	0	0	956
11	15	0	0	15
12	0	0	0	0
13	1,213	0	0	1,213
304	0	0	0	0
TOTALS	2,184	0	0	2,184

PGH PENDING CASE SUMMARY

CHAPTER	DADE DIVISION	BROWARD DIVISION	PALM BEACH DIVISION	TOTAL
7	1	0	601	602
11	0	3	32	35
12	0	0	0	0
13	0	1	2,119	2,120
304	0	0	0	0
TOTALS	1	4	2,752	2,757

RAM PENDING CASE SUMMARY

CHAPTER	DADE DIVISION	BROWARD DIVISION	PALM BEACH DIVISION	TOTAL
7	1,026	0	2	1,028
11	63	0	1	64
12	0	0	0	0
13	3,066	0	0	3,066
304	4	0	0	4
TOTALS	4,159	0	3	4,162

JKO PENDING CASE SUMMARY

CHAPTER	DADE DIVISION	BROWARD DIVISION	PALM BEACH DIVISION	TOTAL
7	0	732	0	732
11	0	51	0	51
12	0	0	0	0
13	0	1,339	0	1,339
304	0	0	0	0
TOTALS	0	2,122	0	2,122

RBR PENDING CASE SUMMARY

CHAPTER	DADE DIVISION	BROWARD DIVISION	PALM BEACH DIVISION	TOTAL
7	12	986	0	998
11	0	91	0	91
12	0	0	0	0
13	0	1,424	0	1,424
304	0	0	0	0
TOTALS	12	2,501	0	2,513

DISTRICT TOTALS	10,424	4,630	3,843	18,897
------------------------	---------------	--------------	--------------	---------------

CASE FILING SUMMARY BY COUNTY

DADE COUNTY - 12025						
	7	11	12	13	304	TOTAL
AJC	89	0	0	10	0	99
SHF	0	0	0	0	0	0
PGH	0	0	0	0	0	0
LMI	88	0	0	49	0	137
RAM	91	2	0	9	0	102
JKO	0	0	0	0	0	0
RBR	0	0	0	0	0	0
Sub-Total	268	2	0	68	0	338

MONROE COUNTY - 12087						
	7	11	12	13	304	TOTAL
AJC	1	0	0	0	0	1
SHF	0	0	0	0	0	0
PGH	0	0	0	0	0	0
LMI	1	0	0	0	0	1
RAM	0	0	0	0	0	0
JKO	0	0	0	0	0	0
RBR	0	0	0	0	0	0
Sub-Total	2	0	0	0	0	2

BROWARD COUNTY - 12011						
	7	11	12	13	304	TOTAL
AJC	0	0	0	0	0	0
SHF	1	0	0	0	0	1
PGH	0	0	0	0	0	0
LMI	0	0	0	0	0	0
RAM	0	0	0	0	0	0
JKO	66	0	0	31	0	97
RBR	65	2	0	31	0	98
Sub-Total	132	2	0	62	0	196

HIGHLANDS COUNTY - 12055						
	7	11	12	13	304	TOTAL
AJC	0	0	0	0	0	0
SHF	2	0	0	0	0	2
PGH	4	0	0	1	0	5
LMI	0	0	0	0	0	0
RAM	0	0	0	0	0	0
JKO	0	0	0	0	0	0
RBR	0	0	0	0	0	0
Sub-Total	6	0	0	1	0	7

INDIAN RIVER COUNTY - 12061						
	7	11	12	13	304	TOTAL
AJC	0	0	0	0	0	0
SHF	3	0	0	0	0	3
PGH	4	0	0	3	0	7
LMI	0	0	0	0	0	0
RAM	0	0	0	0	0	0
JKO	0	0	0	0	0	0
RBR	0	0	0	0	0	0
Sub-Total	7	0	0	3	0	10

MARTIN COUNTY - 12085						
	7	11	12	13	304	TOTAL
AJC	0	0	0	0	0	0
SHF	3	0	0	0	0	3
PGH	3	0	0	1	0	4
LMI	0	0	0	0	0	0
RAM	0	0	0	0	0	0
JKO	0	0	0	0	0	0
RBR	0	0	0	0	0	0
Sub-Total	6	0	0	1	0	7

OKEECHOBEE COUNTY - 12093						
	7	11	12	13	304	TOTAL
AJC	0	0	0	0	0	0
SHF	5	0	0	0	0	5
PGH	2	0	0	3	0	5
LMI	0	0	0	0	0	0
RAM	0	0	0	0	0	0
JKO	0	0	0	0	0	0
RBR	0	0	0	0	0	0
Sub-Total	7	0	0	3	0	10

PALM BEACH COUNTY - 12099						
	7	11	12	13	304	TOTAL
AJC	0	0	0	0	0	0
SHF	35	3	0	0	0	38
PGH	44	0	0	25	0	69
LMI	0	0	0	0	0	0
RAM	0	0	0	0	0	0
JKO	0	0	0	0	0	0
RBR	0	0	0	0	0	0
Sub-Total	79	3	0	25	0	107

ST. LUCIE - 12111						
	7	11	12	13	304	TOTAL
AJC	0	0	0	0	0	0
SHF	16	0	0	0	0	16
PGH	7	0	0	8	0	15
LMI	0	0	0	0	0	0
RAM	0	0	0	0	0	0
JKO	0	0	0	0	0	0
RBR	0	0	0	0	0	0
Sub-Total	23	0	0	8	0	31

GRAND TOTAL						
	7	11	12	13	304	TOTAL
	530	7	0	171	0	708

SEPTEMBER 2006
CASE FILING SUMMARY BY NATURE OF DEBTOR/DIVISION

CHAPTER	BUSINESS				CONSUMER				TOTAL
	DADE	BROWARD	PALM BCH	DIV. TOTAL	DADE	BROWARD	PALM BCH	DIV. TOTAL	
7	10	7	8	25	261	125	120	506	531
11	2	1	3	6	0	1	0	1	7
12	0	0	0	0	0	0	0	0	0
13	0	2	0	2	67	60	41	168	170
304	0	0	0	0	0	0	0	0	0
TOTAL	12	10	11	33	328	186	161	675	708

DIVISIONAL BUSINESS CASE FILING SUMMARY

DADE DIVISION

CHAPTER	AJC	SHF	PGH	LMI	RAM	JKO	RBR	TOTAL
7	2	0	0	1	7	0	0	10
11	0	0	0	0	2	0	0	2
12	0	0	0	0	0	0	0	0
13	0	0	0	0	0	0	0	0
304	0	0	0	0	0	0	0	0
Sub-Total	2	0	0	1	9	0	0	12

BROWARD DIVISION

CHAPTER	AJC	SHF	PGH	LMI	RAM	JKO	RBR	TOTAL
7	0	0	0	0	0	6	1	7
11	0	0	0	0	0	0	1	1
12	0	0	0	0	0	0	0	0
13	0	0	0	0	0	1	1	2
304	0	0	0	0	0	0	0	0
Sub-Total	0	0	0	0	0	7	3	10

PALM BEACH DIVISION

CHAPTER	AJC	SHF	PGH	LMI	RAM	JKO	RBR	TOTAL
7	0	2	6	0	0	0	0	8
11	0	3	0	0	0	0	0	3
12	0	0	0	0	0	0	0	0
13	0	0	0	0	0	0	0	0
304	0	0	0	0	0	0	0	0
Sub-Total	0	5	6	0	0	0	0	11
GRAND TOTAL	2	5	6	1	9	7	3	33

DIVISIONAL CONSUMER CASE FILING SUMMARY

DADE DIVISION

CHAPTER	AJC	SHF	PGH	LMI	RAM	JKO	RBR	TOTAL
7	89	0	0	88	84	0	0	261
11	0	0	0	0	0	0	0	0
12	0	0	0	0	0	0	0	0
13	9	0	0	49	9	0	0	67
304	0	0	0	0	0	0	0	0
Sub-Total	98	0	0	137	93	0	0	328

BROWARD DIVISION

CHAPTER	AJC	SHF	PGH	LMI	RAM	JKO	RBR	TOTAL
7	0	1	0	0	0	60	64	125
11	0	0	0	0	0	0	1	1
12	0	0	0	0	0	0	0	0
13	0	0	0	0	0	30	30	60
304	0	0	0	0	0	0	0	0
Sub-Total	0	1	0	0	0	90	95	186

PALM BEACH DIVISION

CHAPTER	AJC	SHF	PGH	LMI	RAM	JKO	RBR	TOTAL
7	0	62	58	0	0	0	0	120
11	0	0	0	0	0	0	0	0
12	0	0	0	0	0	0	0	0
13	0	0	41	0	0	0	0	41
304	0	0	0	0	0	0	0	0
Sub-Total	0	62	99	0	0	0	0	161
GRAND TOTAL	98	63	99	137	93	90	95	675

CASE FILING SUMMARY BY COUNTY / CONSUMER - BUSINESS

CONSUMERS

DADE COUNTY - 12025						
	7	11	12	13	304	TOTAL
AJC	87	0	0	10	0	97
SHF	0	0	0	0	0	0
PGH	0	0	0	0	0	0
LMI	87	0	0	49	0	136
RAM	84	0	0	9	0	93
JKO	0	0	0	0	0	0
RBR	0	0	0	0	0	0
Sub-Total	258	0	0	68	0	326

MONROE COUNTY - 12087						
	7	11	12	13	304	TOTAL
AJC	1	0	0	0	0	1
SHF	0	0	0	0	0	0
PGH	0	0	0	0	0	0
LMI	1	0	0	0	0	1
RAM	0	0	0	0	0	0
JKO	0	0	0	0	0	0
RBR	0	0	0	0	0	0
Sub-Total	2	0	0	0	0	2
						Division Total
						328

BROWARD COUNTY - 12011						
	7	11	12	13	304	TOTAL
AJC	0	0	0	0	0	0
SHF	1	0	0	0	0	1
PGH	0	0	0	0	0	0
LMI	0	0	0	0	0	0
RAM	0	0	0	0	0	0
JKO	60	0	0	30	0	90
RBR	64	1	0	30	0	95
Sub-Total	125	1	0	60	0	186
						Division Total
						186

HIGHLANDS COUNTY - 12055						
	7	11	12	13	304	TOTAL
AJC	0	0	0	0	0	0
SHF	2	0	0	0	0	2
PGH	4	0	0	1	0	5
LMI	0	0	0	0	0	0
RAM	0	0	0	0	0	0
JKO	0	0	0	0	0	0
RBR	0	0	0	0	0	0
Sub-Total	6	0	0	1	0	7

INDIAN RIVER COUNTY - 12061						
	7	11	12	13	304	TOTAL
AJC	0	0	0	0	0	0
SHF	3	0	0	0	0	3
PGH	3	0	0	3	0	6
LMI	0	0	0	0	0	0
RAM	0	0	0	0	0	0
JKO	0	0	0	0	0	0
RBR	0	0	0	0	0	0
Sub-Total	6	0	0	3	0	9

MARTIN COUNTY - 12085						
	7	11	12	13	304	TOTAL
AJC	0	0	0	0	0	0
SHF	3	0	0	0	0	3
PGH	3	0	0	1	0	4
LMI	0	0	0	0	0	0
RAM	0	0	0	0	0	0
JKO	0	0	0	0	0	0
RBR	0	0	0	0	0	0
Sub-Total	6	0	0	1	0	7

OKEECHOBEE COUNTY - 12093						
	7	11	12	13	304	TOTAL
AJC	0	0	0	0	0	0
SHF	5	0	0	0	0	5
PGH	2	0	0	3	0	5
LMI	0	0	0	0	0	0
RAM	0	0	0	0	0	0
JKO	0	0	0	0	0	0
RBR	0	0	0	0	0	0
Sub-Total	7	0	0	3	0	10

PALM BEACH COUNTY - 12099						
	7	11	12	13	304	TOTAL
AJC	0	0	0	0	0	0
SHF	33	0	0	0	0	33
PGH	39	0	0	25	0	64
LMI	0	0	0	0	0	0
RAM	0	0	0	0	0	0
JKO	0	0	0	0	0	0
RBR	0	0	0	0	0	0
Sub-Total	72	0	0	25	0	97

ST. LUCIE - 12111						
	7	11	12	13	304	TOTAL
AJC	0	0	0	0	0	0
SHF	16	0	0	0	0	16
PGH	7	0	0	8	0	15
LMI	0	0	0	0	0	0
RAM	0	0	0	0	0	0
JKO	0	0	0	0	0	0
RBR	0	0	0	0	0	0
Sub-Total	23	0	0	8	0	31
						Division Total
						161

GRAND TOTAL						
	7	11	12	13	304	TOTAL
	505	1	0	169	0	675

**CASE FILING SUMMARY BY COUNTY / CONSUMER - BUSINESS
BUSINESS**

DADE COUNTY - 12025						
	7	11	12	13	304	TOTAL
AJC	2	0	0	0	0	2
SHF	0	0	0	0	0	0
PGH	0	0	0	0	0	0
LMI	1	0	0	0	0	1
RAM	7	2	0	0	0	9
JKO	0	0	0	0	0	0
RBR	0	0	0	0	0	0
Sub-Total	10	2	0	0	0	12

MONROE COUNTY - 12087						
	7	11	12	13	304	TOTAL
AJC	0	0	0	0	0	0
SHF	0	0	0	0	0	0
PGH	0	0	0	0	0	0
LMI	0	0	0	0	0	0
RAM	0	0	0	0	0	0
JKO	0	0	0	0	0	0
RBR	0	0	0	0	0	0
Sub-Total	0	0	0	0	0	0

BROWARD COUNTY - 12011						
	7	11	12	13	304	TOTAL
AJC	0	0	0	0	0	0
SHF	0	0	0	0	0	0
PGH	0	0	0	0	0	0
LMI	0	0	0	0	0	0
RAM	0	0	0	0	0	0
JKO	6	0	0	1	0	7
RBR	1	1	0	1	0	3
Sub-Total	7	1	0	2	0	10

HIGHLANDS COUNTY - 12055						
	7	11	12	13	304	TOTAL
AJC	0	0	0	0	0	0
SHF	0	0	0	0	0	0
PGH	0	0	0	0	0	0
LMI	0	0	0	0	0	0
RAM	0	0	0	0	0	0
JKO	0	0	0	0	0	0
RBR	0	0	0	0	0	0
Sub-Total	0	0	0	0	0	0

INDIAN RIVER COUNTY - 12061						
	7	11	12	13	304	TOTAL
AJC	0	0	0	0	0	0
SHF	0	0	0	0	0	0
PGH	1	0	0	0	0	1
LMI	0	0	0	0	0	0
RAM	0	0	0	0	0	0
JKO	0	0	0	0	0	0
RBR	0	0	0	0	0	0
Sub-Total	1	0	0	0	0	1

MARTIN COUNTY - 12085						
	7	11	12	13	304	TOTAL
AJC	0	0	0	0	0	0
SHF	0	0	0	0	0	0
PGH	0	0	0	0	0	0
LMI	0	0	0	0	0	0
RAM	0	0	0	0	0	0
JKO	0	0	0	0	0	0
RBR	0	0	0	0	0	0
Sub-Total	0	0	0	0	0	0

OKEECHOBEE COUNTY - 12093						
	7	11	12	13	304	TOTAL
AJC	0	0	0	0	0	0
SHF	0	0	0	0	0	0
PGH	0	0	0	0	0	0
LMI	0	0	0	0	0	0
RAM	0	0	0	0	0	0
JKO	0	0	0	0	0	0
RBR	0	0	0	0	0	0
Sub-Total	0	0	0	0	0	0

PALM BEACH COUNTY - 12099						
	7	11	12	13	304	TOTAL
AJC	0	0	0	0	0	0
SHF	2	3	0	0	0	5
PGH	5	0	0	0	0	5
LMI	0	0	0	0	0	0
RAM	0	0	0	0	0	0
JKO	0	0	0	0	0	0
RBR	0	0	0	0	0	0
Sub-Total	7	3	0	0	0	10

ST. LUCIE - 12111						
	7	11	12	13	304	TOTAL
AJC	0	0	0	0	0	0
SHF	0	0	0	0	0	0
PGH	0	0	0	0	0	0
LMI	0	0	0	0	0	0
RAM	0	0	0	0	0	0
JKO	0	0	0	0	0	0
RBR	0	0	0	0	0	0
Sub-Total	0	0	0	0	0	0

GRAND TOTAL						
	7	11	12	13	304	TOTAL
Sub-Total	25	6	0	2	0	33

2006 COMPARISON OF BANKRUPTCY FILINGS

12

AJC	CH 7	CH 11	CH 12	CH 13	SEC 304	TOTAL
JAN	53	0	0	24	0	77
FEB	68	0	0	16	0	84
MAR	69	4	0	7	0	80
APR	57	0	0	8	0	65
MAY	94	2	0	10	0	106
JUN	100	2	0	10	0	112
JUL	81	1	0	5	0	87
AUG	79	0	0	12	0	91
SEP	90	0	0	10	0	100
OCT	0	0	0	0	0	0
NOV	0	0	0	0	0	0
DEC	0	0	0	0	0	0
TOTALS	691	9	0	102	0	802

SHF	CH 7	CH 11	CH 12	CH 13	SEC 304	TOTAL
JAN	16	0	0	0	0	16
FEB	18	0	0	0	0	18
MAR	27	0	0	0	0	27
APR	35	3	0	0	0	38
MAY	46	2	0	0	0	48
JUN	44	0	0	0	0	44
JUL	33	0	0	0	0	33
AUG	47	0	0	1	0	48
SEP	65	3	0	0	0	68
OCT	0	0	0	0	0	0
NOV	0	0	0	0	0	0
DEC	0	0	0	0	0	0
TOTALS	331	8	0	1	0	340

PGH	CH 7	CH 11	CH 12	CH 13	SEC 304	TOTAL
JAN	37	1	0	46	0	84
FEB	17	3	0	20	0	40
MAR	31	2	0	36	0	69
APR	34	0	0	32	0	66
MAY	47	2	0	31	0	80
JUN	43	1	0	40	0	84
JUL	32	0	0	41	0	73
AUG	47	1	0	40	0	88
SEP	64	0	0	41	0	105
OCT	0	0	0	0	0	0
NOV	0	0	0	0	0	0
DEC	0	0	0	0	0	0
TOTALS	352	10	0	327	0	689

LMI	CH 7	CH 11	CH 12	CH 13	SEC 304	TOTAL
JAN	0	0	0	0	0	0
FEB	47	2	0	9	0	58
MAR	68	1	0	40	0	109
APR	55	0	0	33	0	88
MAY	97	1	0	53	0	151
JUN	100	4	0	40	0	144
JUL	80	1	0	30	0	111
AUG	83	1	0	42	0	126
SEP	89	0	0	49	0	138
OCT	0	0	0	0	0	0
NOV	0	0	0	0	0	0
DEC	0	0	0	0	0	0
TOTALS	619	10	0	296	0	925

RAM	CH 7	CH 11	CH 12	CH 13	SEC 304	TOTAL
JAN	51	0	0	28	0	79
FEB	65	1	0	13	0	79
MAR	71	1	0	10	0	82
APR	52	0	0	6	0	58
MAY	97	0	0	13	0	110
JUN	102	0	0	7	0	109
JUL	80	0	0	8	0	88
AUG	83	1	0	8	0	92
SEP	91	2	0	9	0	102
OCT	0	0	0	0	0	0
NOV	0	0	0	0	0	0
DEC	0	0	0	0	0	0
TOTALS	692	5	0	102	0	799

JKO	CH 7	CH 11	CH 12	CH 13	SEC 304	TOTAL
JAN	0	0	0	0	0	0
FEB	27	1	0	20	0	48
MAR	40	2	0	30	0	72
APR	56	2	0	30	0	88
MAY	59	0	0	30	0	89
JUN	62	2	0	33	0	97
JUL	57	1	0	21	0	79
AUG	64	1	0	37	0	102
SEP	66	0	0	31	0	97
OCT	0	0	0	0	0	0
NOV	0	0	0	0	0	0
DEC	0	0	0	0	0	0
TOTALS	431	9	0	232	0	672

RBR	CH 7	CH 11	CH 12	CH 13	SEC 304	TOTAL
JAN	18	0	0	21	0	39
FEB	27	2	0	19	0	48
MAR	41	1	0	32	0	74
APR	52	2	0	30	0	84
MAY	62	2	0	28	0	92
JUN	62	1	0	32	0	95
JUL	56	1	0	24	0	81
AUG	66	1	0	35	0	102
SEP	65	2	0	31	0	98
OCT	0	0	0	0	0	0
NOV	0	0	0	0	0	0
DEC	0	0	0	0	0	0
TOTALS	449	12	0	252	0	713

**2006 YEAR-TO-DATE COMPARISON OF BANKRUPTCY CASE FILINGS
BY JUDGE**

	AJC	SHF	PGH	LMI	RAM	JKO	RBR	TOTAL
JAN	77	16	84	0	79	0	39	295
FEB	84	18	40	58	79	48	48	375
MAR	80	27	69	109	82	72	74	513
APR	65	38	66	88	58	88	84	487
MAY	106	48	80	151	110	89	92	676
JUN	112	44	84	144	109	97	95	685
JUL	87	33	73	111	88	79	81	552
AUG	91	48	88	126	92	102	102	649
SEP	100	68	105	138	102	97	98	708
OCT	0	0	0	0	0	0	0	0
NOV	0	0	0	0	0	0	0	0
DEC	0	0	0	0	0	0	0	0
TOTALS	802	340	689	925	799	672	713	4940
% of Total	16.23	6.88	13.95	18.72	16.17	13.60	14.43	

**2006 YEAR-TO-DATE COMPARISON OF BANKRUPTCY CASE FILINGS
BY JUDGE/CHAPTER**

	CH 7	CH 11	CH 12	CH 13	SEC 304	TOTAL
AJC	691	9	0	102	0	802
SHF	331	8	0	1	0	340
PGH	352	10	0	327	0	689
LMI	619	10	0	296	0	925
RAM	692	5	0	102	0	799
JKO	431	9	0	232	0	672
RBR	449	12	0	252	0	713
TOTALS	3565	63	0	1312	0	4940

CALENDAR YEAR-TO-DATE COMPARISON

	ENDING SEP 06	ENDING SEP 05	PERCENT CHANGE
Bankruptcy Case Filings	4940	24173	-79.56
Bankruptcy Case Closings	22595	22846	-1.10
Adversary Filings	955	1036	-7.82
Adversary Closings	1140	1060	7.55

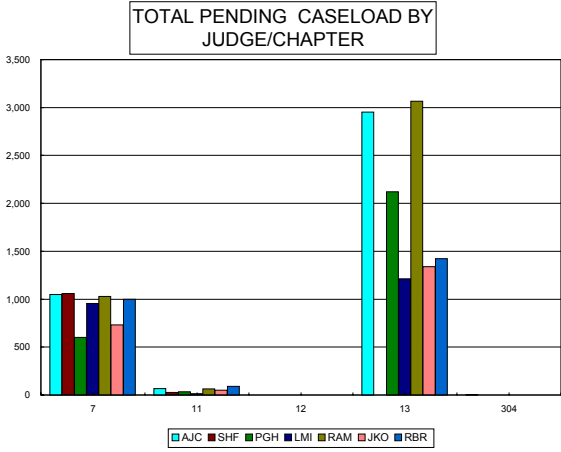
12-MONTH/THREE YEAR COMPARISON

	ENDING SEP 06	ENDING SEP 05	ENDING SEP 04	% CHANGE 2006 / 2005	% CHANGE 2006 / 2004
Bankruptcy Case Filings	16670	30310	27427	-45.00	-39.22
Bankruptcy Case Closings	28967	30208	30488	-4.11	-4.99
Adversary Filings	1246	1389	1332	-10.30	-6.46
Adversary Closings	1316	1441	2148	-8.67	-38.73

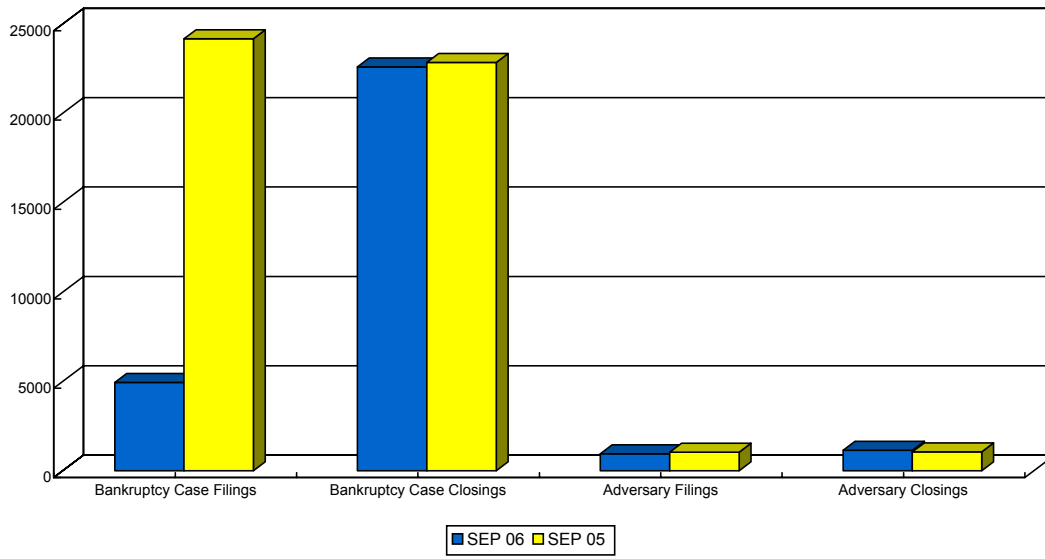
MONTHLY COMPARISON

	SEP 06	SEP 05	PERCENT CHANGE
Bankruptcy Case Filings	708	4320	-83.61
Bankruptcy Case Closings	1468	3303	-55.56
Adversary Filings	86	237	-63.71
Adversary Closings	127	127	0.00

*Filings and Closings for Dade Division includes Monroe County
 Filings and Closings for Palm Beach Division includes Indian River, Highlands, Martin,
 St. Lucie & Okeechobee Counties*



CALENDAR YEAR-TO-DATE COMPARISON



12-MONTH/THREE YEAR COMPARISON

