


# UNITED STATES BANKRUPTCY COURT

## *SOUTHERN DISTRICT OF FLORIDA*

*51 S.W. 1st Avenue  
Room 1401  
Miami, FL 33130*

*Katherine Gould-Feldman  
Clerk of Court*



**MONTHLY STATISTICAL REPORT**  
**MARCH 2007**

# ***MONTHLY STATISTICAL REPORT***

## **TABLE OF CONTENTS**

	<i>page</i>
<i>I. MONTHLY SARD SUMMARY REPORT</i>	<i>2</i>
<i>II. BK CASE FILINGS SUMMARY REPORT</i>	<i>3</i>
<i>III. BK CASE CLOSINGS SUMMARY REPORT</i>	<i>4</i>
<i>IV. AP CASE FILINGS SUMMARY REPORT</i>	<i>3</i>
<i>V. AP CASE CLOSINGS SUMMARY REPORT</i>	<i>4</i>
<i>VI. BK PRO SE CASES FILING SUMMARY REPORT</i>	<i>5</i>
<i>VII. PENDING CASELOAD REPORT BY JUDGE/CHAPTER</i>	<i>6</i>
<i>VIII. DIVISIONAL CASELOAD REPORT</i>	<i>7</i>
<i>IX. CASE FILING BREAKDOWN BY COUNTY</i>	<i>8</i>
<i>X. BREAKDOWN BY NATURE OF DEBTOR</i>	<i>9</i>
<i>XI. BREAKDOWN BY COUNTY / NATURE - CONSUMER</i>	<i>10</i>
<i>XII. BREAKDOWN BY COUNTY / NATURE - BUSINESS</i>	<i>11</i>
<i>XIII. SUMMARIES AND GRAPHS</i>	<i>12 - 16</i>

**MARCH 2007**  
**MONTHLY SARD REPORT SUMMARY**

2

**I. BC101 REPORT OF BANKRUPTCY CASES**

	AJC	SHF	PGH	LMI	RAM	JKO	RBR	TOTAL
Pending Prior Month	3,562	895	2,621	2,043	3,646	2,029	2,336	17,132
Cases Filed	133	118	118	138	134	150	147	938
Reopened	9	4	5	5	9	9	10	51
Split Cases	0	0	0	0	0	0	1	1
Trans. In	0	0	0	0	0	0	0	0
Reassigned To	4	0	5	0	0	3	1	13
Trans. Out	0	0	0	0	0	1	0	1
Reassigned From	0	2	3	2	2	1	3	13
Cases Closed	225	146	155	173	232	148	163	1,242
Cases Pending	3,483	869	2,591	2,011	3,555	2,041	2,329	16,879

**II. BC109 REPORT OF ADVERSARY CASES**

	AJC	SHF	PGH	LMI	RAM	JKO	RBR	TOTAL
Pending Prior Month	58	122	69	63	49	151	54	566
Cases Filed	7	28	5	1	4	13	1	59
Trans. In	0	0	0	0	0	0	0	0
Reassigned To	0	0	0	0	0	0	0	0
Cases Reopened	0	0	0	1	0	0	1	2
Cases Closed	4	13	23	9	12	2	13	76
Trans. Out	0	0	0	0	0	0	0	0
Reassigned From	0	0	0	0	0	0	0	0
Cases Pending	61	137	51	56	41	162	43	551

**IV. MONTHLY REPORT OF TRIALS AND OTHER ACTIVITY**

	Contested Proceedings	Miscellaneous Proceedings	Total Hours in Court
AJC	14	31	45
SHF	22	28	50
PGH	0	17	17
LMI	4	22	26
RAM	6	20	26
JKO	10	18	28
RBR	2	20	22
Total	58	156	214

Cases Summary Report Group By Person Office  
 New Filed: 3/1/2007 - 3/31/2007

Judge	Office	Ch7	Ch9	Ch11	Ch12	Ch13	Ch15	304	Total	Adv	Mis
AJC	Miami	96	0	4	0	33	0	0	133	7	0
LMI	Miami	96	0	5	0	37	0	0	138	1	0
RAM	Miami	97	0	3	0	34	0	0	134	4	0
JKO	Broward	89	0	4	0	57	0	0	150	13	0
RBR	Broward	90	0	2	0	55	0	0	147	1	0
PGH	WPB	78	0	0	0	40	0	0	118	5	0
SHF	WPB	79	0	1	0	38	0	0	118	28	0
Total		625	0	19	0	294	0	0	938	59	0

1 split  
 939

MR 11758

Cases Summary Report Group By Person Office  
Closed: 03/01/2007 - 03/31/2007

Judge	Office	Ch7	Ch9	Ch11	Ch12	Ch13	Ch15	304	Total	Adv	Mis
AJC	Miami	129	0	3	0	93	0	0	225	4	0
LMI	Miami	125	0	2	0	46	0	0	173	9	0
RAM	Miami	123	0	8	0	101	0	0	232	12	0
JKO	Broward	98	0	1	0	49	0	0	148	2	0
RBR	Broward	118	0	0	0	45	0	0	163	13	0
PGH	WPB	83	0	0	0	72	0	0	155	23	0
SHF	WPB	141	0	5	0	0	0	0	146	13	0
Total		817	0	19	0	406	0	0	1242	76	0

Cases Summary Report Group By Person Office  
Pro Se: 3/1/2007 - 3/31/2007

Judge	Office	Ch7	Ch9	Ch11	Ch12	Ch13	Ch15	304	Total	Adv	Mis
AJC	Miami	1	0	0	0	5	0	0	6	0	0
LMI	Miami	4	0	0	0	7	0	0	11	0	0
RAM	Miami	1	0	0	0	3	0	0	4	0	0
JKO	Broward	10	0	1	0	4	0	0	15	1	0
RBR	Broward	9	0	0	0	5	0	0	14	0	0
PGH	WPB	3	0	0	0	3	0	0	6	0	0
SHF	WPB	9	0	0	0	2	0	0	11	2	0
Total		37	0	1	0	29	0	0	67	3	0

**PENDING CASELOAD REPORTS BY JUDGE/CHAPTER**  
**MARCH 2007**

AJC	7	11	12	13	15	304	TOTALS
Pending Prior Month	975	63	0	2,520	0	4	3,562
Cases Filed	96	4	0	33	0	0	133
Reopened	7	0	0	2	0	0	9
Split Cases	0	0	0	0	0	0	0
Transferred In	0	0	0	0	0	0	0
Reassigned To	0	4	0	0	0	0	4
Converted To	8	0	0	3	0	0	11
Transferred Out	0	0	0	0	0	0	0
Reassigned From	0	0	0	0	0	0	0
Converted From	3	0	0	8	0	0	11
Cases Closed	129	3	0	93	0	0	225
<b>Total Pending</b>	<b>954</b>	<b>68</b>	<b>0</b>	<b>2,457</b>	<b>0</b>	<b>4</b>	<b>3,483</b>

SHF	7	11	12	13	15	304	TOTALS
Pending Prior Month	862	32	0	1	0	0	895
Cases Filed	79	1	0	38	0	0	118
Reopened	4	0	0	0	0	0	4
Split Cases	0	0	0	0	0	0	0
Transferred In	0	0	0	0	0	0	0
Reassigned To	0	0	0	0	0	0	0
Converted To	1	0	0	0	0	0	1
Transferred Out	0	0	0	0	0	0	0
Reassigned From	2	0	0	0	0	0	2
Converted From	0	1	0	0	0	0	1
Cases Closed	141	5	0	0	0	0	146
<b>Total Pending</b>	<b>803</b>	<b>27</b>	<b>0</b>	<b>39</b>	<b>0</b>	<b>0</b>	<b>869</b>

PGH	7	11	12	13	15	304	TOTALS
Pending Prior Month	569	47	0	2,005	0	0	2,621
Cases Filed	78	0	0	40	0	0	118
Reopened	4	0	0	1	0	0	5
Split Cases	0	0	0	0	0	0	0
Transferred In	0	0	0	0	0	0	0
Reassigned To	4	1	0	0	0	0	5
Converted To	6	0	0	1	0	0	7
Transferred Out	0	0	0	0	0	0	0
Reassigned From	3	0	0	0	0	0	3
Converted From	1	2	0	4	0	0	7
Cases Closed	83	0	0	72	0	0	155
<b>Total Pending</b>	<b>574</b>	<b>46</b>	<b>0</b>	<b>1,971</b>	<b>0</b>	<b>0</b>	<b>2,591</b>

LMI	7	11	12	13	15	304	TOTALS
Pending Prior Month	892	20	0	1,131	0	0	2,043
Cases Filed	96	5	0	37	0	0	138
Reopened	5	0	0	0	0	0	5
Split Cases	0	0	0	0	0	0	0
Transferred In	0	0	0	0	0	0	0
Reassigned To	0	0	0	0	0	0	0
Converted To	3	0	0	0	0	0	3
Transferred Out	0	0	0	0	0	0	0
Reassigned From	0	2	0	0	0	0	2
Converted From	0	0	0	3	0	0	3
Cases Closed	125	2	0	46	0	0	173
<b>Total Pending</b>	<b>871</b>	<b>21</b>	<b>0</b>	<b>1,119</b>	<b>0</b>	<b>0</b>	<b>2,011</b>

RAM	7	11	12	13	15	304	TOTALS
Pending Prior Month	948	61	0	2,632	1	4	3,646
Cases Filed	97	3	0	34	0	0	134
Reopened	7	1	0	1	0	0	9
Split Cases	0	0	0	0	0	0	0
Transferred In	0	0	0	0	0	0	0
Reassigned To	0	0	0	0	0	0	0
Converted To	6	0	0	0	0	0	6
Transferred Out	0	0	0	0	0	0	0
Reassigned From	0	2	0	0	0	0	2
Converted From	0	0	0	6	0	0	6
Cases Closed	123	8	0	101	0	0	232
<b>Total Pending</b>	<b>935</b>	<b>55</b>	<b>0</b>	<b>2,560</b>	<b>1</b>	<b>4</b>	<b>3,555</b>

JKO	7	11	12	13	15	304	TOTALS
Pending Prior Month	724	38	0	1,267	0	0	2,029
Cases Filed	89	4	0	57	0	0	150
Reopened	7	0	0	2	0	0	9
Split Cases	0	0	0	0	0	0	0
Transferred In	0	0	0	0	0	0	0
Reassigned To	3	0	0	0	0	0	3
Converted To	2	3	0	1	0	0	6
Transferred Out	0	0	0	1	0	0	1
Reassigned From	1	0	0	0	0	0	1
Converted From	4	0	0	2	0	0	6
Cases Closed	98	1	0	49	0	0	148
<b>Total Pending</b>	<b>722</b>	<b>44</b>	<b>0</b>	<b>1,275</b>	<b>0</b>	<b>0</b>	<b>2,041</b>

RBR	7	11	12	13	15	304	TOTALS
Pending Prior Month	916	91	0	1,329	0	0	2,336
Cases Filed	90	2	0	55	0	0	147
Reopened	8	0	0	2	0	0	10
Split Cases	0	0	0	1	0	0	1
Transferred In	0	0	0	0	0	0	0
Reassigned To	1	0	0	0	0	0	1
Converted To	8	0	0	0	0	0	8
Transferred Out	0	0	0	0	0	0	0
Reassigned From	0	0	0	3	0	0	3
Converted From	0	3	0	5	0	0	8
Cases Closed	118	0	0	45	0	0	163
<b>Total Pending</b>	<b>905</b>	<b>90</b>	<b>0</b>	<b>1,334</b>	<b>0</b>	<b>0</b>	<b>2,329</b>

GRAND TOTAL:	7	11	12	13	15	304	TOTALS
	5,764	351	0	10,755	1	8	16,879

**AJC PENDING CASE SUMMARY**

CHAPTER	DADE DIVISION	BROWARD DIVISION	PALM BEACH DIVISION	TOTAL
7	954	0	0	954
11	66	2	0	68
12	0	0	0	0
13	2,457	0	0	2,457
15	0	0	0	0
304	4	0	0	4
<b>TOTALS</b>	<b>3,481</b>	<b>2</b>	<b>0</b>	<b>3,483</b>

**SHF PENDING CASE SUMMARY**

CHAPTER	DADE DIVISION	BROWARD DIVISION	PALM BEACH DIVISION	TOTAL
7	0	1	802	803
11	0	0	27	27
12	0	0	0	0
13	0	0	39	39
15	0	0	0	0
304	0	0	0	0
<b>TOTALS</b>	<b>0</b>	<b>1</b>	<b>868</b>	<b>869</b>

**LMI PENDING CASE SUMMARY**

CHAPTER	DADE DIVISION	BROWARD DIVISION	PALM BEACH DIVISION	TOTAL
7	871	0	0	871
11	21	0	0	21
12	0	0	0	0
13	1,119	0	0	1,119
15	0	0	0	0
304	0	0	0	0
<b>TOTALS</b>	<b>2,011</b>	<b>0</b>	<b>0</b>	<b>2,011</b>

**PGH PENDING CASE SUMMARY**

CHAPTER	DADE DIVISION	BROWARD DIVISION	PALM BEACH DIVISION	TOTAL
7	1	1	572	574
11	0	2	44	46
12	0	0	0	0
13	0	0	1,971	1,971
15	0	0	0	0
304	0	0	0	0
<b>TOTALS</b>	<b>1</b>	<b>3</b>	<b>2,587</b>	<b>2,591</b>

**RAM PENDING CASE SUMMARY**

CHAPTER	DADE DIVISION	BROWARD DIVISION	PALM BEACH DIVISION	TOTAL
7	933	0	2	935
11	54	0	1	55
12	0	0	0	0
13	2,560	0	0	2,560
15	1	0	0	1
304	4	0	0	4
<b>TOTALS</b>	<b>3,552</b>	<b>0</b>	<b>3</b>	<b>3,555</b>

**JKO PENDING CASE SUMMARY**

CHAPTER	DADE DIVISION	BROWARD DIVISION	PALM BEACH DIVISION	TOTAL
7	0	722	0	722
11	0	44	0	44
12	0	0	0	0
13	0	1,275	0	1,275
15	0	0	0	0
304	0	0	0	0
<b>TOTALS</b>	<b>0</b>	<b>2,041</b>	<b>0</b>	<b>2,041</b>

**RBR PENDING CASE SUMMARY**

CHAPTER	DADE DIVISION	BROWARD DIVISION	PALM BEACH DIVISION	TOTAL
7	5	900	0	905
11	0	90	0	90
12	0	0	0	0
13	0	1,334	0	1,334
15	0	0	0	0
304	0	0	0	0
<b>TOTALS</b>	<b>5</b>	<b>2,324</b>	<b>0</b>	<b>2,329</b>

<b>DISTRICT TOTALS</b>	<b>9,050</b>	<b>4,371</b>	<b>3,458</b>	<b>16,879</b>
------------------------	--------------	--------------	--------------	---------------



MARCH 2007  
CASE FILING SUMMARY BY COUNTY

DADE COUNTY - 12025							
	7	11	12	13	15	304	TOTAL
AJC	94	3	0	33	0	0	130
SHF	0	0	0	0	0	0	0
PGH	0	0	0	0	0	0	0
LMI	94	4	0	36	0	0	134
RAM	96	3	0	34	0	0	133
JKO	0	0	0	0	0	0	0
RBR	0	0	0	0	0	0	0
<b>Sub-Total</b>	<b>284</b>	<b>10</b>	<b>0</b>	<b>103</b>	<b>0</b>	<b>0</b>	<b>397</b>

MONROE COUNTY - 12087								
	7	11	12	13	15	304	TOTAL	
AJC	2	1	0	0	0	0	3	
SHF	0	0	0	0	0	0	0	
PGH	0	0	0	0	0	0	0	
LMI	2	1	0	1	0	0	4	
RAM	1	0	0	0	0	0	1	
JKO	0	0	0	0	0	0	0	
RBR	0	0	0	0	0	0	0	
<b>Sub-Total</b>	<b>5</b>	<b>2</b>	<b>0</b>	<b>1</b>	<b>0</b>	<b>0</b>	<b>8</b>	
							<b>Division</b>	<b>405</b>
							<b>8 Total</b>	<b>405</b>

BROWARD COUNTY - 12011								
	7	11	12	13	15	304	TOTAL	
AJC	0	0	0	0	0	0	0	
SHF	0	0	0	0	0	0	0	
PGH	0	0	0	0	0	0	0	
LMI	0	0	0	0	0	0	0	
RAM	0	0	0	0	0	0	0	
JKO	89	4	0	57	0	0	150	
RBR	90	2	0	56	0	0	148	
<b>Sub-Total</b>	<b>179</b>	<b>6</b>	<b>0</b>	<b>113</b>	<b>0</b>	<b>0</b>	<b>298</b>	
							<b>Division</b>	<b>298</b>
							<b>298 Total</b>	<b>298</b>

HIGHLANDS COUNTY - 12055							
	7	11	12	13	15	304	TOTAL
AJC	0	0	0	0	0	0	0
SHF	3	0	0	1	0	0	4
PGH	3	0	0	2	0	0	5
LMI	0	0	0	0	0	0	0
RAM	0	0	0	0	0	0	0
JKO	0	0	0	0	0	0	0
RBR	0	0	0	0	0	0	0
<b>Sub-Total</b>	<b>6</b>	<b>0</b>	<b>0</b>	<b>3</b>	<b>0</b>	<b>0</b>	<b>9</b>

INDIAN RIVER COUNTY - 12061							
	7	11	12	13	15	304	TOTAL
AJC	0	0	0	0	0	0	0
SHF	5	0	0	3	0	0	8
PGH	3	0	0	3	0	0	6
LMI	0	0	0	0	0	0	0
RAM	0	0	0	0	0	0	0
JKO	0	0	0	0	0	0	0
RBR	0	0	0	0	0	0	0
<b>Sub-Total</b>	<b>8</b>	<b>0</b>	<b>0</b>	<b>6</b>	<b>0</b>	<b>0</b>	<b>14</b>

MARTIN COUNTY - 12085							
	7	11	12	13	15	304	TOTAL
AJC	0	0	0	0	0	0	0
SHF	10	0	0	1	0	0	11
PGH	3	0	0	2	0	0	5
LMI	0	0	0	0	0	0	0
RAM	0	0	0	0	0	0	0
JKO	0	0	0	0	0	0	0
RBR	0	0	0	0	0	0	0
<b>Sub-Total</b>	<b>13</b>	<b>0</b>	<b>0</b>	<b>3</b>	<b>0</b>	<b>0</b>	<b>16</b>

OKEECHOBEE COUNTY - 12093							
	7	11	12	13	15	304	TOTAL
AJC	0	0	0	0	0	0	0
SHF	2	0	0	0	0	0	2
PGH	0	0	0	3	0	0	3
LMI	0	0	0	0	0	0	0
RAM	0	0	0	0	0	0	0
JKO	0	0	0	0	0	0	0
RBR	0	0	0	0	0	0	0
<b>Sub-Total</b>	<b>2</b>	<b>0</b>	<b>0</b>	<b>3</b>	<b>0</b>	<b>0</b>	<b>5</b>

PALM BEACH COUNTY - 12099							
	7	11	12	13	15	304	TOTAL
AJC	0	0	0	0	0	0	0
SHF	49	1	0	29	0	0	79
PGH	50	0	0	26	0	0	76
LMI	0	0	0	0	0	0	0
RAM	0	0	0	0	0	0	0
JKO	0	0	0	0	0	0	0
RBR	0	0	0	0	0	0	0
<b>Sub-Total</b>	<b>99</b>	<b>1</b>	<b>0</b>	<b>55</b>	<b>0</b>	<b>0</b>	<b>155</b>

ST. LUCIE - 12111								
	7	11	12	13	15	304	TOTAL	
AJC	0	0	0	0	0	0	0	
SHF	10	0	0	4	0	0	14	
PGH	19	0	0	4	0	0	23	
LMI	0	0	0	0	0	0	0	
RAM	0	0	0	0	0	0	0	
JKO	0	0	0	0	0	0	0	
RBR	0	0	0	0	0	0	0	
<b>Sub-Total</b>	<b>29</b>	<b>0</b>	<b>0</b>	<b>8</b>	<b>0</b>	<b>0</b>	<b>37</b>	
							<b>Division</b>	<b>236</b>
							<b>37 Total</b>	<b>236</b>

GRAND TOTAL							
	7	11	12	13	15	304	TOTAL
	625	19	0	295	0	0	939

**MARCH 2007**  
**CASE FILING SUMMARY BY NATURE OF DEBTOR/DIVISION**

CHAPTER	BUSINESS				CONSUMER				TOTAL
	DADE	BROWARD	PALM BCH	DIV. TOTAL	DADE	BROWARD	PALM BCH	DIV. TOTAL	
7	18	8	13	39	271	171	144	586	625
11	9	5	0	14	3	1	1	5	19
12	0	0	0	0	0	0	0	0	0
13	0	2	1	3	104	111	77	292	295
15	0	0	0	0	0	0	0	0	0
304	0	0	0	0	0	0	0	0	0
<b>TOTAL</b>	<b>27</b>	<b>15</b>	<b>14</b>	<b>56</b>	<b>378</b>	<b>283</b>	<b>222</b>	<b>883</b>	<b>939</b>

**DIVISIONAL BUSINESS CASE FILING SUMMARY**

CHAPTER	DADE DIVISION							TOTAL
	AJC	SHF	PGH	LMI	RAM	JKO	RBR	
7	6	0	0	6	6	0	0	18
11	3	0	0	4	2	0	0	9
12	0	0	0	0	0	0	0	0
13	0	0	0	0	0	0	0	0
15	0	0	0	0	0	0	0	0
304	0	0	0	0	0	0	0	0
<b>Sub-Total</b>	<b>9</b>	<b>0</b>	<b>0</b>	<b>10</b>	<b>8</b>	<b>0</b>	<b>0</b>	<b>27</b>

CHAPTER	BROWARD DIVISION							TOTAL
	AJC	SHF	PGH	LMI	RAM	JKO	RBR	
7	0	0	0	0	0	3	5	8
11	0	0	0	0	0	3	2	5
12	0	0	0	0	0	0	0	0
13	0	0	0	0	0	1	1	2
15	0	0	0	0	0	0	0	0
304	0	0	0	0	0	0	0	0
<b>Sub-Total</b>	<b>0</b>	<b>0</b>	<b>0</b>	<b>0</b>	<b>0</b>	<b>7</b>	<b>8</b>	<b>15</b>

CHAPTER	PALM BEACH DIVISION							TOTAL
	AJC	SHF	PGH	LMI	RAM	JKO	RBR	
7	0	5	8	0	0	0	0	13
11	0	0	0	0	0	0	0	0
12	0	0	0	0	0	0	0	0
13	0	1	0	0	0	0	0	1
15	0	0	0	0	0	0	0	0
304	0	0	0	0	0	0	0	0
<b>Sub-Total</b>	<b>0</b>	<b>6</b>	<b>8</b>	<b>0</b>	<b>0</b>	<b>0</b>	<b>0</b>	<b>14</b>
<b>GRAND TOTAL</b>	<b>9</b>	<b>6</b>	<b>8</b>	<b>10</b>	<b>8</b>	<b>7</b>	<b>8</b>	<b>56</b>

**DIVISIONAL CONSUMER CASE FILING SUMMARY**

CHAPTER	DADE DIVISION							TOTAL
	AJC	SHF	PGH	LMI	RAM	JKO	RBR	
7	90	0	0	90	91	0	0	271
11	1	0	0	1	1	0	0	3
12	0	0	0	0	0	0	0	0
13	33	0	0	37	34	0	0	104
15	0	0	0	0	0	0	0	0
304	0	0	0	0	0	0	0	0
<b>Sub-Total</b>	<b>124</b>	<b>0</b>	<b>0</b>	<b>128</b>	<b>126</b>	<b>0</b>	<b>0</b>	<b>378</b>

CHAPTER	BROWARD DIVISION							TOTAL
	AJC	SHF	PGH	LMI	RAM	JKO	RBR	
7	0	0	0	0	0	86	85	171
11	0	0	0	0	0	1	0	1
12	0	0	0	0	0	0	0	0
13	0	0	0	0	0	56	55	111
15	0	0	0	0	0	0	0	0
304	0	0	0	0	0	0	0	0
<b>Sub-Total</b>	<b>0</b>	<b>0</b>	<b>0</b>	<b>0</b>	<b>0</b>	<b>143</b>	<b>140</b>	<b>283</b>

CHAPTER	PALM BEACH DIVISION							TOTAL
	AJC	SHF	PGH	LMI	RAM	JKO	RBR	
7	0	74	70	0	0	0	0	144
11	0	1	0	0	0	0	0	1
12	0	0	0	0	0	0	0	0
13	0	37	40	0	0	0	0	77
15	0	0	0	0	0	0	0	0
304	0	0	0	0	0	0	0	0
<b>Sub-Total</b>	<b>0</b>	<b>112</b>	<b>110</b>	<b>0</b>	<b>0</b>	<b>0</b>	<b>0</b>	<b>222</b>
<b>GRAND TOTAL</b>	<b>124</b>	<b>112</b>	<b>110</b>	<b>128</b>	<b>126</b>	<b>143</b>	<b>140</b>	<b>883</b>

CASE FILING SUMMARY BY COUNTY / CONSUMER - BUSINESS  
CONSUMERS

DADE COUNTY - 12025							
	7	11	12	13	15	304	TOTAL
AJC	88	1	0	33	0	0	122
SHF	0	0	0	0	0	0	0
PGH	0	0	0	0	0	0	0
LMI	88	0	0	36	0	0	124
RAM	90	1	0	34	0	0	125
JKO	0	0	0	0	0	0	0
RBR	0	0	0	0	0	0	0
<b>Sub-Total</b>	<b>266</b>	<b>2</b>	<b>0</b>	<b>103</b>	<b>0</b>	<b>0</b>	<b>371</b>

MONROE COUNTY - 12087								
	7	11	12	13	15	304	TOTAL	
AJC	2	0	0	0	0	0	2	
SHF	0	0	0	0	0	0	0	
PGH	0	0	0	0	0	0	0	
LMI	2	1	0	1	0	0	4	
RAM	1	0	0	0	0	0	1	
JKO	0	0	0	0	0	0	0	
RBR	0	0	0	0	0	0	0	
<b>Sub-Total</b>	<b>5</b>	<b>1</b>	<b>0</b>	<b>1</b>	<b>0</b>	<b>0</b>	<b>7</b>	
							<b>Division Total</b>	<b>378</b>

BROWARD COUNTY - 12011								
	7	11	12	13	15	304	TOTAL	
AJC	0	0	0	0	0	0	0	
SHF	0	0	0	0	0	0	0	
PGH	0	0	0	0	0	0	0	
LMI	0	0	0	0	0	0	0	
RAM	0	0	0	0	0	0	0	
JKO	86	1	0	56	0	0	143	
RBR	85	0	0	55	0	0	140	
<b>Sub-Total</b>	<b>171</b>	<b>1</b>	<b>0</b>	<b>111</b>	<b>0</b>	<b>0</b>	<b>283</b>	
							<b>Division Total</b>	<b>283</b>

HIGHLANDS COUNTY - 12055							
	7	11	12	13	15	304	TOTAL
AJC	0	0	0	0	0	0	0
SHF	3	0	0	1	0	0	4
PGH	3	0	0	2	0	0	5
LMI	0	0	0	0	0	0	0
RAM	0	0	0	0	0	0	0
JKO	0	0	0	0	0	0	0
RBR	0	0	0	0	0	0	0
<b>Sub-Total</b>	<b>6</b>	<b>0</b>	<b>0</b>	<b>3</b>	<b>0</b>	<b>0</b>	<b>9</b>

INDIAN RIVER COUNTY - 12061							
	7	11	12	13	15	304	TOTAL
AJC	0	0	0	0	0	0	0
SHF	5	0	0	2	0	0	7
PGH	3	0	0	3	0	0	6
LMI	0	0	0	0	0	0	0
RAM	0	0	0	0	0	0	0
JKO	0	0	0	0	0	0	0
RBR	0	0	0	0	0	0	0
<b>Sub-Total</b>	<b>8</b>	<b>0</b>	<b>0</b>	<b>5</b>	<b>0</b>	<b>0</b>	<b>13</b>

MARTIN COUNTY - 12085							
	7	11	12	13	15	304	TOTAL
AJC	0	0	0	0	0	0	0
SHF	8	0	0	1	0	0	9
PGH	2	0	0	2	0	0	4
LMI	0	0	0	0	0	0	0
RAM	0	0	0	0	0	0	0
JKO	0	0	0	0	0	0	0
RBR	0	0	0	0	0	0	0
<b>Sub-Total</b>	<b>10</b>	<b>0</b>	<b>0</b>	<b>3</b>	<b>0</b>	<b>0</b>	<b>13</b>

OKEECHOBEE COUNTY - 12093							
	7	11	12	13	15	304	TOTAL
AJC	0	0	0	0	0	0	0
SHF	2	0	0	0	0	0	2
PGH	0	0	0	3	0	0	3
LMI	0	0	0	0	0	0	0
RAM	0	0	0	0	0	0	0
JKO	0	0	0	0	0	0	0
RBR	0	0	0	0	0	0	0
<b>Sub-Total</b>	<b>2</b>	<b>0</b>	<b>0</b>	<b>3</b>	<b>0</b>	<b>0</b>	<b>5</b>

PALM BEACH COUNTY - 12099							
	7	11	12	13	15	304	TOTAL
AJC	0	0	0	0	0	0	0
SHF	46	1	0	29	0	0	76
PGH	45	0	0	26	0	0	71
LMI	0	0	0	0	0	0	0
RAM	0	0	0	0	0	0	0
JKO	0	0	0	0	0	0	0
RBR	0	0	0	0	0	0	0
<b>Sub-Total</b>	<b>91</b>	<b>1</b>	<b>0</b>	<b>55</b>	<b>0</b>	<b>0</b>	<b>147</b>

ST. LUCIE - 12111								
	7	11	12	13	15	304	TOTAL	
AJC	0	0	0	0	0	0	0	
SHF	10	0	0	4	0	0	14	
PGH	17	0	0	4	0	0	21	
LMI	0	0	0	0	0	0	0	
RAM	0	0	0	0	0	0	0	
JKO	0	0	0	0	0	0	0	
RBR	0	0	0	0	0	0	0	
<b>Sub-Total</b>	<b>27</b>	<b>0</b>	<b>0</b>	<b>8</b>	<b>0</b>	<b>0</b>	<b>35</b>	
							<b>Division Total</b>	<b>222</b>

GRAND TOTAL							
	7	11	12	13	15	304	TOTAL
	586	5	0	292	0	0	883

CASE FILING SUMMARY BY COUNTY / CONSUMER - BUSINESS  
BUSINESS

DADE COUNTY - 12025							
	7	11	12	13	15	304	TOTAL
AJC	6	2	0	0	0	0	8
SHF	0	0	0	0	0	0	0
PGH	0	0	0	0	0	0	0
LMI	6	4	0	0	0	0	10
RAM	6	2	0	0	0	0	8
JKO	0	0	0	0	0	0	0
RBR	0	0	0	0	0	0	0
<b>Sub-Total</b>	<b>18</b>	<b>8</b>	<b>0</b>	<b>0</b>	<b>0</b>	<b>0</b>	<b>26</b>

MONROE COUNTY - 12087								
	7	11	12	13	15	304	TOTAL	
AJC	0	1	0	0	0	0	1	
SHF	0	0	0	0	0	0	0	
PGH	0	0	0	0	0	0	0	
LMI	0	0	0	0	0	0	0	
RAM	0	0	0	0	0	0	0	
JKO	0	0	0	0	0	0	0	
RBR	0	0	0	0	0	0	0	
<b>Sub-Total</b>	<b>0</b>	<b>1</b>	<b>0</b>	<b>0</b>	<b>0</b>	<b>0</b>	<b>1</b>	
							<b>Division</b>	<b>27</b>

BROWARD COUNTY - 12011								
	7	11	12	13	15	304	TOTAL	
AJC	0	0	0	0	0	0	0	
SHF	0	0	0	0	0	0	0	
PGH	0	0	0	0	0	0	0	
LMI	0	0	0	0	0	0	0	
RAM	0	0	0	0	0	0	0	
JKO	3	3	0	1	0	0	7	
RBR	5	2	0	1	0	0	8	
<b>Sub-Total</b>	<b>8</b>	<b>5</b>	<b>0</b>	<b>2</b>	<b>0</b>	<b>0</b>	<b>15</b>	
							<b>Division</b>	<b>15</b>

HIGHLANDS COUNTY - 12055							
	7	11	12	13	15	304	TOTAL
AJC	0	0	0	0	0	0	0
SHF	0	0	0	0	0	0	0
PGH	0	0	0	0	0	0	0
LMI	0	0	0	0	0	0	0
RAM	0	0	0	0	0	0	0
JKO	0	0	0	0	0	0	0
RBR	0	0	0	0	0	0	0
<b>Sub-Total</b>	<b>0</b>	<b>0</b>	<b>0</b>	<b>0</b>	<b>0</b>	<b>0</b>	<b>0</b>

INDIAN RIVER COUNTY - 12061							
	7	11	12	13	15	304	TOTAL
AJC	0	0	0	0	0	0	0
SHF	0	0	0	1	0	0	1
PGH	0	0	0	0	0	0	0
LMI	0	0	0	0	0	0	0
RAM	0	0	0	0	0	0	0
JKO	0	0	0	0	0	0	0
RBR	0	0	0	0	0	0	0
<b>Sub-Total</b>	<b>0</b>	<b>0</b>	<b>0</b>	<b>1</b>	<b>0</b>	<b>0</b>	<b>1</b>

MARTIN COUNTY - 12085							
	7	11	12	13	15	304	TOTAL
AJC	0	0	0	0	0	0	0
SHF	2	0	0	0	0	0	2
PGH	1	0	0	0	0	0	1
LMI	0	0	0	0	0	0	0
RAM	0	0	0	0	0	0	0
JKO	0	0	0	0	0	0	0
RBR	0	0	0	0	0	0	0
<b>Sub-Total</b>	<b>3</b>	<b>0</b>	<b>0</b>	<b>0</b>	<b>0</b>	<b>0</b>	<b>3</b>

OKEECHOBEE COUNTY - 12093							
	7	11	12	13	15	304	TOTAL
AJC	0	0	0	0	0	0	0
SHF	0	0	0	0	0	0	0
PGH	0	0	0	0	0	0	0
LMI	0	0	0	0	0	0	0
RAM	0	0	0	0	0	0	0
JKO	0	0	0	0	0	0	0
RBR	0	0	0	0	0	0	0
<b>Sub-Total</b>	<b>0</b>	<b>0</b>	<b>0</b>	<b>0</b>	<b>0</b>	<b>0</b>	<b>0</b>

PALM BEACH COUNTY - 12099							
	7	11	12	13	15	304	TOTAL
AJC	0	0	0	0	0	0	0
SHF	3	0	0	0	0	0	3
PGH	5	0	0	0	0	0	5
LMI	0	0	0	0	0	0	0
RAM	0	0	0	0	0	0	0
JKO	0	0	0	0	0	0	0
RBR	0	0	0	0	0	0	0
<b>Sub-Total</b>	<b>8</b>	<b>0</b>	<b>0</b>	<b>0</b>	<b>0</b>	<b>0</b>	<b>8</b>

ST. LUCIE - 12111								
	7	11	12	13	15	304	TOTAL	
AJC	0	0	0	0	0	0	0	
SHF	0	0	0	0	0	0	0	
PGH	2	0	0	0	0	0	2	
LMI	0	0	0	0	0	0	0	
RAM	0	0	0	0	0	0	0	
JKO	0	0	0	0	0	0	0	
RBR	0	0	0	0	0	0	0	
<b>Sub-Total</b>	<b>2</b>	<b>0</b>	<b>0</b>	<b>0</b>	<b>0</b>	<b>0</b>	<b>2</b>	
							<b>Division</b>	<b>14</b>

GRAND TOTAL							
	7	11	12	13	15	304	TOTAL
	39	14	0	3	0	0	56

2006 COMPARISON OF BANKRUPTCY FILINGS

AJC	CH 7	CH 11	CH 12	CH 13	CH 15	SEC 304	TOTAL
JAN	74	1	0	10	0	0	85
FEB	73	2	0	26	0	0	101
MAR	96	4	0	33	0	0	133
APR	0	0	0	0	0	0	0
MAY	0	0	0	0	0	0	0
JUN	0	0	0	0	0	0	0
JUL	0	0	0	0	0	0	0
AUG	0	0	0	0	0	0	0
SEP	0	0	0	0	0	0	0
OCT	0	0	0	0	0	0	0
NOV	0	0	0	0	0	0	0
DEC	0	0	0	0	0	0	0
<b>TOTALS</b>	<b>243</b>	<b>7</b>	<b>0</b>	<b>69</b>	<b>0</b>	<b>0</b>	<b>319</b>

SHF	CH 7	CH 11	CH 12	CH 13	CH 15	SEC 304	TOTAL
JAN	46	1	0	0	0	0	47
FEB	54	4	0	1	0	0	59
MAR	79	1	0	38	0	0	118
APR	0	0	0	0	0	0	0
MAY	0	0	0	0	0	0	0
JUN	0	0	0	0	0	0	0
JUL	0	0	0	0	0	0	0
AUG	0	0	0	0	0	0	0
SEP	0	0	0	0	0	0	0
OCT	0	0	0	0	0	0	0
NOV	0	0	0	0	0	0	0
DEC	0	0	0	0	0	0	0
<b>TOTALS</b>	<b>179</b>	<b>6</b>	<b>0</b>	<b>39</b>	<b>0</b>	<b>0</b>	<b>224</b>

PGH	CH 7	CH 11	CH 12	CH 13	CH 15	SEC 304	TOTAL
JAN	41	0	0	63	0	0	104
FEB	52	1	0	74	0	0	127
MAR	78	0	0	40	0	0	118
APR	0	0	0	0	0	0	0
MAY	0	0	0	0	0	0	0
JUN	0	0	0	0	0	0	0
JUL	0	0	0	0	0	0	0
AUG	0	0	0	0	0	0	0
SEP	0	0	0	0	0	0	0
OCT	0	0	0	0	0	0	0
NOV	0	0	0	0	0	0	0
DEC	0	0	0	0	0	0	0
<b>TOTALS</b>	<b>171</b>	<b>1</b>	<b>0</b>	<b>177</b>	<b>0</b>	<b>0</b>	<b>349</b>

LMI	CH 7	CH 11	CH 12	CH 13	CH 15	SEC 304	TOTAL
JAN	76	0	0	55	0	0	131
FEB	73	3	0	27	0	0	103
MAR	96	5	0	37	0	0	138
APR	0	0	0	0	0	0	0
MAY	0	0	0	0	0	0	0
JUN	0	0	0	0	0	0	0
JUL	0	0	0	0	0	0	0
AUG	0	0	0	0	0	0	0
SEP	0	0	0	0	0	0	0
OCT	0	0	0	0	0	0	0
NOV	0	0	0	0	0	0	0
DEC	0	0	0	0	0	0	0
<b>TOTALS</b>	<b>245</b>	<b>8</b>	<b>0</b>	<b>119</b>	<b>0</b>	<b>0</b>	<b>372</b>

RAM	CH 7	CH 11	CH 12	CH 13	CH 15	SEC 304	TOTAL
JAN	73	3	0	10	0	0	86
FEB	74	0	0	24	0	0	98
MAR	97	3	0	34	0	0	134
APR	0	0	0	0	0	0	0
MAY	0	0	0	0	0	0	0
JUN	0	0	0	0	0	0	0
JUL	0	0	0	0	0	0	0
AUG	0	0	0	0	0	0	0
SEP	0	0	0	0	0	0	0
OCT	0	0	0	0	0	0	0
NOV	0	0	0	0	0	0	0
DEC	0	0	0	0	0	0	0
<b>TOTALS</b>	<b>244</b>	<b>6</b>	<b>0</b>	<b>68</b>	<b>0</b>	<b>0</b>	<b>318</b>

JKO	CH 7	CH 11	CH 12	CH 13	CH 15	SEC 304	TOTAL
JAN	57	2	0	51	0	0	110
FEB	61	2	0	42	0	0	105
MAR	89	4	0	57	0	0	150
APR	0	0	0	0	0	0	0
MAY	0	0	0	0	0	0	0
JUN	0	0	0	0	0	0	0
JUL	0	0	0	0	0	0	0
AUG	0	0	0	0	0	0	0
SEP	0	0	0	0	0	0	0
OCT	0	0	0	0	0	0	0
NOV	0	0	0	0	0	0	0
DEC	0	0	0	0	0	0	0
<b>TOTALS</b>	<b>207</b>	<b>8</b>	<b>0</b>	<b>150</b>	<b>0</b>	<b>0</b>	<b>365</b>

RBR	CH 7	CH 11	CH 12	CH 13	CH 15	SEC 304	TOTAL
JAN	61	3	0	45	0	0	109
FEB	63	3	0	41	0	0	107
MAR	90	2	0	56	0	0	148
APR	0	0	0	0	0	0	0
MAY	0	0	0	0	0	0	0
JUN	0	0	0	0	0	0	0
JUL	0	0	0	0	0	0	0
AUG	0	0	0	0	0	0	0
SEP	0	0	0	0	0	0	0
OCT	0	0	0	0	0	0	0
NOV	0	0	0	0	0	0	0
DEC	0	0	0	0	0	0	0
<b>TOTALS</b>	<b>214</b>	<b>8</b>	<b>0</b>	<b>142</b>	<b>0</b>	<b>0</b>	<b>364</b>

**2006 YEAR-TO-DATE COMPARISON OF BANKRUPTCY CASE FILINGS  
BY JUDGE**

	AJC	SHF	PGH	LMI	RAM	JKO	RBR	TOTAL
JAN	85	47	104	131	86	110	109	672
FEB	101	59	127	103	98	105	107	700
MAR	133	118	118	138	134	150	148	939
APR	0	0	0	0	0	0	0	0
MAY	0	0	0	0	0	0	0	0
JUN	0	0	0	0	0	0	0	0
JUL	0	0	0	0	0	0	0	0
AUG	0	0	0	0	0	0	0	0
SEP	0	0	0	0	0	0	0	0
OCT	0	0	0	0	0	0	0	0
NOV	0	0	0	0	0	0	0	0
DEC	0	0	0	0	0	0	0	0
<b>TOTALS</b>	<b>319</b>	<b>224</b>	<b>349</b>	<b>372</b>	<b>318</b>	<b>365</b>	<b>364</b>	<b>2311</b>
<b>% of Total</b>	<b>13.80</b>	<b>9.69</b>	<b>15.10</b>	<b>16.10</b>	<b>13.76</b>	<b>15.79</b>	<b>15.75</b>	

**2006 YEAR-TO-DATE COMPARISON OF BANKRUPTCY CASE FILINGS  
BY JUDGE/CHAPTER**

	CH 7	CH 11	CH 12	CH 13	CH 15	SEC 304	TOTAL
AJC	243	7	0	69	0	0	319
SHF	179	6	0	39	0	0	224
PGH	171	1	0	177	0	0	349
LMI	245	8	0	119	0	0	372
RAM	244	6	0	68	0	0	318
JKO	207	8	0	150	0	0	365
RBR	214	8	0	142	0	0	364
<b>TOTALS</b>	<b>1503</b>	<b>44</b>	<b>0</b>	<b>764</b>	<b>0</b>	<b>0</b>	<b>2311</b>

### CALENDAR YEAR-TO-DATE COMPARISON

	ENDING MAR 07	ENDING MAR 06	PERCENT CHANGE
Bankruptcy Case Filings	2311	1183	95.35
Bankruptcy Case Closings	3376	14185	-76.20
Adversary Filings	174	345	-49.57
Adversary Closings	298	478	-37.66

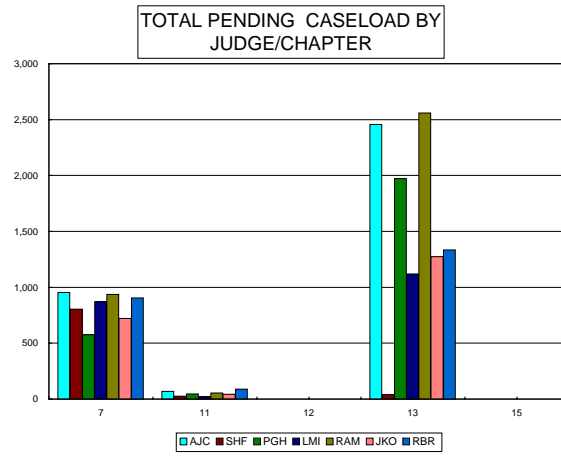
### 12-MONTH/THREE YEAR COMPARISON

	ENDING MAR 07	ENDING MAR 06	ENDING MAR 05	% CHANGE 2007 / 2006	% CHANGE 2007 / 2005
Bankruptcy Case Filings	8164	31482	25486	-74.07	-67.97
Bankruptcy Case Closings	15134	35741	29582	-57.66	-48.84
Adversary Filings	986	1441	1241	-31.58	-20.55
Adversary Closings	1278	1345	1576	-4.98	-18.91

### MONTHLY COMPARISON

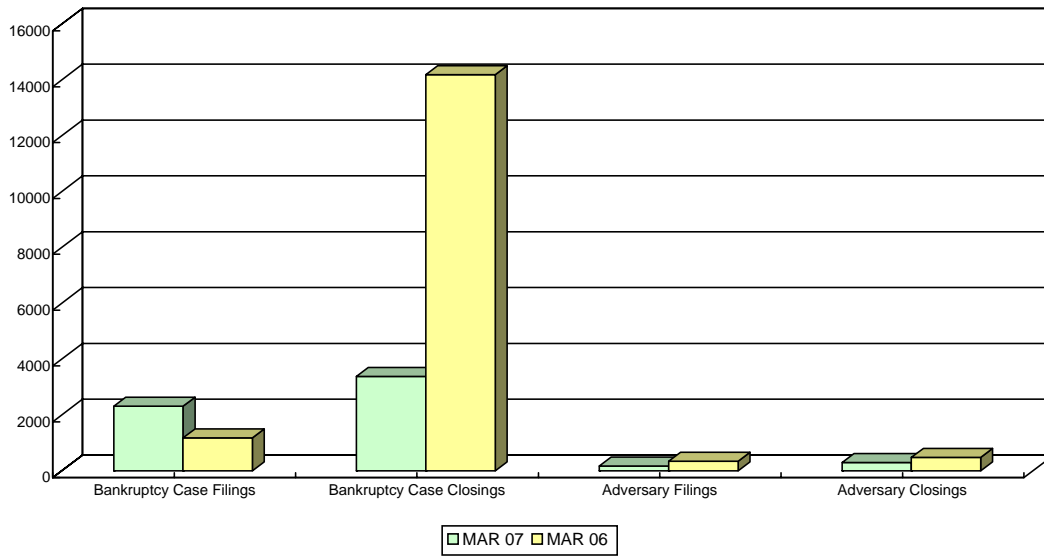
	MAR 07	MAR 06	PERCENT CHANGE
Bankruptcy Case Filings	939	513	83.04
Bankruptcy Case Closings	1242	4395	-71.74
Adversary Filings	59	102	-42.16
Adversary Closings	76	152	-50.00

*Filings and Closings for Dade Division includes Monroe County  
 Filings and Closings for Palm Beach Division includes Indian River, Highlands, Martin,  
 St. Lucie & Okeechobee Counties*





CALENDAR YEAR-TO-DATE COMPARISON



12-MONTH/THREE YEAR COMPARISON

