


# UNITED STATES BANKRUPTCY COURT

## *SOUTHERN DISTRICT OF FLORIDA*

*51 S.W. 1st Avenue  
Room 1401  
Miami, FL 33130*

*Karen Eddy  
Clerk of Court*



**MONTHLY STATISTICAL REPORT**  
**FEBRUARY 2006**

# ***MONTHLY STATISTICAL REPORT***

## **TABLE OF CONTENTS**

	<i>page</i>
<i>I. MONTHLY SARD SUMMARY REPORT</i>	2
<i>II. BK CASE FILINGS SUMMARY REPORT</i>	3
<i>III. BK CASE CLOSINGS SUMMARY REPORT</i>	4
<i>IV. AP CASE FILINGS SUMMARY REPORT</i>	3
<i>V. AP CASE CLOSINGS SUMMARY REPORT</i>	4
<i>VI. BK PRO SE CASES FILING SUMMARY REPORT</i>	5
<i>VII. PENDING CASELOAD REPORT BY JUDGE/CHAPTER</i>	6
<i>VIII. DIVISIONAL CASELOAD REPORT</i>	7
<i>IX. BREAKDOWN BY NATURE OF DEBTOR</i>	8
<i>X. SUMMARIES AND GRAPHS</i>	9 - 13

**FEBRUARY 2006  
MONTHLY SARD REPORT SUMMARY**

2

**I. BC101 REPORT OF BANKRUPTCY CASES**

	<b>AJC</b>	<b>SHF</b>	<b>PGH</b>	<b>LMI</b>	<b>RAM</b>	<b>JKO</b>	<b>RBR</b>	<b>TOTAL</b>
Pending Prior Month	7,512	2,645	7,381	0	7,302	0	5,947	30,787
Cases Filed	83	18	39	58	79	44	48	369
Reopened	13	8	2	2	17	5	16	63
Split Cases	1	0	1	0	0	4	0	6
Trans. In	0	0	0	0	0	0	0	0
Reassigned To	0	0	0	3,009	0	2,888	52	5,949
Trans. Out	0	1	0	0	0	0	2	3
Reassigned From	771	0	2,947	0	756	0	1,475	5,949
Cases Closed	1,153	471	791	146	882	106	733	4,282
<b>Cases Pending</b>	<b>5,685</b>	<b>2,199</b>	<b>3,685</b>	<b>2,923</b>	<b>5,760</b>	<b>2,835</b>	<b>3,853</b>	<b>26,940</b>

**II. BC109 REPORT OF ADVERSARY CASES**

	<b>AJC</b>	<b>SHF</b>	<b>PGH</b>	<b>LMI</b>	<b>RAM</b>	<b>JKO</b>	<b>RBR</b>	<b>TOTAL</b>
Pending Prior Month	139	150	197	0	247	0	139	872
Cases Filed	15	13	12	14	16	17	23	110
Trans. In	0	0	0	0	0	0	0	0
Reassigned To	0	0	0	83	0	77	20	180
Cases Reopened	1	0	1	0	0	1	0	3
Cases Closed	20	5	40	9	27	0	28	129
Trans. Out	0	0	0	0	0	0	0	0
Reassigned From	36	0	96	0	43	0	5	180
<b>Cases Pending</b>	<b>99</b>	<b>158</b>	<b>74</b>	<b>88</b>	<b>193</b>	<b>95</b>	<b>149</b>	<b>856</b>

**IV. MONTHLY REPORT OF TRIALS AND OTHER ACTIVITY**

	<b>Contested Proceedings</b>	<b>Miscellaneous Proceedings</b>	<b>Total Hours in Court</b>
<b>AJC</b>	2	35	37
<b>SHF</b>	0	34	34
<b>PGH</b>	4	17	21
<b>LMI</b>	0	4	4
<b>RAM</b>	10	27	37
<b>JKO</b>	0	8	8
<b>RBR</b>	0	25	25
<b>Total</b>	<b>16</b>	<b>150</b>	<b>166</b>

Cases Summary Report Group By Person Office  
Open: 02/01/06 - 02/28/06

Judge	Office	Ch7	Ch9	Ch11	Ch12	Ch13	304	Total	Adv	Mis
AJC	Miami	67	0	0	0	16	0	83	15	0
LMI	Miami	47	0	2	0	9	0	58	14	0
RAM	Miami	65	0	1	0	13	0	79	16	0
JKO	Broward	25	0	1	0	18	0	44	17	0
PGH	Broward	2	0	0	0	1	0	3	0	0
RBR	Broward	27	0	2	0	19	0	48	23	0
PGH	WPB	15	0	3	0	18	0	36	12	0
SHF	WPB	18	0	0	0	0	0	18	13	0
Total		266	0	9	0	94	0	369	110	0

Cases Summary Report Group By Person Office  
Closed: 02/01/06 - 02/28/06

Judge	Office	Ch7	Ch9	Ch11	Ch12	Ch13	304	Total	Adv	Mis
AJC	Miami	952	0	4	0	197	0	1153	19	0
LMI	Miami	117	0	0	0	29	0	146	9	0
PGH	Miami	1	0	0	0	0	0	1	0	0
RAM	Miami	784	0	3	0	95	0	882	27	0
RBR	Miami	4	0	0	0	51	0	55	0	0
JKO	Broward	83	0	0	0	23	0	106	0	0
PGH	Broward	434	0	0	0	67	0	501	39	0
RBR	Broward	628	0	0	0	50	0	678	28	0
PGH	WPB	153	0	0	0	136	0	289	2	0
SHF	WPB	469	0	2	0	0	0	471	5	0
Total		3625	0	9	0	648	0	4282	129	0

Cases Summary Report Group By Person Office  
Pro Se: 2/1/06 - 2/28/06

Judge	Office	Ch7	Ch9	Ch11	Ch12	Ch13	304	Total	Adv	Mis
AJC	Miami	1	0	0	0	3	0	4	0	0
LMI	Miami	0	0	0	0	1	0	1	0	0
RAM	Miami	2	0	0	0	2	0	4	3	0
JKO	Broward	1	0	0	0	4	0	5	0	0
PGH	Broward	1	0	0	0	0	0	1	0	0
RBR	Broward	3	0	0	0	3	0	6	0	0
PGH	WPB	2	0	1	0	1	0	4	0	0
SHF	WPB	3	0	0	0	0	0	3	1	0
Total		13	0	1	0	14	0	28	4	0

**PENDING CASELOAD REPORTS BY JUDGE/CHAPTER**  
**FEBRUARY 2006**

AJC	7	11	12	13	304	ACT	TOTALS
Pending Prior Month	3,261	75	1	4,171	4	0	7,512
Cases Filed	67	0	0	16	0	0	83
Reopened	9	0	0	4	0	0	13
Split Cases	1	0	0	0	0	0	1
Transferred In	0	0	0	0	0	0	0
Reassigned To	0	0	0	0	0	0	0
Converted To	5	0	0	1	0	0	6
Transferred Out	0	0	0	0	0	0	0
Reassigned From	769	0	0	2	0	0	771
Converted From	1	0	0	5	0	0	6
Cases Closed	952	4	0	197	0	0	1,153
<b>Total Pending</b>	<b>1,621</b>	<b>71</b>	<b>1</b>	<b>3,988</b>	<b>4</b>	<b>0</b>	<b>5,685</b>
<b>SHF</b>	<b>7</b>	<b>11</b>	<b>12</b>	<b>13</b>	<b>304</b>	<b>ACT</b>	<b>TOTALS</b>
Pending Prior Month	2,617	28	0	0	0	0	2,645
Cases Filed	18	0	0	0	0	0	18
Reopened	8	0	0	0	0	0	8
Split Cases	0	0	0	0	0	0	0
Transferred In	0	0	0	0	0	0	0
Reassigned To	0	0	0	0	0	0	0
Converted To	0	0	0	1	0	0	1
Transferred Out	1	0	0	0	0	0	1
Reassigned From	0	0	0	0	0	0	0
Converted From	1	0	0	0	0	0	1
Cases Closed	469	2	0	0	0	0	471
<b>Total Pending</b>	<b>2,172</b>	<b>26</b>	<b>0</b>	<b>1</b>	<b>0</b>	<b>0</b>	<b>2,199</b>
<b>PGH</b>	<b>7</b>	<b>11</b>	<b>12</b>	<b>13</b>	<b>304</b>	<b>ACT</b>	<b>TOTALS</b>
Pending Prior Month	2,997	133	0	4,251	0	0	7,381
Cases Filed	17	3	0	19	0	0	39
Reopened	2	0	0	0	0	0	2
Split Cases	0	0	0	1	0	0	1
Transferred In	0	0	0	0	0	0	0
Reassigned To	0	0	0	0	0	0	0
Converted To	5	0	0	4	0	0	9
Transferred Out	0	0	0	0	0	0	0
Reassigned From	1,240	98	0	1,609	0	0	2,947
Converted From	4	0	0	5	0	0	9
Cases Closed	588	0	0	203	0	0	791
<b>Total Pending</b>	<b>1,189</b>	<b>38</b>	<b>0</b>	<b>2,458</b>	<b>0</b>	<b>0</b>	<b>3,685</b>
<b>LMI</b>	<b>7</b>	<b>11</b>	<b>12</b>	<b>13</b>	<b>304</b>	<b>ACT</b>	<b>TOTALS</b>
Pending Prior Month	0	0	0	0	0	0	0
Cases Filed	47	2	0	9	0	0	58
Reopened	1	0	0	1	0	0	2
Split Cases	0	0	0	0	0	0	0
Transferred In	0	0	0	0	0	0	0
Reassigned To	1,523	8	0	1,478	0	0	3,009
Converted To	4	0	0	2	0	0	6
Transferred Out	0	0	0	0	0	0	0
Reassigned From	0	0	0	0	0	0	0
Converted From	2	0	0	4	0	0	6
Cases Closed	117	0	0	29	0	0	146
<b>Total Pending</b>	<b>1,456</b>	<b>10</b>	<b>0</b>	<b>1,457</b>	<b>0</b>	<b>0</b>	<b>2,923</b>
<b>RAM</b>	<b>7</b>	<b>11</b>	<b>12</b>	<b>13</b>	<b>304</b>	<b>ACT</b>	<b>TOTALS</b>
Pending Prior Month	3,003	81	0	4,214	4	0	7,302
Cases Filed	65	1	0	13	0	0	79
Reopened	11	0	0	6	0	0	17
Split Cases	0	0	0	0	0	0	0
Transferred In	0	0	0	0	0	0	0
Reassigned To	0	0	0	0	0	0	0
Converted To	4	0	0	1	0	0	5
Transferred Out	0	0	0	0	0	0	0
Reassigned From	748	7	0	1	0	0	756
Converted From	1	0	0	4	0	0	5
Cases Closed	784	3	0	95	0	0	882
<b>Total Pending</b>	<b>1,550</b>	<b>72</b>	<b>0</b>	<b>4,134</b>	<b>4</b>	<b>0</b>	<b>5,760</b>
<b>JKO</b>	<b>7</b>	<b>11</b>	<b>12</b>	<b>13</b>	<b>304</b>	<b>ACT</b>	<b>TOTALS</b>
Pending Prior Month	0	0	0	0	0	0	0
Cases Filed	25	1	0	18	0	0	44
Reopened	4	0	0	1	0	0	5
Split Cases	2	0	0	2	0	0	4
Transferred In	0	0	0	0	0	0	0
Reassigned To	1,230	49	0	1,609	0	0	2,888
Converted To	3	1	0	0	0	0	4
Transferred Out	0	0	0	0	0	0	0
Reassigned From	0	0	0	0	0	0	0
Converted From	0	0	0	4	0	0	4
Cases Closed	83	0	0	23	0	0	106
<b>Total Pending</b>	<b>1,181</b>	<b>51</b>	<b>0</b>	<b>1,603</b>	<b>0</b>	<b>0</b>	<b>2,835</b>
<b>RBR</b>	<b>7</b>	<b>11</b>	<b>12</b>	<b>13</b>	<b>304</b>	<b>ACT</b>	<b>TOTALS</b>
Pending Prior Month	2,659	53	0	3,234	1	0	5,947
Cases Filed	27	2	0	19	0	0	48
Reopened	16	0	0	0	0	0	16
Split Cases	0	0	0	0	0	0	0
Transferred In	0	0	0	0	0	0	0
Reassigned To	2	48	0	2	0	0	52
Converted To	7	0	0	3	0	0	10
Transferred Out	1	0	0	1	0	0	2
Reassigned From	0	0	0	1,475	0	0	1,475
Converted From	3	0	0	7	0	0	10
Cases Closed	632	0	0	101	0	0	733
<b>Total Pending</b>	<b>2,075</b>	<b>103</b>	<b>0</b>	<b>1,674</b>	<b>1</b>	<b>0</b>	<b>3,853</b>
<b>GRAND TOTAL:</b>	<b>11,244</b>	<b>371</b>	<b>1</b>	<b>15,315</b>	<b>9</b>	<b>0</b>	<b>26,940</b>

**AJC PENDING CASE SUMMARY**

CHAPTER	DADE DIVISION	BROWARD DIVISION	PALM BEACH DIVISION	TOTAL
7	1,621	0	0	1,621
11	69	2	0	71
12	1	0	0	1
13	3,988	0	0	3,988
304	4	0	0	4
<b>TOTALS</b>	<b>5,683</b>	<b>2</b>	<b>0</b>	<b>5,685</b>

**SHF PENDING CASE SUMMARY**

CHAPTER	DADE DIVISION	BROWARD DIVISION	PALM BEACH DIVISION	TOTAL
7	0	0	2,172	2,172
11	0	0	26	26
12	0	0	0	0
13	0	0	1	1
304	0	0	0	0
<b>TOTALS</b>	<b>0</b>	<b>0</b>	<b>2,199</b>	<b>2,199</b>

**LMI PENDING CASE SUMMARY**

CHAPTER	DADE DIVISION	BROWARD DIVISION	PALM BEACH DIVISION	TOTAL
7	1,456	0	0	1,456
11	10	0	0	10
12	0	0	0	0
13	1,457	0	0	1,457
304	0	0	0	0
<b>TOTALS</b>	<b>2,923</b>	<b>0</b>	<b>0</b>	<b>2,923</b>

**PGH PENDING CASE SUMMARY**

CHAPTER	DADE DIVISION	BROWARD DIVISION	PALM BEACH DIVISION	TOTAL
7	1	3	1,185	1,189
11	0	2	36	38
12	0	0	0	0
13	0	1	2,457	2,458
304	0	0	0	0
<b>TOTALS</b>	<b>1</b>	<b>6</b>	<b>3,678</b>	<b>3,685</b>

**RAM PENDING CASE SUMMARY**

CHAPTER	DADE DIVISION	BROWARD DIVISION	PALM BEACH DIVISION	TOTAL
7	1,548	0	2	1,550
11	71	0	1	72
12	0	0	0	0
13	4,134	0	0	4,134
304	4	0	0	4
<b>TOTALS</b>	<b>5,757</b>	<b>0</b>	<b>3</b>	<b>5,760</b>

**JKO PENDING CASE SUMMARY**

CHAPTER	DADE DIVISION	BROWARD DIVISION	PALM BEACH DIVISION	TOTAL
7	0	1,181	0	1,181
11	0	51	0	51
12	0	0	0	0
13	0	1,603	0	1,603
304	0	0	0	0
<b>TOTALS</b>	<b>0</b>	<b>2,835</b>	<b>0</b>	<b>2,835</b>

**RBR PENDING CASE SUMMARY**

CHAPTER	DADE DIVISION	BROWARD DIVISION	PALM BEACH DIVISION	TOTAL
7	32	2,043	0	2,075
11	0	103	0	103
12	0	0	0	0
13	0	1,674	0	1,674
304	0	1	0	1
<b>TOTALS</b>	<b>32</b>	<b>3,821</b>	<b>0</b>	<b>3,853</b>

<b>DISTRICT TOTALS</b>	<b>14,396</b>	<b>6,664</b>	<b>5,880</b>	<b>26,940</b>
------------------------	---------------	--------------	--------------	---------------



## FEBRUARY 2006

## CASE FILING SUMMARY BY NATURE OF DEBTOR/DIVISION

CHAPTER	BUSINESS				CONSUMER				TOTAL
	DADE	BROWARD	PALM BCH	DIV. TOTAL	DADE	BROWARD	PALM BCH	DIV. TOTAL	
7	4	2	2	8	176	54	31	261	269
11	3	3	1	7	0	0	2	2	9
12	0	0	0	0	0	0	0	0	0
13	0	0	0	0	38	40	19	97	97
304	0	0	0	0	0	0	0	0	0
<b>TOTAL</b>	<b>7</b>	<b>5</b>	<b>3</b>	<b>15</b>	<b>214</b>	<b>94</b>	<b>52</b>	<b>360</b>	<b>375</b>

## DIVISIONAL BUSINESS CASE FILING SUMMARY

## DADE DIVISION

CHAPTER	AJC	SHF	PGH	LMI	RAM	JKO	RBR	TOTAL
7	0	0	0	1	3	0	0	4
11	0	0	0	2	1	0	0	3
12	0	0	0	0	0	0	0	0
13	0	0	0	0	0	0	0	0
304	0	0	0	0	0	0	0	0
<b>Sub-Total</b>	<b>0</b>	<b>0</b>	<b>0</b>	<b>3</b>	<b>4</b>	<b>0</b>	<b>0</b>	<b>7</b>

## BROWARD DIVISION

CHAPTER	AJC	SHF	PGH	LMI	RAM	JKO	RBR	TOTAL
7	0	0	0	0	0	0	2	2
11	0	0	0	0	0	1	2	3
12	0	0	0	0	0	0	0	0
13	0	0	0	0	0	0	0	0
304	0	0	0	0	0	0	0	0
<b>Sub-Total</b>	<b>0</b>	<b>0</b>	<b>0</b>	<b>0</b>	<b>0</b>	<b>1</b>	<b>4</b>	<b>5</b>

## PALM BEACH DIVISION

CHAPTER	AJC	SHF	PGH	LMI	RAM	JKO	RBR	TOTAL
7	0	1	1	0	0	0	0	2
11	0	0	1	0	0	0	0	1
12	0	0	0	0	0	0	0	0
13	0	0	0	0	0	0	0	0
304	0	0	0	0	0	0	0	0
<b>Sub-Total</b>	<b>0</b>	<b>1</b>	<b>2</b>	<b>0</b>	<b>0</b>	<b>0</b>	<b>0</b>	<b>3</b>
<b>GRAND TOTAL</b>	<b>0</b>	<b>1</b>	<b>2</b>	<b>3</b>	<b>4</b>	<b>1</b>	<b>4</b>	<b>15</b>

## DIVISIONAL CONSUMER CASE FILING SUMMARY

## DADE DIVISION

CHAPTER	AJC	SHF	PGH	LMI	RAM	JKO	RBR	TOTAL
7	68	0	0	46	62	0	0	176
11	0	0	0	0	0	0	0	0
12	0	0	0	0	0	0	0	0
13	16	0	0	9	13	0	0	38
304	0	0	0	0	0	0	0	0
<b>Sub-Total</b>	<b>84</b>	<b>0</b>	<b>0</b>	<b>55</b>	<b>75</b>	<b>0</b>	<b>0</b>	<b>214</b>

## BROWARD DIVISION

CHAPTER	AJC	SHF	PGH	LMI	RAM	JKO	RBR	TOTAL
7	0	0	2	0	0	27	25	54
11	0	0	0	0	0	0	0	0
12	0	0	0	0	0	0	0	0
13	0	0	1	0	0	20	19	40
304	0	0	0	0	0	0	0	0
<b>Sub-Total</b>	<b>0</b>	<b>0</b>	<b>3</b>	<b>0</b>	<b>0</b>	<b>47</b>	<b>44</b>	<b>94</b>

## PALM BEACH DIVISION

CHAPTER	AJC	SHF	PGH	LMI	RAM	JKO	RBR	TOTAL
7	0	17	14	0	0	0	0	31
11	0	0	2	0	0	0	0	2
12	0	0	0	0	0	0	0	0
13	0	0	19	0	0	0	0	19
304	0	0	0	0	0	0	0	0
<b>Sub-Total</b>	<b>0</b>	<b>17</b>	<b>35</b>	<b>0</b>	<b>0</b>	<b>0</b>	<b>0</b>	<b>52</b>
<b>GRAND TOTAL</b>	<b>84</b>	<b>17</b>	<b>38</b>	<b>55</b>	<b>75</b>	<b>47</b>	<b>44</b>	<b>360</b>

2005 COMPARISON OF BANKRUPTCY FILINGS

AJC	CH 7	CH 11	CH 12	CH 13	SEC 304	TOTAL
JAN	53	0	0	24	0	77
FEB	68	0	0	16	0	84
MAR	0	0	0	0	0	0
APR	0	0	0	0	0	0
MAY	0	0	0	0	0	0
JUN	0	0	0	0	0	0
JUL	0	0	0	0	0	0
AUG	0	0	0	0	0	0
SEP	0	0	0	0	0	0
OCT	0	0	0	0	0	0
NOV	0	0	0	0	0	0
DEC	0	0	0	0	0	0
<b>TOTALS</b>	<b>121</b>	<b>0</b>	<b>0</b>	<b>40</b>	<b>0</b>	<b>161</b>

SHF	CH 7	CH 11	CH 12	CH 13	SEC 304	TOTAL
JAN	16	0	0	0	0	16
FEB	18	0	0	0	0	18
MAR	0	0	0	0	0	0
APR	0	0	0	0	0	0
MAY	0	0	0	0	0	0
JUN	0	0	0	0	0	0
JUL	0	0	0	0	0	0
AUG	0	0	0	0	0	0
SEP	0	0	0	0	0	0
OCT	0	0	0	0	0	0
NOV	0	0	0	0	0	0
DEC	0	0	0	0	0	0
<b>TOTALS</b>	<b>34</b>	<b>0</b>	<b>0</b>	<b>0</b>	<b>0</b>	<b>34</b>

PGH	CH 7	CH 11	CH 12	CH 13	SEC 304	TOTAL
JAN	37	1	0	46	0	84
FEB	17	3	0	20	0	40
MAR	0	0	0	0	0	0
APR	0	0	0	0	0	0
MAY	0	0	0	0	0	0
JUN	0	0	0	0	0	0
JUL	0	0	0	0	0	0
AUG	0	0	0	0	0	0
SEP	0	0	0	0	0	0
OCT	0	0	0	0	0	0
NOV	0	0	0	0	0	0
DEC	0	0	0	0	0	0
<b>TOTALS</b>	<b>54</b>	<b>4</b>	<b>0</b>	<b>66</b>	<b>0</b>	<b>124</b>

LMI	CH 7	CH 11	CH 12	CH 13	SEC 304	TOTAL
JAN	0	0	0	0	0	0
FEB	47	2	0	9	0	58
MAR	0	0	0	0	0	0
APR	0	0	0	0	0	0
MAY	0	0	0	0	0	0
JUN	0	0	0	0	0	0
JUL	0	0	0	0	0	0
AUG	0	0	0	0	0	0
SEP	0	0	0	0	0	0
OCT	0	0	0	0	0	0
NOV	0	0	0	0	0	0
DEC	0	0	0	0	0	0
<b>TOTALS</b>	<b>47</b>	<b>2</b>	<b>0</b>	<b>9</b>	<b>0</b>	<b>58</b>

RAM	CH 7	CH 11	CH 12	CH 13	SEC 304	TOTAL
JAN	51	0	0	28	0	79
FEB	65	1	0	13	0	79
MAR	0	0	0	0	0	0
APR	0	0	0	0	0	0
MAY	0	0	0	0	0	0
JUN	0	0	0	0	0	0
JUL	0	0	0	0	0	0
AUG	0	0	0	0	0	0
SEP	0	0	0	0	0	0
OCT	0	0	0	0	0	0
NOV	0	0	0	0	0	0
DEC	0	0	0	0	0	0
<b>TOTALS</b>	<b>116</b>	<b>1</b>	<b>0</b>	<b>41</b>	<b>0</b>	<b>158</b>

JKO	CH 7	CH 11	CH 12	CH 13	SEC 304	TOTAL
JAN	0	0	0	0	0	0
FEB	27	1	0	20	0	48
MAR	0	0	0	0	0	0
APR	0	0	0	0	0	0
MAY	0	0	0	0	0	0
JUN	0	0	0	0	0	0
JUL	0	0	0	0	0	0
AUG	0	0	0	0	0	0
SEP	0	0	0	0	0	0
OCT	0	0	0	0	0	0
NOV	0	0	0	0	0	0
DEC	0	0	0	0	0	0
<b>TOTALS</b>	<b>27</b>	<b>1</b>	<b>0</b>	<b>20</b>	<b>0</b>	<b>48</b>

RBR	CH 7	CH 11	CH 12	CH 13	SEC 304	TOTAL
JAN	18	0	0	21	0	39
FEB	27	2	0	19	0	48
MAR	0	0	0	0	0	0
APR	0	0	0	0	0	0
MAY	0	0	0	0	0	0
JUN	0	0	0	0	0	0
JUL	0	0	0	0	0	0
AUG	0	0	0	0	0	0
SEP	0	0	0	0	0	0
OCT	0	0	0	0	0	0
NOV	0	0	0	0	0	0
DEC	0	0	0	0	0	0
<b>TOTALS</b>	<b>45</b>	<b>2</b>	<b>0</b>	<b>40</b>	<b>0</b>	<b>87</b>

2005 YEAR-TO-DATE COMPARISON OF BANKRUPTCY CASE FILINGS  
BY JUDGE

	AJC	SHF	PGH	LMI	RAM	JKO	RBR	TOTAL
JAN	77	16	84	0	79	0	39	295
FEB	84	18	40	58	79	48	48	375
MAR	0	0	0	0	0	0	0	0
APR	0	0	0	0	0	0	0	0
MAY	0	0	0	0	0	0	0	0
JUN	0	0	0	0	0	0	0	0
JUL	0	0	0	0	0	0	0	0
AUG	0	0	0	0	0	0	0	0
SEP	0	0	0	0	0	0	0	0
OCT	0	0	0	0	0	0	0	0
NOV	0	0	0	0	0	0	0	0
DEC	0	0	0	0	0	0	0	0
<b>TOTALS</b>	<b>161</b>	<b>34</b>	<b>124</b>	<b>58</b>	<b>158</b>	<b>48</b>	<b>87</b>	<b>670</b>
<b>% of Total</b>	<b>24.03</b>	<b>5.07</b>	<b>18.51</b>	<b>8.66</b>	<b>23.58</b>	<b>7.16</b>	<b>12.99</b>	

2005 YEAR-TO-DATE COMPARISON OF BANKRUPTCY CASE FILINGS  
BY JUDGE/CHAPTER

	CH 7	CH 11	CH 12	CH 13	SEC 304	TOTAL
AJC	121	0	0	40	0	161
SHF	34	0	0	0	0	34
PGH	54	4	0	66	0	124
LMI	47	2	0	9	0	58
RAM	116	1	0	41	0	158
JKO	27	1	0	20	0	48
RBR	45	2	0	40	0	87
<b>TOTALS</b>	<b>444</b>	<b>10</b>	<b>0</b>	<b>216</b>	<b>0</b>	<b>670</b>

### CALENDAR YEAR-TO-DATE COMPARISON

	ENDING FEB 06	ENDING FEB05	PERCENT CHANGE
Bankruptcy Case Filings	670	3250	-79.38
Bankruptcy Case Closings	9790	5787	69.17
Adversary Filings	306	153	100.00
Adversary Closings	262	244	7.38

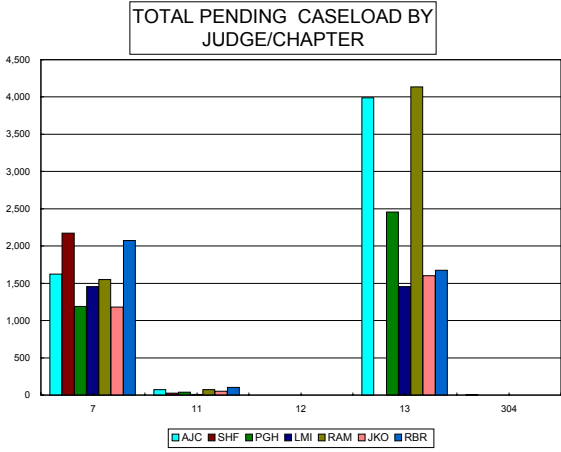
### 12-MONTH/THREE YEAR COMPARISON

	ENDING FEB 06	ENDING FEB05	ENDING FEB 04	% CHANGE 2006 / 2005	% CHANGE 2006 / 2004
Bankruptcy Case Filings	33323	25846	30558	28.93	9.05
Bankruptcy Case Closings	33221	29998	31397	10.74	5.81
Adversary Filings	1417	1313	2657	7.92	-46.67
Adversary Closings	1322	1621	2596	-18.45	-49.08

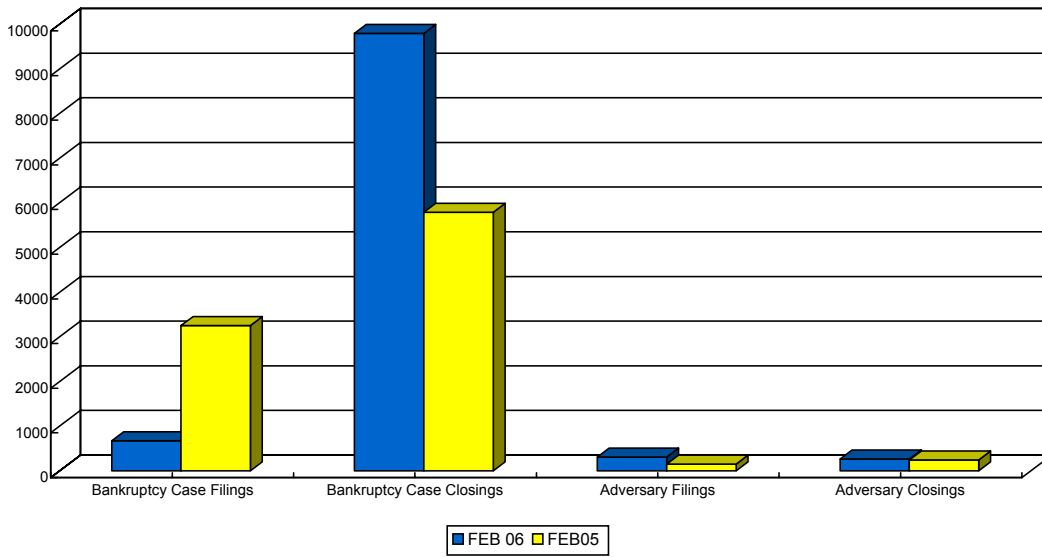
### MONTHLY COMPARISON

	FEB 06	FEB05	PERCENT CHANGE
Bankruptcy Case Filings	375	1618	-76.82
Bankruptcy Case Closings	4282	2407	77.90
Adversary Filings	110	89	23.60
Adversary Closings	129	129	0.00

*Filings and Closings for Dade Division includes Monroe County  
 Filings and Closings for Palm Beach Division includes Indian River, Highlands, Martin,  
 St. Lucie & Okeechobee Counties*



CALENDAR YEAR-TO-DATE COMPARISON



12-MONTH/THREE YEAR COMPARISON

